


TRACTOR REPAIR PARTS CO.



your TRACTOR BLUE BOOK

1771 ALBERT ST.

REGINA, SASK.

P.O. BOX 58

PRICES QUOTED IN THIS CATALOGUE ARE NET; THERE ARE NO SURCHARGES TO ADD UNLESS OUR GOVERNMENT INCREASES THE IMPORT DUTIES OR SALES TAXES APPLYING TO ITEMS LISTED.

INDEX

ADVANCE - RUMELY

| | |
|-------------------------------|----|
| AIR CLEANERS..... | 51 |
| BEARINGS..... | 30 |
| CLUTCH FACINGS..... | 19 |
| FELT WASHERS & RETAINERS..... | 17 |
| GASKETS..... | 11 |
| PISTONS, PINS & BUSHINGS..... | 5 |
| SLEEVE ASSEMBLIES..... | 5 |

ALLIS-CHALMERS

| | |
|----------------------------------|-------------|
| BEARINGS..... | 30, 31 & 32 |
| BURD RING SETS..... | 2 |
| CARBURETOR KITS & PARTS..... | 21 & 22 |
| CLUTCH FACINGS..... | 19 |
| CON. ROD & MAIN BEARING SHELLS | 9 |
| FAN BELTS..... | 20 |
| FELT WASHERS, RETAINERS & SEALS | 17 |
| GASKETS..... | 11 & 12 |
| GENERATOR ARMATURES..... | 28 |
| MUFFLERS..... | 57 |
| PISTONS, PINS & BUSHINGS..... | 5 |
| RADIATOR CORES..... | 18 |
| SLEEVE ASSEMBLIES..... | 5 |
| VALVES, GUIDES, KEYS, RETAINERS, | |
| VALVE SPRINGS..... | 7 |

BEARINGS.

| | |
|-------------------------------|----|
| BEARING APPLICATION CHART.... | 29 |
| DELCO LIGHT PLANTS..... | 49 |

CASE

| | |
|----------------------------------|-------------|
| BEARINGS..... | 32, 33 & 34 |
| BURD RING SETS..... | 2 |
| CLUTCH FACINGS..... | 19 |
| CON. ROD & MAIN BEARING SHELLS | 9 |
| FAN BELTS..... | 20 |
| FELT WASHERS, RETAINERS & SEALS | 17 |
| GASKETS..... | 12 |
| GENERATOR ARMATURES..... | 28 |
| MUFFLERS..... | 57 |
| PISTONS, PINS & BUSHINGS..... | 5 |
| RADIATOR CORES..... | 18 |
| SLEEVE ASSEMBLIES..... | 5 |
| VALVES, GUIDES, KEYS, RETAINERS, | |
| VALVE SPRINGS..... | 7 |

CATERPILLAR

| | |
|----------------------------------|---------|
| BEARINGS..... | 34 & 35 |
| FAN BELTS..... | 20 |
| GASKETS..... | 12 |
| VALVES, GUIDES, KEYS, RETAINERS, | |
| VALVE SPRINGS..... | 7 |

CONTINENTAL

| | |
|----------------------------------|----|
| BURD RING SETS..... | 2 |
| GASKETS..... | 16 |
| PISTONS, PINS & BUSHINGS..... | 5 |
| VALVES, GUIDES, KEYS, RETAINERS, | |
| VALVE SPRINGS..... | 7 |

CO-OP

| | |
|----------------------------------|----|
| BEARINGS..... | 36 |
| BURD RING SETS..... | 2 |
| CON. ROD & MAIN BEARING SHELLS | 9 |
| GASKETS..... | 13 |
| GENERATOR ARMATURES..... | 28 |
| MUFFLERS..... | 57 |
| VALVES, GUIDES, KEYS, RETAINERS, | |
| VALVE SPRINGS..... | 7 |

JOHN DEERE

| | |
|----------------------------------|-------------|
| BEARINGS..... | 36, 37 & 38 |
| BURD RING SETS..... | 3 |
| CARBURETOR PARTS..... | 21 & 22 |
| CLUTCH FACINGS..... | 19 |
| CON. ROD & MAIN BEARING SHELLS | 9 |
| FELT WASHERS, RETAINERS & SEALS | 17 |
| GAS TANKS..... | 51 |
| GASKETS..... | 13 |
| GENERATOR ARMATURES..... | 28 |
| MUFFLERS..... | 57 |
| PISTONS, PINS & BUSHINGS..... | 5 |
| RADIATOR CORES..... | 18 |
| VALVES, GUIDES, KEYS, RETAINERS, | |
| VALVE SPRINGS..... | 7 |

FORD-FERGUSON

| | |
|--------------------------------|---------|
| BEARINGS..... | 38 |
| BURD RING SETS..... | 3 |
| CARBURETOR KITS..... | 21 |
| CLUTCH FACINGS..... | 19 |
| CON. ROD & MAIN BEARING SHELLS | 9 |
| GASKETS..... | 13 & 16 |
| GENERATOR ARMATURES..... | 28 |
| GREASE SEALS..... | 17 |

FORD-FERGUSON

| | |
|-------------------------------|----|
| MUFFLERS..... | 57 |
| PISTONS, PINS & BUSHINGS..... | 6 |
| VALVES, GUIDES, KEYS..... | 8 |

FORDSON

| | |
|----------------------------------|----|
| BEARINGS..... | 38 |
| BURD RING SETS..... | 3 |
| COILS & TIMERS..... | 51 |
| FAN BELTS..... | 20 |
| FELT WASHERS, RETAINERS & SEALS | 17 |
| GASKETS..... | 13 |
| MUFFLERS..... | 57 |
| PISTONS, PINS & BUSHINGS..... | 6 |
| RADIATOR CORES..... | 18 |
| SLEEVE ASSEMBLIES..... | 6 |
| VALVES, GUIDES, KEYS, RETAINERS, | |
| VALVE SPRINGS..... | 8 |

GIBSON

| | |
|---------------------|---|
| BURD RING SETS..... | 3 |
|---------------------|---|

HERCULES

| | |
|----------------------------------|----|
| BURD RING SETS..... | 3 |
| GASKETS..... | 16 |
| PISTONS, PINS & BUSHINGS..... | 6 |
| VALVES, GUIDES, KEYS, RETAINERS, | |
| VALVE SPRINGS..... | 8 |

McCORMICK DEERING I.H.C.

| | |
|----------------------------------|-------------|
| BEARINGS..... | 39, 40 & 41 |
| BURD RING SETS..... | 4 |
| CARBURETOR KITS..... | 21 |
| CARBURETOR PARTS..... | 22 |
| CON. ROD & MAIN BEARING SHELLS | 10 |
| CLUTCH FACINGS..... | 19 |
| FAN BELTS..... | 20 |
| FELT WASHERS, RETAINERS & SEALS | 17 & 18 |
| GASKETS..... | 14 & 15 |
| GAS TANKS..... | 51 |
| GENERATOR ARMATURES..... | 28 |
| GOVERNOR PARTS..... | 52 |
| MUFFLERS..... | 57 |
| PISTONS, PINS & BUSHINGS..... | 6 |
| RADIATOR CORES..... | 18 |
| SLEEVE ASSEMBLIES..... | 6 |
| TRANSMISSION GEARS..... | 51 |
| VALVES, GUIDES, KEYS, RETAINERS, | |
| VALVE SPRINGS..... | 8 |

MASSEY-HARRIS WALLIS

| | |
|----------------------------------|-------------|
| BEARINGS..... | 42, 43 & 44 |
| BURD RING SETS..... | 3 & 4 |
| CLUTCH FACINGS..... | 19 |
| CON. ROD & MAIN BEARING SHELLS | 10 |
| FAN BELTS..... | 20 |
| FELT WASHERS, RETAINERS & SEALS | 18 |
| GASKETS..... | 15 |
| GENERATOR ARMATURES..... | 28 |
| MUFFLERS..... | 57 |
| PISTONS, PINS & BUSHINGS..... | 6 |
| RADIATOR CORES..... | 18 |
| SLEEVE ASSEMBLIES..... | 6 |
| VALVES, GUIDES, KEYS, RETAINERS, | |
| VALVE SPRINGS..... | 8 |

MINNEAPOLIS TWIN CITY

| | |
|----------------------------------|---------|
| BEARINGS..... | 45 & 46 |
| BURD RING SETS..... | 4 |
| CLUTCH FACINGS..... | 19 |
| CON. ROD & MAIN BEARING SHELLS | 10 |
| FAN BELTS..... | 20 |
| FELT WASHERS, RETAINERS & SEALS | 18 |
| GASKETS..... | 15 |
| GENERATOR ARMATURES..... | 28 |
| MUFFLERS..... | 57 |
| PISTONS, PINS & BUSHINGS..... | 6 |
| RADIATOR CORES..... | 18 |
| SLEEVE ASSEMBLIES..... | 6 |
| VALVES, GUIDES, KEYS, RETAINERS, | |
| VALVE SPRINGS..... | 8 |

HART-PARR OLIVER

| | |
|---------------------------------|---------|
| AIR CLEANERS..... | 51 |
| BEARINGS..... | 47 & 48 |
| BLOCK EXCHANGE..... | 51 |
| BURD RING SETS..... | 3 |
| CLUTCH FACINGS..... | 19 |
| CON. ROD & MAIN BEARING SHELLS | 9 |
| FAN BELTS..... | 20 |
| FELT WASHERS, RETAINERS & SEALS | 18 |
| GASKETS..... | 14 |
| GENERATOR ARMATURES..... | 28 |
| MUFFLERS..... | 57 |
| RADIATOR CORES..... | 18 |

HART-PARR OLIVER

| | |
|----------------------------------|---|
| PISTONS, PINS & BUSHINGS..... | 6 |
| SLEEVE ASSEMBLIES..... | 6 |
| VALVES, GUIDES, KEYS, RETAINERS, | |
| VALVE SPRINGS..... | 8 |

ROCK ISLAND

| | |
|--------------------------------|----|
| BEARINGS..... | 48 |
| CON. ROD & MAIN BEARING SHELLS | 10 |
| GASKETS..... | 15 |
| PISTONS, PINS & BUSHINGS..... | 6 |

WAUKESHA

| | |
|----------------------------------|----|
| BURD RING SETS..... | 4 |
| GASKETS..... | 16 |
| PISTONS, PINS & BUSHINGS..... | 6 |
| VALVES, GUIDES, KEYS, RETAINERS, | |
| VALVE SPRINGS..... | 8 |

WISCONSIN

| | |
|-------------------------------|----|
| BURD RING SETS..... | 4 |
| GASKETS..... | 16 |
| PISTONS, PINS & BUSHINGS..... | 6 |

MISCELLANEOUS ITEMS

| | |
|-------------------------------|-----------------|
| AIR CLEANERS..... | 51 |
| AMMETERS..... | 55 |
| BEARING APPLICATION CHART.... | 29 |
| BRASS FITTINGS..... | 56 |
| BATTERY CLIPS..... | 55 |
| CABLE, IGNITION..... | 55 |
| CABLE SETS..... | 55 |
| CARBURETOR PARTS..... | 21 & 22 |
| CARBURETORS..... | 21 |
| CLEVISES..... | 53 |
| COILS, IGNITION..... | 55 |
| COPPER TUBING..... | 56 |
| CORK SHEETS..... | 54 |
| CUTTER PINS..... | 57 |
| CUTOFFS..... | 55 |
| CYLINDER HEAD OVERHAUL..... | 52 |
| DRILLS..... | 59 |
| FEELER GAUGE..... | 57 |
| GASKET GOO & SHELLAC..... | 56 |
| GASKET MATERIAL & VELLUMOID.. | 54 |
| GASOLINE STRAINERS..... | 56 |
| GREASE GUNS..... | 54 |
| GREASE GUN FITTINGS..... | 57 |
| HEAT INDICATORS..... | 58 |
| HOSE CLAMPS..... | 57 |
| HOSE, RADIATOR..... | 57 |
| HOSE, TIRE PUMP..... | 54 |
| HYDRAULIC JACKS..... | 54 |
| HYDRAULIC SEAT ATTACHMENT.... | 54 |
| LAMPS, TRACTOR..... | 56 & 58 |
| LEATHER "V" BELTING..... | 20 |
| LIGHTS, EXTENSION..... | 55 |
| LIGHTING SYSTEMS..... | 56 |
| MAGNETO PARTS..... | 23 to 28 |
| MIRRORS & MIRROR HEADS..... | 53 |
| MUFFLERS..... | 57 |
| OIL FILTER ELEMENTS..... | 56 |
| PAINT, TIRE..... | 56 |
| PILLOW BLOCKS..... | 49 |
| POWER TAKE-OFFS..... | 57 |
| PULLEYS, "V"..... | 55 |
| RINGS, COMPRESSION & OIL..... | 6 |
| RING COMPRESSORS..... | 53 |
| SEALED BEAM ADAPTER KITS..... | 54 |
| SEAT CUSHIONS..... | 54 |
| SHIMS..... | 11 |
| SLEEVE PULLERS..... | 59 |
| SPARK PLUGS..... | 55 |
| STEERING WHEEL TWISTERS..... | 53 |
| STOVE BOLTS..... | 57 |
| SWITCHES..... | 55 & 58 |
| TIN SNIPS..... | 57 |
| TIRE GAUGE, AIR & WATER..... | 60 |
| TIRE PUMPS, HAND..... | 54 |
| TIRE PUMPS, SPARK PLUG..... | 55 |
| TIRE VALVE STEMS..... | 53 |
| TOOLS..... | 58, 59, 60 & 61 |
| TROUBLE LAMPS..... | 55 |
| TUBE REPAIR KITS..... | 53 |
| UNIVERSAL JOINTS..... | 57 |
| VALVE GRINDER..... | 57 |
| VALVE GRINDING COMPOUND..... | 56 |
| VELLUMOID & GASKET MATERIAL.. | 54 |
| WATER ADAPTERS, TIRE..... | 53 |
| WELDING GOO..... | 56 |
| WHEELS..... | 53 |
| WIRE BRUSHES..... | 53 |
| WIRING TERMINALS..... | 55 |

\$70
JA



TRACTOR REPAIR PARTS CO.

PHONE 7158
WAREHOUSE • 1771 ALBERT STREET • REGINA

HISTORY: THIS FIRM WAS ORGANIZED IN 1939 FOR THE PURPOSE OF PROVIDING A CANADIAN SOURCE OF SUPPLY FOR WESTERN CANADA'S FARMERS. OUR AIM WAS TO PROVIDE A STOCK OF NEW, GUARANTEED MERCHANDISE, LOCATED AT CENTRAL POINTS, FROM WHICH THE FARMERS IN WESTERN CANADA WOULD BE ABLE TO PURCHASE THEIR TRACTOR AND FARM IMPLEMENT REPAIRS AT PRICES EQUAL TO THOSE PREVAILING IN CHICAGO, PLUS FREIGHT AND ANY TAXES IMPOSED BY OUR GOVERNMENT. WE HAVE ESTABLISHED PRICES WHICH ARE LOWER THAN THOSE OF ANY OF OUR COMPETITORS. OUR STOCK AS SHOWN BY THIS CATALOGUE WILL PROVE THAT WE ARE THE LARGEST SOURCE OF SUPPLY FOR TRACTOR AND FARM IMPLEMENT REPLACEMENT PARTS IN THE WHOLE OF CANADA.

QUALITY: EVERY STEEL REPLACEMENT PART SUPPLIED IS MADE OF EQUAL OR BETTER ANALYSIS STEEL THAN THE ORIGINAL. WE BUY AND SELL ONLY NEW MERCHANDISE MANUFACTURED BY FIRMS WHO HAVE BUILT UP A REPUTATION FOR DEPENDABILITY IN THE INDUSTRY. WE AIM TO SEE THAT OUR CUSTOMERS ARE FURNISHED WITH MERCHANDISE AT THE LOWEST POSSIBLE COST. OURS IS THE BETTER MERCHANDISE AT A LOWER PRICE---IT CANNOT BE EXCELLED. WE FURNISH THE STANDARD BRANDS OF BEARINGS---MANY OF THEM BEING THE SAME AS USED BY THE TRACTOR MANUFACTURERS AS ORIGINAL EQUIPMENT---OUR LISTING OF BEARINGS FOR TRACTOR, COMBINE, THRESHER, CAR, TRUCK AND OTHER FARM MACHINERY IN THIS CATALOGUE COVERS A LARGER NUMBER OF THESE MACHINES THAN ANY OTHER MAIL ORDER CATALOGUE ISSUED IN THE UNITED STATES OR CANADA.

PRICES: BY COMPARISON, YOU WILL FIND OUR PRICES LOWER THAN THOSE OF COMPETITION. IN SPITE OF INCREASED PRICES OF MATERIAL AND LABOR ETC; WE OFFER YOU OUR QUALITY LINE OF TRACTOR, COMBINE, TRUCK OR AUTOMOBILE PARTS AND ACCESSORIES, AT PRICES LOWER THAN THOSE OF ANY OTHER MAIL ORDER SUPPLY HOUSE OR IMPLEMENT CONCERN IN CANADA.

RETURNED GOODS: MERCHANDISE NOT REQUIRED MAY BE RETURNED PREPAID WITHIN SIX DAYS. WE RESERVE THE RIGHT TO CHARGE 10% TO COVER THE COST OF HANDLING ON ANY MERCHANDISE RETURNED FOR CREDIT. (DEFECTIVE GOODS MAY BE RETURNED PREPAID FOR INSPECTION AND ADJUSTMENT). THE ORIGINAL PURCHASE INVOICE NUMBER MUST BE FURNISHED IN ALL CASES WHEN GOODS ARE RETURNED FOR EXCHANGE OR CREDIT. PLEASE BE SURE TO QUOTE THE INVOICE NUMBER IF WRITING TO US ABOUT YOUR SHIPMENT.

TRANSPORTATION: ON ORDERS OF \$100.00 OR MORE WE PAY TRANSPORTATION CHARGES TO ANY POINT IN SASKATCHEWAN, ALBERTA OR MANITOBA.


IMPORTANT: REPLACEMENT PARTS FOR USE IN THE REPAIRING OF TRACTORS COSTING \$1,400.00 OR LESS, WHEN THE TRACTORS ARE USED FOR FARM OR LOGGING PURPOSES, ARE ADMITTED INTO CANADA FREE OF DUTY AND SALES TAX. THE CUSTOMS DEPARTMENT REQUIRE THAT A RECORD BE KEPT OF ALL SALES MADE WHERE SALES TAX AND DUTY ARE NOT COLLECTED. OUR ORDER FORM PROVIDES FOR A RECORD OF YOUR LAND LOCATION. BE SURE TO FILL IN THE "SECTION", "TOWNSHIP" AND "RANGE" BLANKS ON YOUR ORDER, THEN SIGN IT ON THE LINE AT THE BOTTOM PROVIDED FOR YOUR SIGNATURE.

WE ARE YOUR CANADIAN SUPPLY HOUSE FOR TRACTOR PARTS




"ENGINEERED for RESULTS"

Combination Sets for Tractors, Combines and Farm Engines



BURD
SUPER HI-SPEED OIL RINGS

A channel type oil ring, "Graf-Flox" treated, with inner expander ring, plus two steel segments--self acting--which do not depend on the expander for wall pressure and especially designed to scrape oil down and into the crank case. Used in 500 and 1000E Series Special Duty Tractor Combination sets.



BURD
QUIK-SEAL OIL AND COMPRESSION RINGS

Ideal for first re-ring jobs where wear is negligible, and for re-bored cylinders when factory duplicate type Piston Rings are preferred. Also preferable for use in the larger bore slower speed Tractor engines. Used in 300 and 1000 Series Tractor combination sets.

| Make and Model | No. | Dia. | Ring Specifications | | Quick Seal Sets | | Super Hi-Speed Sets | |
|---|------|--------|---------------------|---------|-----------------|-------|---------------------|-------|
| | Cyl. | | Comp. | Oil | Set No. | Price | Set No. | Price |
| ALLIS-CHALMERS | | | | | | | | |
| G, Cont. N62..... | 4 | 2 3/8 | 8-3/32 | 4-3/16 | 1095 | 3.76 | 1095EH | 8.40 |
| B, IB, Power Unit B15..... | 4 | 3 1/4 | 8-1/8 | 4-3/16 | 1041 | 2.16 | 1041E | 6.40 |
| RC-C, 6CH..... | 4 | 3 3/8 | 12-1/8 | 4-3/16 | 1049 | 3.40 | 1049E | 9.40 |
| W, WC, WF, Power Unit W25..... | 4 | 4 | 8-1/8 | 4-1/8 | 1006 | 3.40 | 1006E | 9.40 |
| | | | | 4-3/16 | | | | |
| Combines, Hillside No. 1, Prairie No. 2 (Her. OX Motor)..... | 4 | 4 | 12-3/16 | 4-3/16 | 1008 | 2.86 | | |
| U, UC, All Crop, (Cont. S-10 Eng. after No. S10-2000)..... | 4 | 4 1/4 | 8-3/16 | 4-3/16 | R90 | 3.40 | | |
| | | | | 4-1/4 | | | | |
| M, U, UC, Power Unit U-40, Speed Patrol 42, to 1936..... | 4 | 4 3/8 | 8-3/16 | 4-3/16 | 1019 | 3.80 | | |
| | | | | 4-1/4 | | | | |
| M, U, UC, Power Unit U-40, Speed Patrol 42, after 1936..... | 4 | 4 1/2 | 8-5/32 | 4-5/32 | | | | |
| | | | | 4-1/4 | 1047 | 5.04 | 1047E | 15.00 |
| A; E35, 20-35, After No.32749; K, E, 35 to Serial No. K2669; 25-40. | 4 | 4 3/4 | 12-1/4 | 4-1/4 | 1027 | 3.86 | 1027E | 13.10 |
| E, K, WK35 after K2670..... | 4 | 5 | 12-3/16 | 4-1/4 | 1090 | 7.00 | | |
| CASE | | | | | | | | |
| V, VC, VI, VO, Cont. F124 Motor (With 1/4" Oil Rings)..... | 4 | 3 | 12-1/8 | 4-1/4 | 1042 | 2.66 | 1042E | 9.40 |
| VA, VAC..... | 4 | 3-1/4 | 12-1/8 | 4-1/4 | 1055 | 4.40 | 1055E | 9.40 |
| B, RC, RI, C Prairie, (Wauk. FK Motor)..... | 4 | 3 1/4 | 8-1/8 | 4-3/16 | 1041 | 2.16 | 1041E | 6.40 |
| S, SC, SO..... | 4 | 3 1/2 | 12-1/8 | 4-3/16 | 1040 | 2.66 | 1040E | 9.40 |
| Combine B Prairie (XA Wauk. Motor)..... | 4 | 3 1/2 | 8-3/16 | 4-3/16 | 1002 | 2.16 | | |
| C, CC, CD, CE, CI, D, DC, DH, DI, DO, Combine P Prairie..... | 4 | 3 7/8 | 8-3/16 | 4-3/16 | 1005 | 2.16 | 1005E | 6.60 |
| C, CC, CD, CE, CI, D, DC, DH, DI, DO, Late 4 Ring Piston..... | 4 | 3 7/8 | 12-1/8 | 4-1/4 | 1039 | 2.66 | 1039E | 9.40 |
| C, Alloy Pistons..... | 4 | 3 7/8 | 4-3/32 | | | | | 9.50 |
| | | | 8-1/8 | 4-3/16 | 1056 | 4.40 | 1056E | 9.50 |
| 12-20, 12-20A, "W" Hillside Combine..... | 4 | 4 1/8 | 8-3/16 | 4-3/16 | 1012 | 2.36 | | |
| K, 15-27, 18-32..... | 4 | 4 1/2 | 8-1/4 | 4-1/4 | 1023 | 2.36 | | |
| L, LA, LE, LI, LJ, LO..... | 4 | 4 5/8 | 12-5/32 | 4-5/32 | 1025 | 3.86 | 1025E | 12.30 |
| L, Alloy Pistons..... | 4 | 4 5/8 | 12-5/32 | 4-3/16 | 1082 | 6.14 | 1082E | 12.75 |
| CONTINENTAL | | | | | | | | |
| F4124, F124, LF124, PF124, (after Eng. No. 5000)..... | 4 | 3 | 12-1/8 | 4-1/4 | 1042 | 2.66 | 1042E | 9.40 |
| Same (to Eng. No. 5001)..... | 4 | 3 | 12-1/8 | 4-3/16 | 1001 | 3.80 | 1001E | 10.60 |
| F6190, F6209, 24B, F209, PF209..... | 6 | 3 3/16 | 18-1/8 | 6-3/16 | 3047 | | 5047 | |
| F4162, F162, LF162, PF162..... | 4 | 3 7/16 | 12-1/8 | 4-1/4 | 1068 | 4.40 | 1068E | 9.40 |
| W9, P27A..... | 4 | 3 7/8 | 12-1/8 | 4-5/32 | P2 | | E2 | |
| M4, S4, S5, S10, S11, S12, S15; P1, P35, P35A, P39A..... | 4 | 4 1/4 | 12-3/16 | 4-1/4 | R90 | 3.40 | | |
| CO-OP | | | | | | | | |
| No. 1 (Wauk. FC Motor)..... | 4 | 3 1/4 | 8-1/8 | 4-3/16 | 1041 | 2.16 | 1041E | 6.40 |
| No. 2 (Chrys. 3-1/8" Motor)..... | 6 | 3 1/8 | 12-1/8 | 12-5/32 | 333 | 7.15 | 533 | 9.75 |
| No. 3 (Chrys. 3-3/8" Motor)..... | 6 | 3 3/8 | 12-1/8 | 12-5/32 | 371 | 8.50 | 571 | 11.55 |
| E3, Buda 4B-153 Motor..... | 4 | 3 7/16 | 12-1/8 | 4-3/16 | 1087 | 4.50 | 1087E | 9.50 |

"E" Ring Set Contains Our Special Steel Segment Oil Rings.

BURD PISTON RING SETS--CONTINUED

| | No. | | Ring Specifications | | Quick Seal Sets | | Super Hi-Speed Sets | |
|--|------|---------|---------------------|---------|-----------------|--------|---------------------|-------|
| | Cyl. | Dia. | Comp. | Oil | Set No. | Price | Set No. | Price |
| JOHN DEERE | | | | | | | | |
| Combine No. 7, Prairie, (her. IXB Motor)..... | 4 | 3 1/4 | 8-1/8 | 4-3/16 | 1041 | 2.16 | 1041E | 6.40 |
| Combine No. 5A Prairie, No. 35 Hillside, (Her. QXC3 Motor)..... | 6 | 3 3/8 | 18-1/8 | 6-3/16 | 3431 | 7.35 | 5431 | 9.90 |
| H, HN, HNH, BWH..... | 2 | 3 9/16 | 6-1/8 | 2-1/4 | 1046 | 1.64 | | |
| Combines No. 5, 5A, 15, (Lyc, AFD Motor)..... | 4 | 3 3/4 | 12-3/16 | 4-3/16 | 1089 | 4.64 | 1089E | 9.40 |
| Combines 5A, 10-12 Cut, Herc. OOB..... | 4 | 3 3/4 | 12-1/8 | 4-3/16 | 1065 | 4.40 | 1065E | 9.50 |
| Combines 17, 36, Herc. JXC Motor..... | 6 | 3 3/4 | 18-1/8 | 6-3/16 | 3435 | 7.35 | 5435 | 11.35 |
| Combines No. 5A, No. 35 Hillside, (Her. OOC Motor)..... | 4 | 4 | 12-1/8 | 4-3/16 | 1006 | 3.40 | 1006E | 9.40 |
| Combines No. 1, 2, 3, 17, (Her. OX Motor, 3-Ring Piston)..... | 4 | 4 | 8-1/4 | 4-1/4 | 1009 | 2.16 | | |
| Same (For 4-Ring Piston)..... | 4 | 4 | 12-3/16 | 4-3/16 | 1008 | 2.86 | | |
| B, BI, BN, BO, BR, BW, (4-1/4" Bore)..... | 2 | 4 1/4 | 6-3/16 | 2-3/16 | 1016 | 1.72 | | |
| Same (4-1/2" Bore)..... | 2 | 4 1/2 | 6-3/16 | 2-3/16 | 1021 | 1.72 | | |
| B, (Distillate, 4-Ring Piston)..... | 2 | 4 11/16 | 6-3/16 | 2-5/16 | 1079 | 2.56 | | |
| B, (Gasoline, 5-Ring Piston)..... | 2 | 4 11/16 | 8-3/16 | 2-5/16 | 1083 | 3.06 | | |
| General Purpose A, AI Industrial, AN, AO, AR, AW..... | 2 | 5 1/2 | 8-1/4 | 2-1/4 | 1028 | 3.26 | | |
| D, 15-27, (To Serial 53388)..... | 2 | 6 1/2 | 8-5/16 | 2-5/16 | 1033 | 4.40 | | |
| D, 15-27, (After Serial 53388), DI..... | 2 | 6 3/4 | 8-1/4 | 2-1/4 | 1034 | 4.40 | | |
| FERGUSON | | | | | | | | |
| Continental Z120..... | 4 | 3 3/16 | 12-1/8 | 4-3/16 | 1086 | 4.50 | 1086E | 9.50 |
| FORD OF CANADA | | | | | | | | |
| 9N (3-Ring Piston)..... | 4 | 3 3/16 | 8-3/32 | 4-5/32 | 318 | | 518 | |
| 9N (4-Ring Piston)..... | 4 | 3 3/16 | 8-3/32 | 8-5/32 | 3114 | | 5114 | |
| Model T..... | 4 | 3 3/4 | 8-1/4 | 4-1/4 | 310 | 3.15 | | |
| All Canadian A & B Models..... | 4 | 3 7/8 | 8-1/8 | 4-5/32 | 312 | 3.15 | 512 | 4.95 |
| FORDSON | | | | | | | | |
| All to 1927..... | 4 | 4 | 8-1/4 | 4-1/4 | 1009 | 2.16 | | |
| All 1927-28..... | 4 | 4 | 12-5/32 | 4-5/32 | 1007 | 2.86 | | |
| All 1928-34..... | 4 | 4 1/8 | 12-5/32 | 4-5/32 | 1010 | 3.40 | | |
| F, 1934-38..... | 4 | 4 1/8 | 12-5/32 | 4-7/32 | 1011 | 3.40 | | |
| GIBSON | | | | | | | | |
| Model H..... | 4 | 3 1/4 | 8-1/8 | 4-3/16 | 1041 | 2.16 | 1041E | 6.40 |
| Model I..... | 6 | 3 7/16 | 18-1/8 | 6-3/16 | | | 5534 | |
| HART-PARR OLIVER, COCKSHUTT | | | | | | | | |
| 70HC, 70KD, Std. 70, Orchard 70, Row Crop 70, Cont. DS6202 Motor.. | 6 | 3 1/8 | 18-1/8 | 6-1/4 | 1045 | 4.20 | 1045E | 13.80 |
| Same, with 3/16" Oil Rings..... | 6 | 3 1/8 | 18-1/8 | 6-3/16 | 1044 | 4.20 | 1044E | 13.80 |
| Combines 20, 22, 8-10 Cut., Cont. Y112..... | 4 | 3 3/16 | 8-3/32 | -1/4 | 1075 | 3.66 | 1075E | 8.45 |
| Combine, Grainmaster 30, (Her. QXB Motor)..... | 6 | 3 1/4 | 18-1/8 | 6-3/16 | 3651 | 7.35 | 5651 | |
| 60HC, 60KD, Row Crop Standard, 1940-48..... | 4 | 3 5/16 | 12-1/8 | 8-1/4 | 1061 | 6.26 | 1061E | 12.15 |
| 66HC..... | 4 | 3 5/16 | 12-1/8 | 4-1/4 | 1098 | 4.64 | 1098E | 10.00 |
| 77HC..... | 6 | 3 5/16 | 18-1/8 | 6-1/4 | 1069 | 6.66 | 1069E | 14.15 |
| Combine, Grainmaster 10, 12, (Cont. F162 Motor)..... | 4 | 3 7/16 | 12-1/8 | 4-1/4 | 1068 | 4.40 | 1068E | 9.40 |
| Cockshutt 30, Buda 4B-153..... | 4 | 3 7/16 | 12-1/8 | 4-3/16 | 1062 | 4.40 | 1062E | 9.40 |
| Combines 10, 12 (Cont. F162 3/16" Oil Ring)..... | 4 | 3 7/16 | 12-1/8 | 4-3/16 | 1062 | 4.40 | 1062E | 9.40 |
| 88HC..... | 6 | 3 1/2 | 18-1/8 | 6-1/4 | 1097 | 6.96 | 1097E | 15.00 |
| 18-28, Standard Row Crop..... | 4 | 4 1/8 | 12-3/16 | 4-3/16 | 1013 | 3.40 | | |
| 80HC..... | 4 | 4 1/4 | 12-3/16 | 4-1/4 | H90 | 3.40 | | |
| 80KD, Standard and Row Crop; to Ser. No. 109628..... | 4 | 4 1/2 | 12-3/16 | 4-3/16 | 1022 | 3.40 | | |
| 80KD, After 804489; Row Crop after 109627..... | 4 | 4 1/2 | 12-3/16 | 4-1/4 | 1063 | 4.40 | | |
| A, 28-44, Oliver 90, 99, Special..... | 4 | 4 3/4 | 12-3/16 | 4-3/16 | 1026 | 3.86 | 1026E | 12.75 |
| 12-24..... | 2 | 5 3/4 | 6-5/16 | | 1030 | 1.64 | | |
| 28-50..... | 4 | 5 3/4 | 12-5/16 | | 1030 | 2 sets | used | |
| 18-36..... | 2 | 6 3/4 | 8-5/16 | | 1035 | 2.76 | | |
| HERCULES | | | | | | | | |
| IXA, IXAC, IXA3, IXA5..... | 4 | 3 | 8-1/8 | 4-3/16 | 3051 | | 5051 | |
| IXK3..... | 4 | 3 1/8 | 8-1/8 | 4-3/16 | | | 5038 | |
| IXA, IXA2, IXA3, IXA5..... | 6 | 3 1/8 | 18-1/8 | 6-3/16 | 1044 | 4.20 | 1044E | 13.80 |
| IXB, IXBC, IXB3, IXB5..... | 4 | 3 1/4 | 8-1/8 | 4-3/16 | 1341 | 2.16 | 1041E | 6.40 |
| JXB, JXBH, PU..... | 6 | 3 5/8 | 18-1/8 | 6-3/16 | 367 | 9.00 | 567 | 12.10 |
| O, OXB, OX, OXA, OXL (to 1927)..... | 4 | 4 | 8-1/4 | 4-1/4 | 1309 | 2.16 | | |
| O, OX, OXA, OXB (after 1927)..... | 4 | 4 | 12-3/16 | 4-3/16 | 1008 | 2.86 | | |
| OOC, (4-Ring Iron Piston)..... | 4 | 4 | 12-1/8 | 4-3/16 | 1006 | 3.40 | 1006E | 9.40 |
| L, LC, LP..... | 4 | 4 1/2 | 12-3/16 | 4-3/16 | 1022 | 3.40 | | |
| G (Early)..... | 4 | 4 3/4 | 12-1/4 | 4-1/4 | 1027 | 3.86 | 1027E | 13.10 |
| MASSEY-HARRIS | | | | | | | | |
| Poney, Cont. N62..... | 4 | 2 3/8 | 8-3/32 | 4-3/16 | 1095 | 3.76 | 1095EH | 8.40 |
| 101 Junior; 81R, 20 & 20K, Cont. F124..... | 4 | 3 | 12-1/8 | 4-1/4 | 1042 | 2.66 | 1042E | 9.40 |
| #21 Combine Chrys. T125..... | 6 | 3 1/8 | 6-3/32 | | | | | |
| 101 Row Crop & Std. Plym. 3-1/8..... | 6 | 3 1/8 | 6-1/8 | 12-5/32 | 334 | 7.15 | 534 | 9.75 |
| | | | 12-1/8 | 12-5/32 | 333 | 7.15 | 533 | 9.75 |

"E" Ring Set contains our special steel segment Oil Rings.

TRACTOR REPAIR PARTS

BURD PISTON RING SETS--CONTINUED

| | No. | Ring Specifications | | Quick Seal Sets | | Super Hi-Speed Sets | | |
|--|------|---------------------|---------|-----------------|---------|---------------------|---------|-------|
| | Cyl. | Dia. | Comp. | Oil | Set No. | Price | Set No. | Price |
| MASSEY-HARRIS | | | | | | | | |
| Same (For Late Type Iron Piston)..... | 6 | 3 1/8 | 18-1/8 | 6-3/16 | 1044 | 4.20 | 1044E | 13.80 |
| B2S, 101 Jr. 101JS - Cont. F140..... | 4 | 3 3/16 | 12-1/8 | 4-1/4 | 1064 | 4.40 | 1064E | 9.40 |
| 22 & 22K (Cont. F140 with 3/16" Oil Ring)..... | 4 | 3 3/16 | 12-1/8 | 4-3/16 | 1078 | 4.40 | 1078E | 9.40 |
| 101SR - Dodge 3-1/4..... | 6 | 3 1/4 | 6-3/32 | | | | | |
| | | | 6-1/8 | 12-5/32 | 361 | 7.15 | 561 | 9.75 |
| 101SR, 44-6, Cont. F226..... | 6 | 3 5/16 | 18-1/8 | 6-1/4 | 1069 | 6.66 | 1069E | 14.15 |
| 201 - Chrys. 3-3/8..... | 6 | 3 3/8 | 12-1/8 | 12-5/32 | 371 | 8.50 | 571 | 11.55 |
| 102JR, 102JS, 102G, 30 & 30K, Cont. F162..... | 4 | 3 7/16 | 12-1/8 | 4-1/4 | 1068 | 4.40 | 1068E | 9.40 |
| 102R, 102S, 102 Senior, Cont. A244..... | 6 | 3 7/16 | 24-1/8 | 6-1/4 | 1067 | 7.90 | 1067E | 16.15 |
| 202, Cont. M290..... | 6 | 3 3/4 | 18-1/8 | 6-1/4 | 1071 | 6.66 | 1071E | 14.15 |
| 203, Cont. M330..... | 6 | 4 | 18-1/8 | 6-1/4 | 1070 | 6.66 | 1070E | 14.15 |
| 44-4, Cont. H260..... | 4 | 3 7/8 | 12-1/8 | 4-1/4 | 1039 | 2.66 | 1039E | 9.40 |
| Wallis, Certified 12-20, Cert. Orchard 12-20: "12", 12-20: "12" Orchard, 12-20: "12" Industrial, 12-20: Pacemaker PA, Challenger, Pacemaker, CPA-Orchard, VPA-Vineyard, (Standard and Twin Power, 4-Ring Piston)..... | 4 | 3 7/8 | 12-1/8 | 4-3/16 | 1004 | 2.66 | 1004E | 9.50 |
| Same (For 3-Ring Piston)..... | 4 | 3 7/8 | 8-3/16 | 4-3/16 | 1005 | 2.16 | 1005E | 6.60 |
| 20-30, Certified 20-30, Orchard 20-30 (3-Ring Piston)..... | 4 | 4 3/8 | 8-1/4 | 4-1/4 | 1080 | 2.36 | | |
| 20-30, 25, 26-41, (4-Ring Piston)..... | 4 | 4 3/8 | 12-1/8 | 4-3/16 | 1018 | 3.40 | | |
| 55, 55K, Prior to serial 1132, Cont. J382 (5-Ring Piston)..... | 4 | 4 1/2 | 12-1/8 | | | | | |
| | | | 4-3/16 | 4-1/4 | | | | |
| 55, 55K, Serial No. 1132 and up. Cont. J382 (4-Ring Piston)..... | 4 | 4 1/2 | 12-1/8 | 4-1/4 | | | | |
| McCORMICK DEERING I.H.C | | | | | | | | |
| Farmall Cub..... | 4 | 2 5/8 | 8-3/32 | 4-3/16 | | | 1085E | |
| Farmall F12 to Ser. No. FS-12785; Combines No. 20, No. 22..... | 4 | 3 | 8-1/8 | 4-3/16 | 3051 | | 5051 | |
| Farmall F12 Ser. No. FS-12786 to FS-41591..... | 4 | 3 | 12-1/8 | 4-3/16 | 1000 | 3.06 | | |
| Farmall F12 after No. FS-41590, (1935-38); Fairway 12, 112, O12, W12, Power Unit P12; Farmall F14, 114, O14, W14, (1938-39)... | 4 | 3 | 16-1/8 | 4-3/16 | 1001 | 3.80 | 1001E | 10.60 |
| Farmall A, B, (For Gasoline Engine)..... | 4 | 3 | 12-1/8 | 4-1/4 | 1042 | 2.66 | 1042E | 9.40 |
| Combines No. 31, 31R, 31RD, 31T, Prairie: No. 41, No. 51, Hillside | 6 | 3 5/16 | 18-3/32 | 6-3/16 | | | | |
| Farmall H, HV, Tractors I4, O4, W4, Combine 122..... | 4 | 3 3/8 | 4-1/8 | | | | | |
| | | | 8-5/32 | 4-1/4 | 1043 | 2.66 | 1043E | 9.40 |
| Power Unit PA35..... | 6 | 3 7/16 | 18-1/8 | 6-3/16 | | | 5434 | |
| Trac-Tractor T35, TA40; IA40, WA40, Power Unit PA40..... | 6 | 3 5/8 | 18-1/8 | 6-3/16 | | | 5491 | 10.00 |
| WK40 Power Units PA50, U21..... | 6 | 3 3/4 | 18-1/8 | 6-3/16 | 3435 | 7.35 | 5435 | 11.50 |
| Farmall F20, Fairway 20, Trac-Tractor T20, Power Unit U7; Combines No. 7, Hillside: Prairie No. 3, 9, 10, 11..... | 4 | 3 3/4 | 12-3/16 | 4-3/16 | 1003 | 2.66 | 1003E | 9.40 |
| Farmall M, Trac-Tractor T6, Power Unit U6..... | 4 | 3 7/8 | 4-1/8 | | | | | |
| | | | 8-5/32 | 4-1/4 | 1038 | 2.66 | 1038E | 9.40 |
| 10-20, Orchard 10-20, Industrial 20, Power Unit "200"..... | 4 | 4 1/4 | 12-1/4 | 4-1/4 | 1017 | 3.40 | 1017E | 10.30 |
| Farmall 30, F30, 20-30, I30, W30, Power Unit P30..... | 4 | 4 1/4 | 12-3/16 | 4-3/16 | 1014 | 3.40 | 1014E | 10.60 |
| Trac-Tractor TD-9, Power Unit UD-9, (Diesel Motors)..... | 4 | 4.4 | 4-1/8 | 4-3/16 | | | | |
| | | | 4-5/32 | 8-1/4 | 1076 | 7.50 | 1076E | 14.30 |
| 15-30 to Tractor No. TG99926..... | 4 | 4 1/2 | 12-1/4 | 4-1/4 | 1024 | 3.40 | 1024E | 11.85 |
| 15-30 after Tractor No. TG99926, Industrial 30, 22-36, P. Unit "300" | 4 | 4 3/4 | 12-1/4 | 4-1/4 | 1027 | 3.86 | 1027E | 13.10 |
| 15-30, 22-36, (Alloy Pistons)..... | 4 | 4 3/4 | 12-5/32 | 4-3/16 | 1088 | 6.44 | | |
| MINNEAPOLIS-MOLINE | | | | | | | | |
| Harvester Jr. (Her. LXB Motor)..... | 4 | 3 1/4 | 8-1/8 | 4-3/16 | 1041 | 2.16 | 1041E | 6.40 |
| M-M Twin City Universal J, Z, ZTN, ZTU; Standard J, Z, ZTS, Orchard J; Universal RT, RTN, RTU; Standard RT, RTS..... | 4 | 3 5/8 | 12-1/8 | 4-3/16 | 1036 | 2.66 | 1036E | 9.40 |
| Combine, Prairie A, (to 1927); Her. CX Motor..... | 4 | 4 | 8-1/4 | 4-1/4 | 1009 | 2.16 | | |
| Same (after 1927)..... | 4 | 4 | 12-3/16 | 4-3/16 | 1008 | 2.86 | | |
| Combines, Prairie B, D, (Her. OOC Motor, 4-Ring Iron Piston)..... | 4 | 4 | 12-1/8 | 4-3/16 | 1006 | 3.40 | 1006E | 9.40 |
| Combine, Prairie A, (Her. OXC Motor)..... | 4 | 4 1/4 | 12-3/16 | 4-3/16 | 1014 | 3.40 | 1014E | 10.60 |
| Twin City 12-20, 17-28 RT..... | 4 | 4 1/4 | 12-1/4 | 4-1/4 | 1017 | 3.40 | 1017E | 10.30 |
| 11-20, Kombination, Universal M, 13-25, (KE Motor to No. 525401 and from 526803 to 527031)..... | 4 | 4 1/4 | 8-1/4 | 8-1/4 | 1017 | 3.40 | 1017E | 10.30 |
| Twin City KTA, Kombination, Universal M, MTA (KEA Motors 525401 to 526803 and after 527031); Standard U, UTS Universal U, UTU, (KEC Motor)..... | 4 | 4 1/4 | 12-5/32 | 4-1/4 | 1015 | 3.40 | | |
| Combine, Prairie C, (Her. L Motor)..... | 4 | 4 1/2 | 12-3/16 | 4-3/16 | 1022 | 3.40 | | |
| Twin City FE 21-32, FTA, (FE Motor to No. 900001) FT 21-32..... | 4 | 4 1/2 | 8-1/4 | 8-1/4 | 1024 | 3.40 | 1024E | 11.85 |
| Twin City FTA 21-32 (GE Motor after No. 900001); OT..... | 4 | 4 5/8 | 8-1/4 | 8-1/4 | 1037 | 3.80 | | |
| Harvester B, (Her. G Motor)..... | 4 | 4 3/4 | 12-1/4 | 4-1/4 | 1027 | 3.86 | 1027E | 13.10 |
| 17-30 B..... | 4 | 4 7/8 | 12-5/16 | 4-5/16 | 730B | 8.15 | | |
| WAUKESHA | | | | | | | | |
| FL, FLJ..... | 4 | 3 | 8-1/8 | 4-3/16 | 3051 | | 5051 | |
| FC, FCL, FK, FJL..... | 4 | 3 1/4 | 8-1/8 | 4-3/16 | 1041 | 2.16 | 1041E | 6.40 |
| 6BA, 6-90; 6TL (Aluminum Piston)..... | 6 | 3 3/8 | 18-1/8 | 6-3/16 | 3431 | | 5431 | 9.90 |
| X, XA..... | 4 | 3 1/2 | 8-3/16 | 4-3/16 | 1002 | 2.16 | | |
| XAH, 4-55..... | 4 | 3 5/8 | 12-1/8 | 4-3/16 | 1036 | 2.66 | 1036E | 9.40 |
| 6BM..... | 6 | 3 5/8 | 18-1/8 | 6-3/16 | 367 | 9.00 | 567 | 12.10 |
| VIS..... | 4 | 4 1/8 | 12-3/16 | 4-3/16 | 1013 | 3.40 | | |
| CSR..... | 4 | 4 1/4 | 12-3/16 | 4-3/16 | 1014 | 3.40 | | |
| CR, CU..... | 4 | 4 3/8 | 8-1/4 | 4-1/4 | 1020 | 2.36 | | |
| VIK..... | 4 | 4 1/2 | 12-3/16 | 4-3/16 | 1022 | 3.40 | | |
| CHS..... | 4 | 4 3/4 | 12-3/16 | 4-3/16 | 1026 | 3.86 | 1026E | 12.75 |
| WISCONSIN | | | | | | | | |
| AC4..... | 4 | 2 5/8 | 12-3/32 | 4-3/16 | 1058 | 4.40 | | |
| VE4..... | 4 | 3 | 12-3/32 | 4-3/16 | 1073 | 4.40 | 1073E | 9.40 |
| VF4..... | 4 | 3 1/4 | 12-3/32 | 4-3/16 | 1072 | 4.40 | 1072E | 9.40 |
| AP4, AP41, VF4..... | 4 | 3 1/2 | 12-1/8 | 4-3/16 | 1040 | 2.66 | 1040E | 6.40 |
| 01, W, WK..... | 4 | 4 1/8 | 8-3/16 | 4-3/16 | 1002 | 2.16 | | |
| 02, RCU, VAU..... | 4 | 4 1/2 | 8-1/4 | 4-1/4 | 1023 | 2.36 | | |
| "E" Ring Set Contains Our Special Steel Segment Oil Rings. | | | | | | | | |

"E" Ring Set Contains Our Special Steel Segment Oil Rings.

SLEEVE ASSEMBLIES, PISTONS, PINS AND BUSHINGS

ALL SLEEVE ASSEMBLIES PRICED COMPLETE WITH PISTONS, PINS AND RINGS.

| FORD | MODEL A, Piston to finish up to .060 A, Piston to finish .070 & up T..... | YEAR | BORE 3 7/8" 3 7/8" 3 3/4" | SLEEVE ASS'Y | PRICE PER SET | PISTON WITH PIN A409 A420 C401 | PRICE EACH | PISTON PINS P209 P209 P201 | PRICE EACH | PISTON PIN BUSHING B2093 B285 B285 | PRICE EACH |
|---|--|---|--|--|---|--|--|--|---|--|---|
| FORDSON | Ford..... Flat Head Piston..... Dome Head Piston..... Dome Head Piston..... | 1940-48 1917-26 1916-29 1930-36 | 3 3/16" 4" 4" 4 1/8" | S322 | 23.00 | C127 C128 C129 | 3.90 4.15 4.15 | P324 P325 P325 | 1.15 .80 .80 | B2093 B285 B285 | .22 .37 .37 |
| NOTE:-WHEN ORDERING FORDSON PISTONS STATE WHETHER 3 OR 4 RING TYPE AND WIDTH OF OIL RING. | | | | | | | | | | | |
| HART-PARR OLIVER | Row Crop 70, 70HC, 70KD..... 60, 60HC, Std. Row Crop..... 18-28 Row Crop 2-3, 8-18..... 80HC..... 80KD..... 28-44, 90, 99, Special, A..... 18-36..... | 1935-46 1941-47 1930-37 1938-44 1938-44 1930-40 1917-32 | 3 1/8" 3 5/16" 4 1/8" 4 1/4" 4 1/2" 4 3/4" 6 3/4" | S15HC S323 S79 S313 S224 S67 | 42.00 30.00 44.00 52.00 52.00 48.00 | C162 C175 C134 C184 C173 C132 C131 | 4.10 4.35 6.10 5.20 6.90 8.00 16.95 | P329 P375 P330 P369 P328 P328 P327 | .40 .47 1.60 1.60 1.60 1.60 3.65 | B313 B2087 B2087 B2087 | .40 .55 .55 .55 |
| HERCULES | IXA, IXA3, IXA5, IXA6..... IXK3..... IXB, IXB3, IXB5, IXB6..... CX to 1927..... CX after 1927..... OOC..... OXG..... L, LC, LP..... | | 3" 3 1/8" 3 1/4" 4" 4" 4 1/4" 4 1/2" | | | C172 C174 C410 C127 C408 C411 C407 C406 | 6.55 4.00 4.75 3.90 8.50 6.00 8.50 10.40 | P374 P374 P210 P324 P324 P211 P207 P206 | .50 .50 .55 1.15 1.15 .70 1.60 1.60 | | |
| McCORMICK DEERING I.H.C | Farmall F12, W12, F14, W14.... Farmall A, AV, B, BN, Comb. 22, 62... Farmall H, HV, 14, W4, Comb. 122... WK40, IK40, TK40, PU & PK40.... W40, I40, T40..... Farmall T20, F20, Comb. 9 & 11... High Compression Assembly for above Farmall M, MV, T6, I6, O6, W6... High Compression Assembly for above 10-20, W30, F30..... High Compression Assembly for above 15-30 to TG99926..... High Compression Assembly for above 15-30..... High Compression Assembly for above 15-30, 22-36..... High Compression Assembly for above | 1931-39 1940 1940 1935-40 1936-39 1924-39 1940 1940 1924-39 1924-39 1924-28 1924-28 1928-37 | 3" 3" 3 3/8" 3 3/4" 3 3/4" 3 3/4" 3 7/8" 4 1/4" 4 1/2" 4 3/4" 4 3/4" 4 3/4" | S56 S12 S13 S208A S208HC S50 S50HC S14 S14HC S51 S51HC S52 S52HC S93 S93HC S64 S64HC | 23.50 21.60 27.00 53.00 53.00 31.60 31.60 31.60 33.00 38.00 38.00 52.50 52.50 52.50 52.50 52.50 52.50 | C139 C163 C164 C170 C138 C165 C135 C136 C137 C137 C137 | 3.80 3.05 3.40 3.80 5.00 4.35 5.60 6.50 6.50 6.50 6.50 | P334 P334 P353 P358 P333 P354 P331 P332 P332 P332 P332 | .48 .48 .60 .70 .85 .85 .95 1.20 1.20 1.20 1.20 | B281 B245 B92 B91 B138 B138 B138 | .20 .35 .45 .50 .54 .54 .54 |
| MINNEAPOLIS TWIN CITY | 13-25, MT, MK, 11-20, KTA, 17-28, 12-20, TW12-20, TY, KT and Universal to Engine #525401..... 17-30B..... 27-42 (after 200227)..... | 1919-38 1921-33 1929-36 | 4 1/4" 4 7/8" 4 7/8" | S58 S77 S78 | 40.00 60.00 60.00 | C141 C145 C143 | 5.10 7.50 7.50 | P335 P336 P336 | .95 1.05 1.05 | B158 B159 B159 | .50 .85 .85 |
| MASSEY HARRIS WALLIS | R101, S101 Twin Power..... 12-20, Chlgr, Pacemaker..... High Compression Assembly for above 25, 26-41, No. 69000 and up... 20-30, 4 Ring Piston..... | 1938-41 1930-39 1934-39 1927-39 | 3 1/8" 3 7/8" 4 3/8" 4 3/8" | S310 S310HC S207A S206A | 39.00 39.00 65.00 65.00 | C159 C148 C147 C147 | 4.50 5.40 6.80 6.80 | P349 P339 P338 P338 | .75 1.00 1.70 1.70 | B228 | .12 |
| ROCK ISLAND | F, FA..... | | 4 1/2" | | | C156 | 9.10 | P346 | 1.60 | B56 | 1.00 |
| WAUKESHA | FC, FK, Concave head..... FC, FK, Flat Head..... X, XA..... | | 3 1/4" 3 1/4" 3 1/2" | | | C415 C171 C405 | 4.75 3.55 4.40 | P359 P359 P205 | .85 .85 .65 | B257 B257 | .25 .25 |
| WISCONSIN | C1..... C2..... | | 4 1/8" 4 1/2" | | | C413 C414 | 6.45 7.50 | P213 P214 | .70 1.20 | | |

PISTON RINGS

DIAMETER



COMPRESSION
To 3/8" WideOIL
To 3/8" Wide

2 1/2" to 4"
4 1/16" to 4 1/4"
4 5/16" to 4 1/2"
4 9/16" to 4 3/4"
4 13/16" to 5 1/16"
5 1/8" to 5 1/2"
5 9/16" to 6"
6 1/16" to 6 1/2"
6 9/16" to 6 15/16"

.22
.25
.27
.31
.50
.50
.60
.64
.92

.50
.54
.58
.67
.75
.83
.93
1.23
1.61





VALVES, GUIDES, KEYS, SPRINGS & SPRING RETAINERS

Our valve guides are cast from close-grained ferrous alloy containing proper proportions of Chromium and Nickel, insuring uniform grain structure and long wearing qualities. All guides are cast with holes cored, in contrast with the cheaper method of casting solid, eliminating the soft, loose-grained centers otherwise encountered in castings of this shape. The same strict inspection and precise procedures are followed in the manufacture of valve guides that have long identified all our products.

Alloys used in all our valves are tailor made for each individual motor type. Silicon, Chromium, Nickel and Steel are accurately blended so as to provide the highest possible degree of protection against effects of heat, corroding gases, mechanical wear.

Our valves are one piece, seamless; forged by the upset process--NOT EXTRUDED. This type of construction prevents, as far as possible, the formation of high internal stresses sometimes caused by overworking the alloy through other forming processes. Electrically controlled head treatment after upsetting completely eliminates all residual stresses and provides 100% protection against warping in service.

OUR VALVE KEYS & KEY SEATS ARE MADE OF THE SAME MATERIAL AS OUR VALVES

| | BORE | MODEL | Exh. VALVE PRICE | Int. VALVE PRICE | Valve GUIDE PRICE | Valve Price KEYS COMP. | Valve Spring RETS. PRICE | Valve SPRINGS PRICE |
|--------------------|--------|--|---------------------|---------------------|----------------------|---------------------------|--------------------------------|------------------------|
| ALLIS- CHALMERS | 4 3/4" | 20-35,E,18-30,to Motor 32749 1919-29 | 3160 2.00 | 2160 .90 | 1800 .72 | U145 .12 | | S736 .35 |
| | 4 3/4" | E35 after motor 32749, 25-40 | | | | | | |
| | | K35, 50, AK, WK, L..... 1929-41 | 3161 2.00 | 2161 .90 | 1801 .78 | U129 .26 | VR022 .20 | S780 .38 |
| | 4 1/2" | U, UC, M, WM, U40..... 1934-41 | 3397 1.35 | 2398 1.10 | 1803 .40 | U30 .16 | | S789 .30 |
| | 4 1/4" | United U, IU, UC..... 1930-34 | 3245 2.00 | 2246 1.60 | 11000 .40 | VK7 .07 | | S735 .30 |
| | 4" | WC,W,WF,to motor 84246..... 1933-41 | 3247 1.00 | 2248 .75 | 1804 Ex.40 | U30 .16 | | S789 .30 |
| | | | | | 1803Int.40 | | | |
| | 4" | WC,W,WF, Ser. 84247 & up.... 1933-41 | 4868 1.30 | 4869 .95 | 1804 Ex.40 | VK138 .22 | | S790 .20 |
| | | | | | 1803Int.40 | | | |
| | 3 1/4" | B..... 1938-41 | 3425 .75 | 2426 .55 | 1805 .30 | U117 .07 | | S790 .20 |
| BUDA | | MU, WTU, WTH..... | 4457 2.25 | 4457 2.25 | | VK85 .24 | | VS5 .20 |
| CASE | 4 5/8" | L, LI, LO, LE, Ind. 26-40... 1929-41 | 3144 1.35 | 3144 1.35 | 1814 .60 | U105 .25 | | VS139 .35 |
| | 3 7/8" | C,CC,CD,CI,Ind. CO,17-27.... 1929-41 | 3143 1.10 | 3143 1.10 | 1811 .50 | U105 .25 | | VS138 .20 |
| | 4 1/8" | A, 12-20..... 1920-39 | 3145 1.30 | 3145 1.30 | 1812 .48 | U105 .25 | | VS155 .25 |
| | 4 1/2" | K, 18-32, 15-27..... 1918-29 | 3142 1.40 | 3142 1.40 | 1810 .63 | U105 .25 | | VS139 .35 |
| | 3 1/4" | RRC-Wauk FC, FK..... 1936-39 | 4713 1.20 | 4713 1.20 | 1915 .28 | U123 .10 | | VS278 .30 |
| | 3" | V, VC, VI, VO..... 1940-42 | 4800 .95 | 4801 .65 | 1914 .25 | U142 .06 | | VS309 .25 |
| | 3 1/2" | S, SC, SO..... 1940-42 | 4920 .90 | 4921 .75 | 1815 .30 | U123 .10 | | VS332 .20 |
| | | | | | | | | |
| CATERPILLAR | 4" | 2 ton, 15DB..... 1922-28 | 3126 1.60 | 3126 1.60 | | VK65 .19 | | |
| | 3 3/8" | 15, (1928-33),10, (1928-31).. 1928-34 | 3227 1.95 | 2228 1.60 | 1818 .70 | U946 .20 | VR46 .10 | S113 .20 |
| | 3 3/4" | 20, (1932-34),15, (1928-31).. 1928-33 | 3229 2.25 | 2230 1.70 | 1819 .65 | U946 .20 | VR46 .10 | S115 .20 |
| | 4" | 20, (1927-31),25, (1932-33)... 1927-33 | 3131 2.50 | 2132 1.80 | 1819 .65 | U130 .35 | VR46 .10 | S262 .35 |
| | 4" | 20,22..... 1934-36 | 3131 2.50 | 2132 1.80 | | U130 .35 | VR46 .10 | S262 .35 |
| | 4 3/4" | 30, 25-30..... 1926-34 | 3127 4.00 | 2128 2.25 | 1816 .60 | U111 .35 | VR013 .40 | S260 .35 |
| | 4 7/8" | 35..... 1932-34 | 3127 4.00 | 2128 2.25 | | U111 .35 | VR013 .40 | S260 .35 |
| | 5 1/4" | 35 after 6E-222,40,50,75 | | | | | | |
| | | D6,D7,D8 Early..... 1934-37 | 3429 6.00 | 2430 3.60 | | | VR013 .40 | |
| | 6 1/2" | 60, 50-60..... 1920-34 | 3129 5.00 | 2130 3.95 | 1817 .68 | U107 .35 | VR014 .40 | S478 .45 |
| | 5 3/4" | D6,RD6,D7,RD7,D8,RD8, After serial 1H499 Late Diesel | 3426 6.00 | 2198 3.60 | | | | |
| | | | | | | | | |
| | | | | | | | | |
| CONTINENTAL | | F4124,F4140,F4152,F124,F140,F162,F226 H1,H2,H6,H7,H8,H9) W4,W4B,W5,W9,Y2,Y3)..... | 4800 .95 | 4801 .65 | 1914 .25 | U142 .06 | | VS309 .25 |
| | 4 1/4" | M4,S4,S5..... | 4255 1.45 | 464 .60 | 11001 .42 | VK7 .07 | | VS318 .25 |
| | 4 1/4" | S10,S11,S12,S15..... | 4549 2.40 | 4550 2.00 | VG292 .60 | VK22 .04 | | VS3 .58 |
| | 4 1/4" | S10,S11,S12,S15..... | 3245 2.00 | 2246 1.60 | 11000 .40 | VK7 .07 | | S735 .30 |
| | 3 3/4" | M271,M290,M330..... | 4757 1.60 | 4758 .80 | | VK134 .16 | | VS295 .20 |
| CO-OP | 3" | No. 1 Wauk. FC (4)..... 1937-39 | 4713 1.20 | 4713 1.20 | 1915 .28 | U123 .10 | | VS278 .30 |
| | 3 1/8" | No. 2 Chrys. T 50 (6)..... 1937-39 | 320 .85 | 219 .73 | 1889 .32 | U81 .12 | | S243 .20 |
| | 3 3/8" | No. 3 Chrys. T 42 (6)..... 1937-39 | 3381 1.00 | 2382 .75 | 1889 .32 | U81 .12 | | VS282 .20 |
| JOHN DEERE | 6 1/2" | 15-27 to motor 53388..... 1925-27 | 3162 1.85 | 3162 1.85 | 1840 .60 | U122 .22 | VR009 .12 | S757 .50 |
| | 6 3/4" | 15-27 after motor 53388..... 1928-31 | 3162 1.85 | 3162 1.85 | 1840 .60 | U122 .22 | VR009 .12 | S757 .50 |
| | 6 3/4" | 15-27,D,DI, after serial No. 109944..... 1931-39 | 3163 1.85 | 3163 1.85 | 1842 .60 | U115 .20 | VR018 .36 | S775 .45 |
| | 5 1/2" | GP,A,AN,AU,AR,AW..... 1933-38 | 3331 1.35 | 2332 1.00 | 1844 .40 | U108 .18 | | S791 .35 |
| | 4 1/4" | B,BR,BN,BO,BW..... 1933-38 | 3329 1.15 | 2330 .85 | 1843 .35 | U80 .12 | | S198 .20 |
| | | | | | | | | |

TRACTOR REPAIR PARTS


VALVES, GUIDES, KEYS, SPRINGS & SPRING RETAINERS

| | BORE | MODEL | Exh. VALVE PRICE | Int. VALVE PRICE | Valve GUIDE PRICE | Valve Price KEYS COMP. | Valve Spring RETS. PRICE | Valve SPRINGS PRICE |
|-----------------------------|----------------|--|----------------------|-----------------------|--------------------------|---------------------------|--------------------------------|------------------------|
| FORD | | A..... | 4130 .70 | 4130 .70 | VG183 .36 | VK5 .11 | | VS71 .18 |
| | | T..... | 45 .55 | 45 .55 | | VK1 .10 | | VS34 .15 |
| FORDSON | 3 3/16" | Ford..... | 3378 .80 | 2378 .70 | 1950 .35 | VK83 .06 | | S798 .15 |
| | 4 1/8" | | 3133 .90 | 3133 .90 | 1824 .25 | U66 .07 | | S494 .14 |
| | 4" | Standard Valve..... | 312 .75 | 312 .75 | 1822 .25 | U66 .07 | | S494 .14 |
| | 4" | Oversize Head 1/8..... | 3214 1.05 | 3214 1.05 | 1822 .25 | U66 .07 | | S494 .14 |
| | 4" | Oversize Head and Stem..... | 3299 1.00 | 3299 1.00 | | U66 .07 | | S494 .14 |
| | | | | | | | | |
| HART-PARR OLIVER | 6 3/4" | 18-36, Late..... | 365 3.00 | 365 3.00 | 1830 1.00 | U113 .30 | VR019 .19 | S739 .45 |
| | 4 3/4" | A, 28-44, 90..... | 367 2.75 | 367 2.75 | 1831 .95 | VK75 .28 | | VS141 .40 |
| | 4 3/4" | 99, Special..... | 4820 3.00 | 4821 2.75 | VG352 .65 | VK75 .28 | | VS141 .40 |
| | 4 1/2" | FOKD..... | 3115 1.80 | 3113 1.80 | VG314 .90 | U30 .16 | | S785 .30 |
| | 4 1/4" | 80HC..... | 4926 2.50 | 4927 2.00 | VG314 .90 | U30 .16 | | S785 .30 |
| | 4 1/8" | 18-28, Row Crop to Serial No. 801027..... | 3113 1.80 | 3113 1.80 | 1832 .95 | U30 .16 | | S785 .30 |
| | 4 1/8" | 18-28, Row Crop after Serial No. 801027..... | 3115 1.80 | 3113 1.80 | VG314 .90 | U30 .16 | | S785 .30 |
| | 5 3/4" | 12-24, 10-20, 22-40, 28-50.. | 3235 2.50 | 3235 2.50 | 1833 .70 | U113 .30 | VR019 .19 | S739 .45 |
| | 3 1/8" | 70HC, KD..... | 4715 1.25 | 4716 1.25 | 1887 .45 | U80 .12 | | VS329 .30 |
| | 3 1/8" | 70, 70HC..... | 3441 1.25 | 2442 1.10 | 1888 .45 | U123 .10 | VR028 .12 | S797 .35 |
| | 3 5/16" | 60, 60HC..... | 3557 .95 | 2558 .75 | VG3241 .50 VG3235 .50 | U80 .12 | | |
| | | | | | | | | |
| | | | | | | | | |
| | | | | | | | | |
| HERCULES | | IX, IX3, IX5, IXA, IXA3, IXA5, IXAC, IXB, IXB3, IXB5, IXBC, IXF3, IXK5, O, OB, CBX, OX, OXA, OXC,..... | 4428 .95 414 2.00 | 4429 .60 4444 1.55 | 11009 .35 11002 .36 | VK98 .06 VK32 .06 | | VS226 .12 VS143 .25 |
| | | OQA, OOB, OCC, 4 Cyl..... | 4317 1.00 | 4318 .70 | 11006 .30 | VK65 .19 | | VS181 .16 |
| | | JXA, JXA2, JXB, JXC, JXD, JXG-6 Cyl. L, LC, LP..... | 450 2.70 | 4465 1.65 | 11003F- .50 | VK101 .10 | | VS39 .30 |
| | | | | | | | | |
| McCORMICK DEERING I.H.C. | 3" | Farmall A, AV, B, BN Comb.#22.. | 4839 1.10 | 4840 .70 | 1829 .30 | VK138 .22 | | S781 .16 |
| | 3" | F12, after motor FS3035, W12, F14, W14..... | 3211 1.20 | 3211 1.20 | 1827 .35 | U81 .12 | VR10 .11 | S781 .16 |
| | 3 3/8" | Farmall H, HV, W4, I4 Comb.122, H.C.39-42 | 4841 1.35 | 4842 .85 | VG361 .35 | VK138 .22 | | S781 .16 |
| | 3 3/8" | H Models, Std. Comp. Kerosene. 1939-42 | 4906 1.25 | 4907 .85 | 1828 .30 | VK138 .22 | | S781 .16 |
| | 3 3/8" | H Models, Std. Comp. Gasoline. 1939-42 | 4908 1.25 | 4909 .85 | 1828 .30 | VK138 .22 | | S781 .16 |
| | 3 3/4" | T35, T40, W40, WK40..... | 4225 1.60 | 4226 .95 | VG137 .32 | U71 .16 | Inner Spring Outer Spring | VS125 .20 VS337 .30 |
| | 3 3/4" | Reg. Farmall 20, F20, Comb. 9 & 11-1 keeper groove..... | 3135 1.40 | 3135 1.40 | 1820 .40 | U84 .16 | | S707 .25 |
| | 3 3/4" | Reg. Farmall, 2 keeper Groove. 1931-39 | 3165 1.35 | 3165 1.35 | 1820 .40 | U71 .16 | VR88 .20 | S707 .25 |
| | 3 7/8" | Farmall M, MV, O6, W6, T6, H.C. | 4843 1.70 | 4844 .95 | VG362 .35 | VK138 .22 | | S707 .25 |
| | 3 7/8" | M Models, Std. Comp. Kerosene | 4910 1.45 | 4911 1.10 | 1826 .30 | VK138 .22 | | S707 .25 |
| | 3 7/8" | M Models, Std. Comp. Distillate | 4912 1.75 | 4913 1.00 | 1826 .30 | VK138 .22 | | S707 .25 |
| | 4 1/4" | 10-20, Ind. 20, 1 groove.... | 3134 1.45 | 3134 1.45 | 1820 .40 | U84 .16 | | S708 .30 |
| | 4 1/4" | 10-20, Ind. 20, 2 groove.... | 3354 1.30 | 3354 1.30 | 1820 .40 | U71 .16 | VR88 .20 | S708 .30 |
| | 4 1/4" | Farmall 30 series..... | 3239 1.30 | 2238 1.10 | 1821 .48 | U72 .22 | | S776 .45 |
| | | Guide with Flange | | | 1862 .53 | | | |
| | 4 1/2" | 15-30 to Serial No. TG99926 1 keeper groove..... | 3147 1.60 | 3147 1.60 | 1860 .78 | U84 .16 | | S709 .25 |
| | 4 1/2" | 15-30 to Serial No. TG99926 3 keeper groove..... | 3414 1.60 | 3414 1.60 | 1860 .78 | U72 .22 | VR82 .25 | S709 .25 |
| | 4 3/4" | 22-36, Ind. TG99926 & up 3 keeper groove..... | 3149 1.60 | 3149 1.60 | 1861 .78 | U72 .22 | VR82 .25 | S709 .25 |
| | | | | | | | | |
| MASSEY-HARRIS | 3" | 101 Jr, 81, Row Crop Cont... 1939-41 | 4800 .95 | 4801 .85 | 1914 .25 | U142 .06 | | VS309 .25 |
| | 3 1/8" | 101, Row Crop, Chrys..... | 320 .85 | 219 .73 | 1889 .32 | U81 .12 | | VS282 .20 |
| | 3 1/4" | 101, Row Crop, Chrys..... | 320 .85 | 219 .73 | 1889 .32 | U81 .12 | | VS282 .20 |
| | 3 3/8" | 201, Chrys..... | 3381 1.00 | 2382 .75 | 1889 .32 | U81 .12 | | VS282 .20 |
| | 3 3/4" | 202, 203, Cont. M290, M330..... | 4757 1.60 | 4758 .80 | | VK134 .16 | | VS295 .20 |
| | 3 7/8" | Chlgr. Facemaker, 12-20, 2 keeper groove..... | 3137 1.60 | 2197 1.10 | 1882 .50 | U80 .12 | SR12 .23 | S343 .30 |
| | 3 7/8" | Chlgr. Facemaker Twin Power.. | 3137 1.60 | 2197 1.10 | 1899 .55 | U80 .12 | SR12 .23 | S343 .30 |
| | 4 3/8" | 20-30, OK, 20-30 Certified... | 3136 1.15 | 3136 1.15 | 1881 .50 | U112 .07 | | S774 .32 |
| | 4 3/8" | 25, 26-41..... | 4779 1.85 | 4780 1.45 | 1883 .60 | VK136 .17 | | VS300 .25 |
| | | | | | | | | |
| MINNEAPOLIS TWIN CITY | 4 1/4" | 17-28, 12-20, TW, TY..... | 3157 1.10 | 3157 1.10 | 1870 .57 | U101 .10 | VR015 .19 | S746 .18 |
| | 4 1/4" | KT 11-20 Universal M13-25 to serial 525400 KE Motor... | 3119 1.40 | 3119 1.40 | 1873 .70 | U104 .14 | VR016 .29 | S323 .30 |
| | 4 1/4" | Kombination, KTA, Universal M, MTA, KEA Motor Ser. 525401 to 528421..... | 4856 1.30 | 4857 1.10 | 1874 .60 | VK148 .35 | | S323 .30 |
| | 4 1/4" | Same After 528421..... | 4858 1.30 | 4859 1.10 | 1874 .60 | U80 .12 | | S323 .30 |
| | 4 1/2" | 21-32, FT, FE, FTA to 902042... | 397 2.10 | 397 2.10 | 1872 .70 | U102 .22 | VR016 .29 | S772 .30 |
| | 4 3/4 - 4 7/8" | 17-30A, 17-30B, 27-42..... | 3150 1.20 | 3150 1.20 | 1850 1.00 | U145 .12 | | S788 .30 |
| WAUKESHA | 3 1/4" | FC, FK,..... | 4713 1.20 | 4713 1.20 | 1915 .28 | VK123 .10 | | VS278 .30 |
| | | X, XA, XAH, XAK, Z..... | 4178 1.50 | 4179 1.00 | 11005 .48 | U30 .16 | | VS52 .16 |

CONNECTING ROD & MAIN BEARING SHELLS



SHOWING HOW WORN BEARINGS ALLOW EXCESSIVE OIL TO BE THROWN UP ONTO THE CYLINDER WALLS.



SHOWING TOO MUCH BEARING CLEARANCE DUE TO FILING THE CAPS OR WORN BEARINGS

Worn bearings are the principal cause of oil pumping. If bearings are worn, new ones should be installed before the crankshaft becomes oval. When this occurs, the crankshaft has to be taken out and ground, which will cost you more than it would to replace worn bearing shells.

Our bearing shells can not be excelled. Manufactured from original equipment specifications, and machined to the exact size. Do not gamble with used bearing shells, as no economy arises from replacing worn bearing shells with others that are already worn.

Bearings not listed for odd motors, such as combines, and harvesters, please write to us giving the make and model of the motor. Our stock is complete.

| ALLIS- CHALMERS | Model | Year | Con. Rod | Price Per Pair | Front Main | Price Per Pair | Centre Main | Price Per Pair | Rear Main | Price Per Pair |
|--------------------|---|---------|----------------------------|----------------------|---------------|----------------------|----------------|----------------------|--------------|----------------------|
| | | | | | | | | | | |
| | 18-30, 18-36, 20-35 to engine | | Std. T7110B | | T7111B | | T7111B | | T7113B | |
| | No. 32749..... | 1920-30 | US T7110BW | 9.83 | T7111BW | 17.85 | T7111BW | 17.85 | T7113BW | 19.64 |
| | Monarch 35, 50E, K, 25-40, OK | | Std. | | T8521B | | T8521B | | T8523B | |
| | KO, WKO, 54 4 cyl..... | 1928-38 | US | | T8521BW | 9.83 | T8521BW | 9.83 | T8523BW | 17.85 |
| | WC to engine No. W13664 | | Std. T9390SB & O2 | 1.17 | T9391B | 2.65 | T9392SB | 1.76 | T9392SB | 1.76 |
| | #25..... | 1933-36 | US T9390SBW | 1.47 | T9391BW | 3.95 | T9392SBW | 3.40 | T9392SBW | 3.40 |
| | WC after engine No. W13664 | | Std. T9660SB | 1.17 | T9391B | 2.65 | T9392SB | 1.76 | T9392SB | 1.76 |
| | WF, W25..... | 1936-40 | US T9660SBK | 1.67 | T9391BW | 3.95 | T9392SBW | 3.40 | T9392SBW | 3.40 |
| | United U, UC (Cont S10)..... | 1930-34 | Std. | | T8981B | | T8982B | | T8983B | |
| | | | US | | T8981BW | 13.40 | T8982BW | 13.40 | T8983BW | 13.40 |
| | United U, UC, M, U40 (Wauk)..... | 1933-40 | Std. | | T9656B | | T9657B | | T9658B | |
| | | | US | | T9656BW | 7.75 | T9657BW | 7.75 | T9658BW | 9.50 |
| | B..... | 1938-40 | Std. T9745SB | 1.17 | T9746SB | 1.96 | T9747SB | 1.76 | T9747SB | 1.76 |
| | .002-.010, 1.28 | | US T9745SBW .020-.060 | 1.67 | T9746SBW | 2.59 | T9747SBW | 2.93 | T9747SBW | 2.93 |
| | K, 15-27, 18-32..... | 1916-28 | Std. T7105B | 6.72 | T7107B | | T7106B | | T7108B | |
| | | | US T7105BW | 8.93 | T7107BW | 7.45 | T7106BW | 6.25 | T7108BW | 12.50 |
| | 26-40, 25, L, LI, LE, Ind..... | 1929-40 | Std. | | T9701B | 7.48 | T9702B | 10.71 | T9701B | 7.48 |
| | | | US | | T9701BW | 8.93 | T9702BW | 12.50 | T9701BW | 8.93 |
| | RC (Wauk. FC Late) | 1935-39 | Std. T9625SB & O2-10 | 1.35 | T9626SB | 2.40 | T9627SB | 2.81 | T9628SB | 2.20 |
| | | | US T9625SB-060 | 2.40 | T9626SBW | 3.00 | T9627SBW | 4.00 | T9628SBW | 3.19 |
| | C, CC, C1, CO, CD..... | 1920-33 | Std. | | T9751B | 3.45 | T9752B | 3.95 | T9753B | 3.45 |
| | | | US | | T9751BW | 6.04 | T9752BW | 7.73 | T9753BW | 6.04 |
| | 10-18..... | 1916-23 | Std. T8395B | | T8396B | | | | T8398B | |
| | | | US T8395BW | 4.00 | T8396BW | 8.00 | | | T8398BW | 8.00 |
| | V, VC, V1, VO (Cont F124)..... | 1940-42 | Std. A1065SB (2-4) | 1.02 | A1066SB | 2.74 | T9812CS | 3.89 | A1068SB | 3.04 |
| | | | Std. A1065SI (1-3) | 1.02 | | | | | | |
| | .060--1.60 | | US A1065SBW .002-.010, 1.6 | | A1066SBW | 3.04 | T9812CSW | 4.31 | A1068SBW | 3.23 |
| | S, SC, SI, SO..... | 1940-48 | Std. 1370SB | 4.20 | 1371SB | 1.75 | 1372SB | 4.37 | 1371SB | 1.75 |
| | .002-.010-.020..... | 1.50 | US 1370SB-90 | 1.90 | 1371SBW | 2.80 | 1372SBW | 6.93 | 1371SBW | 2.80 |
| | No. 1 (Wauk. FC Early)..... | 1937-39 | Std. | | T9816B | 6.44 | T9817B | 8.90 | T9818B | 8.90 |
| | | | US | | T9816BW | 7.43 | T9817BW | 9.90 | T9818BW | 9.90 |
| | No. 2 (Dodge 3 1/8)..... | 1937-39 | Std. T9075SB-1-2-10 | .92 | T9076B | 1.39 | T9077SB | 1.39 | T9078SA | 2.46 |
| | | | US T9075SBW | 1.02 | T9076SBW | 1.86 | T9077SBW | 1.86 | T9078SAW | 3.15 |
| | No. 3 (Chrys. 3 3/8)..... | 1938-39 | Std. T9560SB-1-2-10 | .99 | T9561SB | 1.76 | T9562SB | 1.76 | T9563SA | 3.00 |
| | | | US T9560SBW | 1.10 | T9561SBW | 2.35 | T9562SBW | 2.35 | T9563SAW | 3.92 |
| | NOTE:-Rear Intermediate or Rear Centre Bearings are the same as the Centre Main Bearing Shells please state undersize required. | | | | | | | | | |
| | D serial 30400 to 94800, | | Std. T8220B | 7.65 | T8221B | 9.35 | | | T8221B | 9.35 |
| | 94901 to Ser. 103107.....to 1931 | | US T8220BW | 10.71 | T8221BW | 10.71 | | | T8221BW | 10.71 |
| | 94801 to 94900 and after | | Std. T8220AB | 7.65 | T8221B | 9.35 | | | T8221B | 9.35 |
| | 103107..... | 1931-40 | US T8220ABW | 10.71 | T8221BW | 10.71 | | | T8221BW | 10.71 |
| | AR, AW, AN, AI, AD..... | 1933-36 | Std. | | T9766B | 8.91 | | | T9766B | 8.91 |
| | | | US | | T9766BW | 9.83 | | | T9766BW | 9.83 |
| | BR, B, BN, BI, BO, BW..... | 1934-36 | Std. | | T9761B | | | | T9762B | |
| | | | US | | T9761BW | 9.83 | | | T9762BW | 10.71 |
| | 9M (Ferguson System)..... | 1940-42 | Std. A1055SB-2-10-20 | .90 | A1056SB | 1.02 | A1057SB | 2.00 | A1056SB | 1.02 |
| | | | US A1055SBW-60 | 1.37 | A1056SBW | 1.44 | A1057SBW | 2.98 | A1056SBW | 1.44 |
| | 30, 18-36..... | 1925-32 | Std. T8655B | 9.35 | T8656B | | | | T8656B | |
| | | | US T8655BW | 14.28 | T8656BW | 11.14 | | | T8656BW | 11.14 |
| | 12-24, 22-40, 28-50, 10-20..... | 1925-31 | Std. T8650B | | | | | | | |
| | | | US T8650BW | 8.04 | | | | | | |
| | Std. Row Crop 18-28, 80HC, 80KD..... | 1930-37 | Std. | | T8946B | | T8947B | | T8948B | |
| | | | US | | T8946BW | 6.25 | T8947BW | 6.25 | T8948BW | 8.93 |
| | A, 28-44, 90, 9V..... | 1930-37 | Std. | | T9791B | | T9792B | | T9793B | |
| | | | US | | T9791BW | 8.04 | T9792BW | 8.04 | T9793BW | 12.50 |
| | 70 HC, 70KD, Std. 70..... | 1935-42 | Std. A1065SB (2-4-6) | 1.02 | A1066SB | 2.74 | A1067SB | 3.04 | A1068SB | 3.04 |
| | | | Std. A1065SI (1-3-5) | 1.02 | | | | | | |
| | .002 - .010 - .020 | | US A1065SBW | 1.16 | A1066SBW | 3.04 | A1067SBW | 3.23 | A1068SBW | 3.23 |
| | .060 | | US A1065SBW | 1.60 | | | | | | |
| | Note:-Intermediate & Rear Centre same as Centre Main. 1 Used | | | | | | | | | |

WHEN ORDERING PRECISION BEARING SHELLS STATE UNDERSIZE REQUIRED



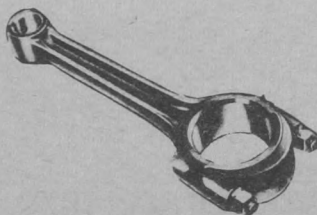
CONNECTING ROD & MAIN BEARING SHELLS

| | Model | Year | Con. Rod | Price Per Pair | Front Main | Price Per Pair | Centre Main | Price Per Pair | Rear Main | Price Per Pair |
|----------------------------------|---|---|----------------------|----------------------|----------------------------------|----------------------|------------------|----------------------|--------------|----------------------|
| MCCORMICK DEERING | 10-20, Titan..... | 1916-23 | Std. T6590B | | | | | | | |
| | | | US T6590B# | 8.80 | | | | | | |
| | 10-20, 8-16, F30, #30, 130..... | 1917-40 | Std. T6795B | 6.90 | | | | | | |
| | | | US T6795B# | 8.80 | | | | | | |
| | 15-30, early, serial TQ112 to TQ5094..... | 1924-28 | Std. T8285B | 6.90 | | | | | | |
| | | | US T8285B# | 8.80 | | | | | | |
| | 15-30, late, after serial TQ5094..... | 1929-36 | Std. T8285AB | 6.90 | | | | | | |
| | | | US T8285AB# | 8.80 | | | | | | |
| | F20, T20..... | 1924-40 | Std. T8585B | 6.62 | | | | | | |
| | | | US T8585B# | 8.42 | | | | | | |
| | T35, #K40 & 40 series..... | 1932-35 | Std. T1200SB | 1.80 | T8776SB | | T8777SB | | T8779SB | |
| | | | US .002-10-20 | 2.16 | T8776SB# | 8.70 | T8777SB# | 8.70 | T8779SB# | 9.79 |
| | | | US .030 | 2.36 | Intermediate Shells - 4 Used set | | | | | |
| | | | US .060 | 3.45 | | | | | | |
| | T35, #K40 & 40 series..... | 1936-40 | Std. T1200SB | 1.80 | T9471SB | 2.29 | T9472SB | 2.81 | T8778SB | 7.58 |
| | | | US .002-10-20 | 2.16 | T9471SB# | 3.30 | T9472SB# | 4.46 | T8779SB# | 7.58 |
| | | | US .030 | 2.36 | Intermediate Shells - 4 Used set | | | | | |
| | | | US .060 | 3.45 | | | | | | |
| | F12, I12, W12, F14, I14, W14..... | 1933-34 | Std. T9515SB | .86 | T9516SB | 1.49 | T9516SB | 1.49 | T9518SB | 2.93 |
| | | | US T9515SB# | 1.53 | T9516SB# | 2.48 | T9516SB# | 2.48 | T9518SB# | 5.63 |
| | F12, I12, W12, F14, I14, W14..... | 1935-38 | Std. T9520SB-2 | .95 | T9521SB | 1.49 | T9521SB | 1.49 | T9518SB | 2.93 |
| | | | US T9520SB# | 1.76 | T9521SB# | 2.39 | T9521SB# | 2.39 | T9518SB# | 5.63 |
| | Farmall A, AV, B..... | 1940-42 | Std. T9520SB-2 | .95 | A1096SB | 1.49 | A1096SB | 1.49 | A1097SB | 2.93 |
| | | | US T9520SB# | 1.76 | A1096SB# | 1.89 | A1096SB# | 1.89 | A1097SB# | 3.60 |
| | Farmall H, IH, O4, #4..... | 1940-42 | Std. A1105SB & O2 | 1.58 | A1106SB | 1.49 | A1107SB | 3.92 | A1108SB | 1.49 |
| | | | US A1105SB-060 | 2.07 | A1106SB# | 2.25 | A1107SB# | 5.18 | A1108SB# | 2.25 |
| | Farmall M, 16, O6, T6, #6..... | 1940-42 | Std. A1100SB & O2 | 1.80 | A1101SB | 1.58 | A1102SB | 4.41 | A1101SB | 1.58 |
| | | | US A1100SB-60 | 2.48 | A1101SB# | 2.25 | A1102SB# | 5.49 | A1101SB# | 2.25 |
| MASSEY-HARRIS WALLIS | J, K, OK, Cub Jr; 15-25 Splash..... | 15-27, 20-30, Cert. to Serial No. 64155..... | Std. T7055B | 6.45 | T7056B | | T7057B | | T7058B | |
| | | | US T7055B# | 7.30 | T7056B# | 7.30 | T7057B# | 9.50 | T7058B# | 10.35 |
| | Drilled Crankshaft..... | Ind.25, 26-41; Cert.20-30 | Std. T9085B | | T9086B | | T9087B | | T9088B | |
| | Drilled Crankshaft..... | after serial No. 64155..... | US T9085B# | 8.04 | T9086B# | 12.32 | T9087B# | 8.93 | T9088B# | 11.90 |
| | Pacemaker PA; Challenger CH; Twin Power..... | 1936-40 | Std. A1065SB (2-4) | 1.02 | T9776B | | T9777B | | T9778B | |
| | | | US A1065SB (1-3) | 1.02 | T9776B# | 8.93 | T9777B# | 8.93 | T9778B# | 8.93 |
| | 81R Cont. #124, F4124 3"..... | 1941-45 | Std. A1065SI (1-3) | 1.02 | A1066SB | 2.74 | T9812CS | 3.89 | A1066SB | 3.04 |
| | 82S, 101JR, 101JS Cont. F140, F4140 3-3/16"..... | 1945 | US .002-010-20 | 1.16 | | | | | | |
| | | | US .060 | 1.60 | A1066SB# | 3.04 | T9812CS# | 4.31 | A1066SB# | 3.23 |
| | 102JR, 102JS Cont. F162, F4162 3-7/16"..... | 1945 | Std. 1205 SB (2-4-6) | 1.46 | 1206SB | 3.56 | 1207SB | 2.14 | 1208SB | 2.56 |
| | | | Std. 1205 SI (1-3-5) | 1.46 | | | 1207SB# | 2.70 | 1208SB# | 3.00 |
| | 101SR Cont. F226 3-5/16"..... | 1939-40 | US 1205SB-60 | 1.80 | 1206SB# | 4.35 | Intermed. 1 used | | 1207SB | |
| | | | Std. T9865CS (2-4-6) | 1.84 | 8966B | | 8967B | | 8968B | |
| | | | Std. T9865CS (1-3-5) | 1.84 | | | 8967B# | 3.90 | 8968B# | 4.90 |
| | 202, Cont. M290 3-3/4"..... | 1942-45 | US T9865CS-60 | 2.96 | 8966B# | 7.80 | Intermed. 1 used | | 8967B | |
| | | | Std. T9905CS | 1.28 | T9906SB | 6.21 | T9907SB | 3.15 | 9908SB | 3.83 |
| | 203, Cont. M330 4"..... | 1942-45 | US T9905CS-2-10 | 1.53 | T9906SB# | 7.25 | T9907SB# | 4.14 | 9908SB# | 5.63 |
| | | | .060 | 2.18 | | | Intermed. 4 used | | 9908SB | 3.06 |
| | | | | | | | | | 9908SB# | 4.05 |
| | 101, Flym. 3-1/8"..... | 1941-45 | Std. T9075SB | .92 | T9076SB | 1.39 | T9077SB | 1.39 | T9078A | 2.46 |
| | | | US T9075SB# | 1.02 | T9076SB# | 1.86 | T9077SB# | 1.86 | T9078A# | 3.15 |
| | | | | | | | Intermed. 1 used | | T9077SB | |
| | 101SR, Dodge 3-1/4"..... | 1939-40 | Std. T9185SB 1-2-10 | .95 | T9186SB | 1.39 | T9187SB | 1.39 | T9188A | 2.53 |
| | | | US T9185SB# | 1.05 | T9186SB# | 1.86 | T9187SB# | 1.86 | T9188A# | 3.22 |
| | | | | | | | Intermed. 1 used | | T9187SB | |
| | 201, Chrvs. 3-3/8"..... | 1941 | Std. 9560SB | .99 | T9561SB | 1.76 | T9561SB | 1.76 | T9563SA | 3.00 |
| | | | US 9560SB# | 1.10 | T9561SB# | 2.35 | T9561SB# | 2.35 | T9563SA# | 3.92 |
| | | | | | | | Intermed. 1 used | | T9561SB | |
| MINNEAPOLIS TWIN CITY | 12-20, 17-28..... | 1919-34 | Std. T7115B | 5.36 | T8831B | | T8832B | | T8833B | |
| | | | US T7115B# | 8.93 | T8831B# | 10.71 | T8832B# | 8.04 | T8833B# | 9.83 |
| | 21-32, FT, FTA, TW, TY, 12-20..... | 1929-40 | Std. T7115B | 5.36 | T8836B | | T8837B | | T8838B | |
| | | | US T7115B# | 8.93 | T8836B# | 8.04 | T8837B# | 8.04 | T8838B# | 10.71 |
| | 17-30A, 17-30B, 27-42..... | 1921-34 | Std. T9710B | 7.14 | | | | | | |
| | | | US T9710B# | 8.93 | | | | | | |
| | KT, KTA, 11-20, Universal, M, MT, 13-25..... | 1930-40 | Std. T9780B | 5.20 | T9781B | | T9782B | | T9783B | |
| ROCK ISLAND | Z, Universal..... | 1937-40 | US T9780B# | 6.85 | T9781B# | 8.04 | T9782B# | 8.04 | T9783B# | 9.83 |
| | | | Std. T9785SB | .94 | | | | | | |
| | | | US T9785SB# | 1.45 | | | | | | |
| | F, FA..... | | Std. T6200AB | | T6201B | | T6202B | | T6204B | |
| | | | US T6200AB# | 10.75 | T6201B# | 10.75 | T6202B# | 11.73 | T6204B# | 11.73 |

WHEN ORDERING PRECISION BEARING SHELLS STATE UNDERSIZE REQUIRED

REBABBITTED RODS

OUR REBABBITTED RODS ARE FULLY GUARANTEED. THEY ARE CHECKED FOR ALIGNMENT AND BORED TO EXACT SPECIFICATIONS.



| | Exchange Price |
|-------------------------------|-------------------|
| ALLIS CHALMERS, Model U | \$4.00 |
| CASE, L..... | 5.25 |
| CASE, A 12-20..... | 4.25 |
| CASE, C..... | 4.50 |
| FORDSON..... | 2.50 |
| OLIVER, 80 & 90..... | 4.55 |
| MCCORMICK DEERING, 22-36..... | 5.25 |
| MASSEY-HARRIS, Pacemaker..... | 4.55 |

PRICES QUOTED FOR CONNECTING RODS ARE ON AN EXCHANGE BASES. WHERE THE CONNECTING CASTING DOES NOT ACCOMPANY THE ORDER WE WILL MAKE A LOAN CHARGE FOR THE CASTING.

CONNECTING ROD & MAIN BEARING SHIMS



| Model | | | | | Model | | | | |
|----------------|-----------------------|-----------------|--------|---------------|-----------------------|---------------------------------|-----------------|----------|---------------|
| | | Brg. Shell Shim | | Price Per Set | | | Brg. Shell Shim | | Price Per Set |
| ALLIS-CHALMERS | 20-35 | Rod | 7110B | 255B 2.00 | HART-PARR OLIVER | 90, 28-44 | Rod | N11 | 1966 .60 |
| | | F.M. | 7111B | 2823B 4.15 | | | F.M. | 9791B | 1514 1.35 |
| | | C.M. | 7111B | 2823B 4.15 | | | C.M. | 9791B | 1514 1.35 |
| | | R.M. | 7113B | 258-B 4.15 | | | R.M. | 9792B | 1513 .95 |
| | U, United (Cont. S10) | Rod | N11 | 1437 .25 | | 18-28 80 HC, 80 KD | Rod | N11 | 658 1.00 |
| | | F.M. | 8981B | 1419 .60 | | | F.M. | 8946B | 822 .60 |
| | | C.M. | 8982B | 1419 .60 | | | C.M. | 8947B | 823 .60 |
| | | R.M. | 8983B | 1419 .60 | | | R.M. | 8948B | 823 .60 |
| | B. | Rod | 9745SB | 2275B .20 | McCORMICK DEERING | 10-20 15-30 F-20 | Rod | 6795B | 930 .35 |
| | | F.M. | 9746SB | 2234B .60 | | | Rod | 8285B-AB | 920 .40 |
| | | C.M. | 9747SB | 2234B .60 | | | Rod | 8585B | 925 .35 |
| | | R.M. | 9748SB | 2234B .60 | | | | | |
| | W, WC, WF - all | Rod | | 2009 .20 | MASSEY-HARRIS | 20-30 Splash | Rod | 7055B | 160 .50 |
| | | F.M. | | 2010 .60 | | | F.M. | 7056B | 161 .85 |
| | | C.M. | | 2021 .25 | | | C.M. | 7057B | 67 .85 |
| | | R.M. | | 2021 .25 | | | R.M. | 7058B | 68 .95 |
| CASE | C. | F.M. | 9751B | 1461B 1.65 | | 20-30 Drilled 25 | Rod | 9085B | 1279B 2.05 |
| | | C.M. | 9752B | 1461B 1.65 | | | F.M. | 9086B | 1280B 1.65 |
| | | R.M. | 9753B | 1461B 1.65 | | | C.M. | 9087B | 1281B 1.65 |
| | L. | F.M. | 9701B | 1462B 1.05 | | Pacemaker: | Rod | N11 | 1070B 1.10 |
| | | C.M. | 9702B | 1463B 1.15 | | | F.M. | 9776B | 1071B 1.75 |
| | | R.M. | 9701B | 1462B 1.05 | | | C.M. | 9777B | 2954B 1.80 |
| JOHN DEERE | D. | Rod | 8220B | 1608 .85 | MINNEAPOLIS TWIN CITY | 12-20, 17-28 TY, FT, FTA FE, GE | Rod | 7115B | 75B 1.50 |
| | | Main | 8221B | 1692 .85 | | | F.M. | 8831B | 76B 2.75 |
| | D | Rod | 8220AB | 1569 .85 | | | C.M. | 8832B | 77B 1.85 |
| | | Main | 8221B | 1692 .85 | | | R.M. | 8833B | 78B 3.45 |
| | | | | | | | | | |
| | | | | | | | | | |

SEE PAGES 9 & 10 FOR CONNECTING ROD & MAIN BEARING SHELLS.

Tractor Gaskets

Our Gaskets are made from a careful selection of only the finest grades of materials---then infinite accuracy in die making and blanking, and through various other operations down to the finished, gleaming gasket. There is an exactness demanded of every employee to insure absolute dependability and satisfaction from all our gaskets.



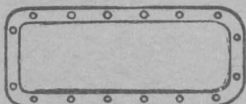
ADVANCE-RUMELY

| | No. Req'd | Our No. | Gasket | Mfr's No. | Price Each |
|------------------------------------|-----------|---------|---------------|-----------|------------|
| L, 15-25, #20-30, 15-30....1925-32 | 1 | 710 | Cylinder Head | K-5P2245 | 4.00 |
| Oil Pull K, 10-20, 12-20...1922-25 | 1 | 586 | Cylinder Head | K4P2729 | 4.00 |
| M20-35, X25-40.....1925-32 | 1 | 587 | Cylinder Head | K5P394 | 2.00 |
| 18-36 (Aultman & Taylor) | 2 | 152 | Cylinder Head | 22893 | 2.90 |



ALLIS-CHALMERS

| | | | | | |
|----------------|---|--------|---------------|--------|------|
| B.....1938-42 | 1 | 0249MK | Cylinder Head | 206893 | 1.00 |
| RC.....1939-41 | 6 | 5713MK | Manifold | 206896 | .05 |
| C.....1940-42 | 1 | 71721 | Oil Pan | 206947 | .17 |
| 1B.....1941-42 | 1 | 71722 | Valve Cover | 206892 | .28 |
| | 1 | 64527 | Gear Cover | 206946 | .15 |
| | 1 | 64437 | Water Outlet | 207183 | .04 |



W, WC, WF.....1933-42

| | | | | | |
|--|---|---------|-------------------------|---------|------|
| | 1 | 088G | Cylinder Head (12 Stud) | U3198 | 1.30 |
| | 1 | 0351G | Cylinder Head (15 Stud) | | 1.50 |
| | 1 | 71653 | Cylinder Head Cover | U3006 | .35 |
| | 6 | 5639L | Manifold | U3162-3 | .10 |
| | 2 | 64065 | Water Manifold | U3077 | .06 |
| | 1 | KS80189 | Oil Pan Set | U3187 | .60 |

TRACTOR GASKETS CONTINUED ON NEXT PAGE

TRACTOR REPAIR PARTS

TRACTOR GASKETS CON'D

ALLIS-CHALMERS

| | No. Req'd | Our No. | Gasket | Mfr's No. | Price Each |
|----------------------------------|--------------|------------|---|--------------------|---------------|
| H, WC, WF.....1933-42 | 2 | 71742 | Push Rod Cover (Ends) | U3034 | .06 |
| | 2 | 71743 | Push Rod Cover (Sides) | U3030 | .12 |
| | 2 | 64065 | Water Manifold | U3077 | .06 |
| | 1 | 64062 | Gear Cover | U3054 | .15 |
| | 1 | 64063 | Water Pump | U3061 | .06 |
| United U-UC.....1930-34 | 1 | 1041 | Cylinder Head | S10A500 | 1.60 |
| | 1 | 2961 | Manifold | S4E-503 | 1.20 |
| | 1 | 63554 | Oil Pan (2 Pcs) | S10B-406-7 | .80 |
| | 1 | 64084 | Oil Pan Cover | S10B-503 | .50 |
| | 1 | 71676 | Valve Cover | S4A-313 or S10A300 | .12 |
| L-20, 22-25, E25, 40.....1919-34 | 2 | 0247G | Cylinder Head | 206893 | 2.00 |
| | 2 | 0277G | Cylinder Head, K aft. 5450, L aft. 2428 | 206316 | 1.60 |
| | 2 | 9533 | Cylinder Head Cover | AM-41166 | .30 |
| | 2 | 9853 | Cylinder Head Cover | E2050 | .28 |
| | 4 | 4905 | Exhaust Manifold, E-K to 5450, L to 2537 | E199 | .10 |
| | 2 | 4906 | Intake Manifold, E-K to 5450, L to 2537 | E198 | .10 |
| | 4 | 5707MK | Exhaust Manifold, K aft. 5450-A-E60, L aft. 2537 | AM-9740 | .08 |
| | 2 | 5708 | Intake Manifold, K aft. 5450, L aft. 2537 | 204120 | .08 |
| | 4 or 6 | 5714 | Exhaust (KO, LO,) | 204337 | .12 |
| | 2 | 71479 | Water Manifold | E197 | .05 |
| | 1 | 64004 | Oil Pan, E, K, KO, E60 | E187 (2 Pcs.) | .70 |
| | 1 | 64005 | Oil Pan, L & LO | E2385 (2 Pcs.) | 1.40 |
| | 1 | 65040 | Oil Pan Sump | E750 | .40 |
| | 2 | 71902 | Crankcase Cover | E188 | .11 |
| | 1 | 71904 | Crankcase bottom Plate | E2393-4 (4 Pcs.) | .40 |
| | 2 | 71901 | Valve Tappet Cover | E191 | .07 |
| | 1 | 44400 | Water Pump | E2064 | .80 |

CASE

| | | | | | |
|---------------------------------------|---|----------|----------------------------|--------------------|------|
| L, LI, LA.....1940-47 | 1 | 1161 | Cylinder Head | 0-1172 AB | 1.40 |
| | 1 | 4869 | Cylinder Head Cover | 0-12222AB | .80 |
| | 4 | 8538D | Exhaust Port | 0-1438AB | .11 |
| | 2 | 8534EE | Intake Port | 0-1437AB | .11 |
| | 1 | 4868 | Manifold | 0-1576AB | .30 |
| | 1 | K380217 | Oil Pan Set (3 Pcs.) | 0-1339AB-40AB-41AB | .40 |
| | 1 | 64260 | Oil Pump Screen | 0-1189AB | .10 |
| | 2 | 4871 | Radiator Inlet Elbow | 0-1362AB | .20 |
| | 1 | 1550B | Radiator Outlet Elbow | 0-13361AB | .25 |
| | 1 | 64207 | Timing Gear Cover | 0-1211AB | .25 |
| B, C, CC, 1917-27, CI, CO.....1929-40 | 1 | 822 | Cylinder Head (B) | 0-952AB | 3.20 |
| D, DC, DH, DI, DO.....1939-42 | 1 | 1134 | Cylinder Head (C & D) | 0-1593AB2 | 1.30 |
| | 1 | 4872 | Cylinder Head Cover | 0-1594AB | .55 |
| | 4 | 8538D | Exhaust Port (C Series) | 0-1438AB | .11 |
| | 2 | 4866 | Intake & Exhaust (All) | 0-891AB | .20 |
| | 1 | 64009 | Oil Pan (2 Pcs) (All) | 0-1595AB | .40 |
| | 1 | 64260 | Oil Pump Screen (D Series) | 0-1189AB | .10 |
| | 1 | 64614 | Timing Gear Cover (All) | 0-1605A | .22 |
| | 1 | 62040 | Water Pump Outlet (B&C) | 0-797AB | .11 |
| A12-20.....1920-29 | 1 | 352 | Cylinder Head | 0-6779A | 1.30 |
| | 1 | 71773 | Cylinder Head Cover | 0-6963A | .38 |
| | 1 | 71772 | Cylinder Head Packing | 0-6780A | .25 |
| | 1 | 9392 | Exhaust Port Centre | 0-6782A | .20 |
| | 2 | 9393 | Intake Port | 0-6784A | .16 |
| | 2 | 10030 | Exh. Port & by pass Pipe | 0-6781A | .12 |
| | 1 | 10031 | Muffler Pipe Flange | 0-7306A | .12 |
| | 1 | 71596 | Oil Pan | 0-6848A | .40 |
| K, 18-32, 15-27.....1918-28 | 1 | 383 | Cylinder Head | 0-5713A1 | 1.30 |
| | 4 | 9779 | Exhaust Port | 0-5715A | .20 |
| | 1 | 10132 | Intake | 0-5718A | .08 |
| | 1 | 71898 | Oil Pan | 0-5712A | .60 |
| | 1 | 64010 | Crankcase Cover Right end | 0-5924A | .65 |
| | 1 | 71899 | Rocker Arm Cover | 0-6964A | .60 |
| R, RC, R, (w/auk FC).....1935-40 | 1 | GS1334 | Gasket Set | | 2.25 |
| S, SC, SO.....1940-42 | 1 | 04201 | Head Gasket | | 1.00 |
| SI.....1942 | 2 | 5949MK | Manifold | | .25 |
| | 1 | 27512 | Valve Cover | | .40 |
| V, VC, VI, VO, (Cont. 3").....1940-42 | 1 | GS0185DC | Gasket Set | | 1.20 |

CATERPILLAR



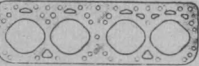

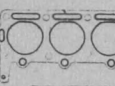
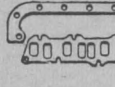









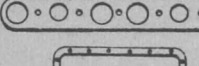
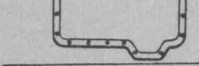

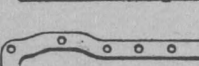
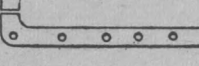



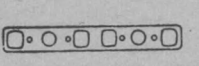
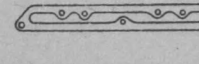

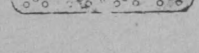

| | | | | | |
|-------------------------------|---|---------|--------------------------------------|------|------|
| 15, PVI to PV7559.....1929-31 | 1 | 963DC | Cylinder Head (Tractor & Combine) | V32 | 1.20 |
| 20, 8CI to 8C652.....1932-33 | 1 | 1162 | Cylinder Head, Comb. 36 | IC62 | 2.00 |
| 34 Combine.....1929-30 | 1 | 4877 | Manifold to Cylinder Blk. | V33 | .60 |
| 36 Combine.....1929-35 | 1 | 4878 | Manifold Hot Air Body to Inlet | V34 | .30 |
| | 1 | K580180 | Oil Pan Set | V127 | 1.00 |
| | 2 | 71263 | Valve Cover | V28 | .12 |
| | 1 | 63715 | Timing Gear Housing | V126 | .15 |
| | 1 | 71771 | Trans. Cage Rear Cover | V169 | .10 |

TRACTOR GASKETS CONTINUED

| | No. Req'd | Our No. | Gasket | Mfr's No. | Price |
|----------------------|--------------|------------|---------------------------|-----------|-------|
| CO-OP | | | | | |
| | 1 | GS1334 | Gasket Set | | 2.25 |
| | 1 | 1392DC | Cylinder Head | 602539 | 1.55 |
| | 1 | MS5129MK | Manifold Set | 780460 | .33 |
| | 1 | KS80157 | Oil Pan Set | 780477 | .50 |
| | 1 | VK125 | Valve Plate Cover Set | 708469 | .30 |
| | 1 | 61607 | Water Outlet | 50082 | .04 |
| | 1 | 0116DC | Cylinder Head | 66011 | .85 |
| | 1 | MS5610MK | Manifold Set | 637191 | .58 |
| | 1 | KS80255 | Oil Pan Set | 780478 | .50 |
| | 1 | VK246 | Valve Cover Set | 780475 | .35 |
| | 1 | 61607 | Water Outlet | 50082 | .04 |
| JOHN DEERE | | | | | |
| | 1 | 1435M | Cylinder Head | D282R | 1.20 |
| | 1 | 68207 | Cylinder to Base | D290 | .30 |
| | 1 | 3937 | Manifold | D306 | .60 |
| | 4 | 71730 | Crankcase | AD962 | .20 |
| | 1 | 68206 | Radiator Bottom (4729) | D304 | .25 |
| | 1 | 68208 | Radiator Top (4730) | D303 | .25 |
| | 5 | 71373 | Trans.Cover Front | AD298 | .28 |
| | 4 | 71351 | Trans.Cover Rear | AD299 | .28 |
| | 1 | 71348 | Tappet Cover | D309 | .16 |
| | 1 | 63766 | Main Brg. to Case L.H. | D299 | .13 |
| | 1 | 1435M | Cylinder Head | D1787 | 1.20 |
| | 1 | 64144 | Cylinder to Base | D1789 | .25 |
| | 1 | 5066 | Manifold | D1788 | .33 |
| | 4 | 71730 | Crankcase | AD962 | .20 |
| | 5 | 71373 | Trans.Cover Front | AD298 | .28 |
| | 4 | 71718 | Trans.Cover Rear | AD778 | .35 |
| | 1 | 71348 | Tappet Cover | D309 | .16 |
| | 1 | 1422M | Cylinder Head 1934-39 | A404 | 1.00 |
| | 1 | 03675 | Cylinder Head 1940 | A2329 | .85 |
| | 1 | 71732 | Crankcase | A401 | .22 |
| | 1 | 5383MC | Manifold 1934-39 | A405 | .25 |
| | 1 | 5886L | Manifold 1940 | A2384 | .25 |
| | 1 | 71734 | Valve Cover | A403 | .20 |
| | 1 | 0120 | Cylinder Head | B368 | 1.00 |
| | 1 | 0346G | Cylinder Head | B1307 | .65 |
| | 1 | 0424S | Cylinder Head | B1785 | 1.00 |
| | 1 | 64197 | Crankcase | B701 | .10 |
| | 1 | 5518L | Manifold | B74 | .18 |
| | 1 | 71733 | Valve Cover | B212 | .15 |
| | 1 | 0338S | Cylinder Head | F487 | .95 |
| | 1 | 5924L | Manifold | F137 | .20 |
| | 1 | 68639 | Water Outlet | F489 | .07 |
| | 1 | 0335S | Cylinder Head | H111R | .55 |
| | 1 | 64518 | Cylinder to Base | H108R | .06 |
| | 1 | 5874L | Manifold | H137R | .20 |
| | 1 | 64519 | Trans. Case Top Cover | H376R | .15 |
| FORDSON | | | | | |
| | 1 | 255F | Cylinder Head | 1916-27 | 1.00 |
| | 1 | 680DC | Cylinder Head | 1927-38 | 1.20 |
| | 1 | 61999 | Cylinder Cover (Front) | | .08 |
| | 2 | 62000 | Air Cover | | .25 |
| | 1 | 4721 | Cylinder Water Conn. | 1927-38 | .22 |
| | 1 | 3302 | Manifold 3 in 1 | 1917-21 | .60 |
| | 1 | 4555 | Manifold 3 in 1 | 1921 & up | .55 |
| | | FS81132 | Oil Pan Set | | .45 |
| | | 64129 | Crankcase Cover | 1917-33 | .16 |
| | 1 | 70347 | Valve Cover | | .08 |
| | 1 | 2272 | Radiator (top) | | .30 |
| | 1 | 2273 | Radiator (Bottom) | | .15 |
| | 1 | 2271 | Water Connection | 1916-27 | .25 |
| | 1 | 62002 | Transmission Housing | | .16 |
| FORD-FERGUSON | | | | | |
| | 1 | 0343 | Cylinder Head | 9N6051 | .95 |
| | 2 | MS5847MK | Manifold Set | 9N9448 | .20 |
| | | FS81343 | Oil Pan Set | | .45 |
| | 1 | 68640 | Timing Gear, SIDE 1940-42 | | .03 |
| | 2 | 64418 | Valve Cover | 9N6521 | .11 |
| | 1 | 64468 | Trans.Housing (39-40) | 9N4662 | .16 |
| | 1 | 64461 | Diff.Housing Rear (39-40) | 9N4129 | .04 |
| | 1 | 64463 | Diff.Housing Side (39-40) | 9N4131 | .09 |
| | 1 | 64462 | Axle Housing Rear | 9N4035 | .20 |
| | 1 | 64464 | Axle Housing Outer | 9N4130 | .06 |
| | 1 | 84140 | Pulley Drive Retainer | N115080B | .55 |
| | 1 | 64460 | Water Pump Gasket | 9N8507 | .06 |

TRACTOR REPAIR PARTS

TRACTOR GASKETS CONTINUED

| | No. Req'd | Our No. | Gasket | Mfr's No. | Price Each |
|--|-------------------------------------|------------|---------|----------------------------------|------------------|
| HART-PARR OLIVER | | | | | |
|  | 12-24.....1921-32 | 1 | 306 | Cylinder Head | 11048-A 1.35 |
| | | 2 | 2317 | Manifold | 11060 .40 |
|  | 30,15-30,16-30,18-36.....1921-32 | 1 | 307 | Cylinder Head | 7328 1.30 |
| | | 2 | 68602 | Cylinder Cover | 7584 .12 |
|  | | 2 | 2316 | Manifold | 9147 .40 |
| | 28-44.....1930-37 | 1 | 1193M | Cylinder Head | A181 2.40 |
|  | 90-99.....1936-42 | 2 | 5138 | Manifold, Intake & Exhaust | A422 .30 |
| | | 1 | 5140 | Manifold, Intake to Exhaust | A426 .50 |
|  | | 1 | 5141 | Manifold, Intake to Exhaust | A426A .55 |
| | | 4 | 64194 | Manifold Water Outlet | A387 .06 |
|  | | 1 | KS80277 | Oil Pan Set | A166 & A177 1.00 |
| | | 1 | 71725 | Valve Cover | A192 .33 |
|  | 70HC: KD: Std. & Row Crop...1936-42 | 1 | 0137DC | Cylinder Head | B181A 1.30 |
| | | 1 | 71714 | Cylinder Head Cover | B192 .38 |
|  | | 1 | 5706 | Manifold | B422 .33 |
| | | 1 | KS80261 | Oil Pan Set | .95 |
|  | 18-28, 80HC, 80KD.....1930-42 | 1 | 1184 | Cylinder Head | C181 1.90 |
| | | 2 | 5058L | Manifold, Intake & Exhaust | CA422 .33 |
|  | | 1 | 64199 | Oil Pan | C166 .40 |
| | | 1 | 71724 | Valve Cover | C192 .38 |
|  | 60HC.....1941-42 | 1 | 0427L | Cylinder Head | 160100 1.60 |
| | | 6 | 5713MK | Manifold | .05 |
|  | | 1 | 37516 | Oil Pan | .40 |
| | | 1 | 71722 | Valve Cover | .28 |
|  | LAWSON | | | | |
| | 20-35 (LeRoi Beaver).....1922-26 | 1 | 2 | Cylinder Head (LeRoi JA) | 5.60 |
|  | | 2 | 1256HD | Cylinder Head (LeRoi JA-1) | 2.70 |
| | | 4 | 2080 | Manifold (LeRoi JA-1) | .45 |
|  | | 2 | 3521 | Manifold (LeRoi JA-1) | .30 |
| | | 1 | 61898 | Oil Pan (2 pcs.) (LeRoi JA-1) | .80 |
| MCCORMICK DEERING | | | | | |
|  | 10-20, F30, W30.....1923-38 | 1 | 388L | Cylinder Head (10-20) | 10366DE 1.15 |
| | | 1 | 1277HD | Cylinder Head (F30, W30) | 19905DE 1.20 |
|  | | 1 | 3004 | Manifold | 10413DA .60 |
| | | 1 | 61697 | Oil Pan | 10421D .30 |
|  | | 1 | 70774 | Radiator | 10646DA .10 |
| | | 1 | 9236 | Water Outlet | 10422D .20 |
|  | | 1 | 61805 | Water Inlet | 10774D .05 |
| | | 1 | 71845 | Valve Cover | 29761D .35 |
|  | 15-30, 22-36.....1921-36 | 1 | 589G | Cylinder Head 1921-26 | 4271DC 2.00 |
| | | 1 | 734 | Cylinder Head 1927-28 | 4271DD 1.60 |
|  | | 1 | 1010 | Cylinder Head 1929 | 11666D 1.85 |
| | | 1 | 1077 | Cylinder Head 1930-36 | 17512DA 1.60 |
|  | | 1 | 4688 | Manifold Int. & Exh. | 4265DA .80 |
| | | 1 | 4774 | Manifold Int. Extension | 11093D .45 |
|  | | 1 | 5800MK | Man. Intake to Exhaust | 33988D .40 |
| | | 1 | 1601 | Exhaust Pipe | 11644D .16 |
|  | | 1 | 61495 | Oil Pan | 4245D .50 |
| | | 2 | 71118 | Radiator (22-36) | 11454DA .17 |
|  | | 2 | 71500 | Radiator to TG65479 | 4544DA .20 |
| | | 1 | 9370 | Water Outlet (1923-27) | 4308D .35 |
|  | | 1 | 9689 | Water Outlet (1928-29) | 4308DA .45 |
| | | 1 | 9371 | Water Inlet (22-36) | 17503D .20 |
|  | | 1 | 9372 | Water Outlet (1930-36) | 17510D .80 |
| | | 1 | 71720 | Valve Cover | .50 |
|  | | 1 | 63363 | Crankcase, Front | 4230D .16 |
| | | 1 | 63374 | Crankcase, Rear | 11632DA .25 |
| | | 1 | 63816 | Trans. top Cover | 11788D .12 |
| | | 2 | 63365 | Trans. Case Side | 4658D .17 |
| | | 1 | 75395 | Trans. Case Felt Rear to 60341 | 4657DA .40 |
| | | 1 | 75396 | Trans. Case Felt Rear aft. 60341 | 11483D .65 |
| | | 1 | 75519 | Trans. Felt Front 22-36 | 11789DA .30 |
| | | 1 | 75520 | Trans. Felt Rear 22-36 | 11790D .30 |
| | | 1 | 63364 | Bull Gear Cover to 99925 | 4601D .45 |
| | | 1 | 63821 | Inspection Plate | 4626DA .20 |
| | FARMALL 20, F20, T20.....1924-40 | 1 | 384L | Cylinder Head (F20) | 10321D 1.00 |
| | | 1 | 1286HD | Cylinder Head (T20) | 18765DA 1.20 |
| | | 1 | 3002 | Manifold | 10378D .60 |
| | | 1 | 62888 | Oil Pan | 10417D .30 |
| | | 1 | 70774 | Radiator | 10646DA .10 |
| | | 1 | 9591 | Water Outlet | 10418D .20 |
| | | 1 | 9856 | Water Inlet Man. (T20) | 7198TA1 .05 |
| | FARMALL M, O6, W6, T6.....1940-42 | 1 | GS0394L | Gasket Set | 2.10 |
| | | 1 | 29103 | Oil Pan | 46109D .53 |
| | FARMALL H: W4: O4.....1939-42 | 1 | GS0358L | Gasket Set | 1.75 |
| | | 1 | 64529 | Oil Pan | 45267D .50 |
| | FARMALL A & B.....1939-42 | 1 | GS0357L | Gasket Set | 1.25 |
| | | 1 | 64505 | Oil Pan | 43458D .25 |

TRACTOR GASKETS CONTINUED

McCORMICK DEERING

| | No. Req'd | Our No. | Gasket | Mfr's No. | Price Each |
|---------------------------------|--------------|------------|-------------------------|-----------|---------------|
| F12, W12, F14, W14.....1934-42 | 1 | GS1439L | Gasket Set | | 1.65 |
| | 1 | KS90249 | Oil Pan Set | | .44 |
| WD9, TD9, U9.....1940-42 | 1 | 0419 | Cylinder Head | 53437DB | 2.00 |
| | 1 | 27509 | Cylinder Head Cover | 51194D | .33 |
| | 3 | 1549H | Exhaust Manifold | 48311D | .15 |
| | 2 | 5888 | Intake Manifold | 51668D | .20 |
| | 1 | 29102 | Oil Pan | 51318D | .53 |
| W40, T35, T40, WK40.....1935-40 | 1 | 033L | Cylinder Head | 31227DA | 2.60 |
| | 1 | 70791 | Cylinder Head Cover | 16088DA | .21 |
| | 1 | 1538N | Int. & Exh. Centre. | 31338D | .15 |
| | 2 | 5725 | Int. & Exh. Ends | 31337D | .50 |
| | 1 | 5727MK | Man.Int. to Exh. Centre | 31327D | .20 |
| | 2 | 5726MK | Man.Int. to Exh. Ends | 31326D | .08 |
| | 1 | KS80165 | Oil Pan Set | | .55 |
| | 1 | VK130 | Valve Cover Set | | .32 |
| | 1 | 62034 | Water Outlet | 16074D | .07 |
| TITAN, 10-20..... | 1 | 335 | Cylinder Head | | 2.40 |

MINNEAPOLIS TWIN CITY

| | | | | | |
|--|---|---------|---------------------------------|---------|------|
| Universal Z, ZTI, ZTN, ZTS, ZTU, 1938-42 | 2 | 0196MK | Cylinder Head | RE-227A | .35 |
| | 1 | 5717MK | Manifold | RE-728 | .13 |
| 17-30, A & B..... | 2 | 1259DC | Cylinder Head (Type B) | 7219W | 2.00 |
| | 2 | 845 | Cylinder Head (Type A) | 6418W | 2.40 |
| | 2 | 9706 | Manifold, Int. & Exh. | 3348 | .40 |
| | 1 | 9705 | Exhaust Pipe Flange | 3331W | .32 |
| | 1 | 64126 | Oil Pan | 3329W | .72 |
| 12-20, 17-28.....1922-34 | 2 | 283 | Cylinder Head | T229A | 1.00 |
| | 4 | 9261 | Exhaust Manifold | T412C | .45 |
| | 4 | 9282 | Int. Manifold | T2213 | .08 |
| | | FS80243 | Oil Pan Set | | .65 |
| 21-32, FE, FT.....1929-34 | 2 | 728 | Cylinder Head (FE, FT) | FE-8B | 3.20 |
| 21-32, (OE) FTA, GT, GTA.....1935-42 | 2 | 851 | Cylinder Head (FTA to 902042) | FE-8C | .85 |
| | 2 | 0211 | Cylinder Head (FTA aft. 902042) | GE-29C | 1.20 |
| | 4 | 4751 | Manifold | FE-127 | .16 |
| | 1 | FS81332 | Oil Pan Set | | .38 |
| GP, KT, Universal, KTA, 11-20, 13-25 | 1 | 1187M | Cylinder Head | KE-252C | 1.90 |
| Universal M, Std. UTS-UTU..1935-42. | 1 | 64125 | Cylinder Block Base | KE-189 | .35 |
| | 1 | 64230 | Cylinder Head Cover | KE-265C | .55 |
| | 2 | 5376 | Manifold | | .40 |
| | | 64007 | Oil Pan | KE-702A | .50 |

MASSEY-HARRIS WALLIS





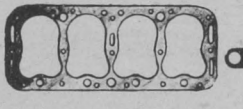
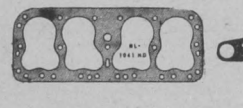
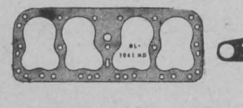
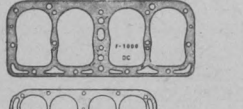
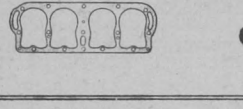
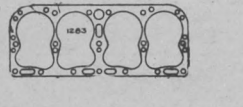

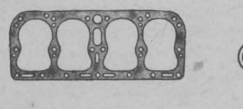

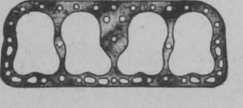
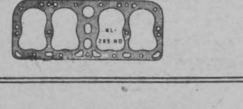
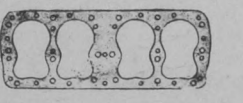
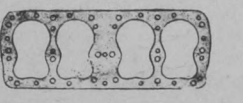
| | | | | | |
|--|---|----------|---------------------------------------|-----------|------|
| 15-25, J, K, K3; 20-30 Cert....1922-31 | 1 | 366 | Cylinder Head | 3531A | 1.90 |
| | | 9726 | Manifold Exhaust | 2209A | .12 |
| Wallis Cub, 20-30.....1919-34 | 1 | 366 | Cylinder Head | 3431A | 1.90 |
| | 4 | 9890 | Man.Exh. (1919-33) | 2209 | .12 |
| | 2 | 71342 | Man.Int. (1919-33) | 2208 | .05 |
| | 1 | 63754 | Valve Cover (1919-33) | 12355 | .40 |
| | 1 | 71341 | Water Outlet (1922-28) | 2239A | .06 |
| | 1 | 71339 | Water Inlet (1922-28) | 11079A | .06 |
| 12-20.....1929-35 | 1 | 0112G | Cylinder Head | 32121A | 1.65 |
| Pacemaker, Chlgr.....1936-41 | 2 | 5492 | Manifold | 11636A | .50 |
| 25, 26-41.....1932-41 | 1 | 1338 | Cylinder Head | 31864G | 1.35 |
| | 2 | 5324 | Manifold | 12673A | .33 |
| 101.3 1/8 & 3 1/4 Chrys. ..1937-40 | 1 | 1392DC | Cylinder Head | | 1.55 |
| | 1 | MS5129MK | Manifold Set | | .33 |
| | 1 | KS80157 | Oil Pan Set | | .50 |
| | 2 | 70978 | Valve Cover | | .11 |
| | 1 | 61607 | Water Outlet | | .04 |
| 101, 102 Jr.....1939-42 | 1 | GS0185DC | Gasket Set. (Cont. 3") (F4124, F4140) | | 1.20 |
| 20, 20K, 22, 22K, 30, 30K.. | 1 | GS0188L | Gasket Set. (Cont. 3 7/16") (F4162) | | 1.60 |
| | 1 | FS81318 | Oil Pan Set | | .65 |
| | 1 | 0132 | Cylinder head (Cont. A244, 3 7/16") | | 1.70 |
| 201, Tractor.....1939-42 | 1 | GS0422 | Gasket Set | | 2.90 |
| No. 20 & 21 Combine 3 3/8 | | | | | |
| 44-6..... | 1 | 0265 | Cylinder Head | F600A-471 | 1.50 |
| | 1 | KS37559 | Oil Pan (2 pcs.) | D600B-402 | .80 |
| | 2 | 71461 | Oil pan ends | D600B-214 | .21 |
| | 1 | 28504 | Timing Gear Cover (Early) | D600B-320 | .30 |
| | 1 | VK37560 | Valve Cover Set | | .35 |

ROCK ISLAND

| | | | | | |
|----------------------------------|---|-------|------------------------|--------|------|
| F-18-35 (Buda Motor).....1928-36 | 1 | 315 | Cylinder Head | GE-165 | 4.00 |
| | 2 | 3492 | Manifold | | .60 |
| | 1 | 62517 | Oil Pan (2 Pcs.) | | .70 |
| | 2 | 71679 | Valve Cover to 1929 | GE-652 | .22 |
| | 2 | 70853 | Valve Cover after 1929 | GE-231 | .25 |

GASKETS

FOR COMBINE MOTORS

| | No. Req'd | Our No. | Gasket | Mfr's No. | Price Each. |
|---|--------------|------------|----------------------------|-------------|----------------|
|  F 215-215M | BUDA | | | | |
| | | | MJ, WTH, WTU..... | | |
| | 1 | 215 | Cylinder Head | JE5 | 2.80 |
| | 2 | 3588 | Manifold | JE317 | .60 |
|  F 215-215M | 1 | 70924 | Oil Pan Set (2 Pcs) | JE59 | .35 |
| | 2 | 70961 | Valve Cover | | .20 |
| CONTINENTAL | | | | | |
|  F124, F4124, F4162, F4140..... | 1 | 0185DC | Cylinder Head | F400A-325 | 1.10 |
| | 1 | 0188L | Cylinder Head (F4162) | F400A-336 | 1.10 |
| | 1 | 5715MK | Manifold | F400E-303 | .14 |
| | 1 | FS81318 | Oil Pan Set | | .65 |
|  W4: W5: H1: H6: H7: H8: H9..... | 1 | 71632 | Valve Cover (F4162) | C400A-217 | .22 |
| | 1 | 25 | Cylinder Head | W4A-401 | 1.20 |
| | 1 | 2170L | Manifold | | .60 |
| | 1 | KS80012 | Oil Pan Set | | .55 |
|  W9..... | 1 | VK204 | Valve Cover Set | | .44 |
| | 1 | 987 | Cylinder Head | W7A-401 | 1.60 |
| | 1 | 2170L | Man. Int. & Exhaust | W4E-401 | .60 |
| | 1 | KS80012 | Oil Pan Set | | .55 |
|  S4: S5: M4..... | 1 | 354 | Cylinder Head (S4, S5, M4) | S4A-504 | 2.05 |
| | 1 | 1041 | Cylinder Head (S10) | S10A-500 | 1.60 |
| | 1 | 2961 | Man. | S4E-503 | 1.20 |
| | 1 | 63554 | Oil Pan (S10) (2 Pcs) | S10-B-406-7 | .80 |
|  S10..... | 1 | 62078 | Oil Pan (S4, S5, M4) | S4B-499 | .95 |
| | 2 | 71676 | Valve Cover | S10A-300 | .12 |
| FORD | | | | | |
|  A..... | 1 | 1000DC | Cylinder Head | A6051A | .95 |
| | 1 | MS4071-1 | Man. Set | B18511 | .25 |
| | 1 | KS80017A | Oil Pan Set | A18512 | .53 |
| | 1 | 67008 | Valve Cover | A6521 | .08 |
|  T..... | 1 | 1 | Cylinder Head | 3002 | .75 |
| | 1 | MS2287-1 | Man. Set | | .45 |
| HERCULES | | | | | |
|  IXA: IXB: IXK..... | 1 | 1283 | Cylinder Head | 27203-C | 1.00 |
| | 1 | MS5402MK | Man. Set | | .60 |
| | 1 | FS81229 | Oil Pan Set Except IXK | | .30 |
| | 1 | 27524 | Oil Pan - IXK | | .32 |
|  O, OX, OX3, OXC..... | 1 | 71452 | Valve Cover | 27005-B | .11 |
| | 1 | 255 | Cylinder Head (O,OX) | 1603-D | 1.60 |
| | 1 | 1135 | Cylinder Head (OX3, OXC) | 2903-D | 2.40 |
| | 1 | MS3427 | Man. Set | | 1.20 |
|  OOA, OOB, OOC..... | 1 | FS81104 | Oil Pan Set | | .55 |
| | 1 | 63509 | Oil Pan Rear OX | | .40 |
| | 1 | VK193 | Valve Cover Set | | .45 |
| | 1 | 1168DC | Cylinder Head | 22003C | 1.60 |
|  L, LC, LP, KP, GP, EP, GC..... | 1 | MS4949 | Man. Set | | 1.05 |
| | 1 | FS81241 | Oil Pan Set | | .30 |
| | 1 | 71268 | Valve Cover | 22005B | .28 |
| | 2 | 537 | Cylinder Head | 7003-D | 4.00 |
|  FC, FCL, FC2, FK, FKJ, FKU..... | 2 | 4109 | Man. | | .80 |
| | 1 | 61596 | Oil Pan | | .70 |
| | 2 | 71248 | Valve Cover Set | | .16 |
| | 1 | 1334 | Cylinder Head | 68000-A | 1.00 |
|  X, XA..... | 1 | MS5295 | Man. Set | | .45 |
| | 1 | KS80221 | Oil Pan Set | | .50 |
| | 1 | VK271 | Valve Cover Set | | .30 |
| | 1 | 295 | Cylinder Head | 9200 | 1.20 |
|  C, CI, CA1, C2..... | 1 | MS2955 | Man. Set | | .65 |
| | 1 | KS80189 | Oil Pan Set | | .60 |
| | 2 | 71918 | Valve Cover | B726 | .22 |
| | 1 | 679 | Cylinder Head (C, CI, CA1) | QD291 | 3.20 |
|  C, CI, CA1, C2..... | 1 | 821 | Cylinder Head (C2) | QD332 | 2.25 |
| | 4 | 1527A | Man. | | .13 |
| | 1 | 61861 | Oil Pan | QD197 | 1.60 |



FELTS AND RETAINERS

MADE FROM THE FINEST GRADES OF WOOL AND COTTON FIRMLY COMPRESSED. HIGHEST GRADE STEEL RETAINERS.

FELT WASHERS AND GREASE SEALS



GREASE SEALS

MADE FROM THE Toughest RAWHIDE AND THE FINEST STEEL AVAILABLE TO EXACT MANUFACTURER'S SPECIFICATIONS.

| Our No. | Original Number | Description | Model | Price |
|-----------------------|-----------------|------------------|----------------------|-------|
| ADVANCE-RUMELY | | | | |
| F1 | E936 | Front Wheel Felt | M, 20-35, 25-40..... | .20 |
| F2 | K4C-1412 | Front Wheel Felt | Do-All..... | .14 |

ALLIS-CHALMERS

| | | | | |
|-------|--------|--------------------------------|---------------------------|------|
| F3 | E96 | Front Wheel Felt | E, 20-35..... | .28 |
| F4 | U2104 | Front Wheel Felt | W, WC..... | .15 |
| C5 | U2533 | Rear Wheel Cork | W, WC..... | 1.60 |
| F6 | U50 | Front Wheel Felt | U, UC..... | .30 |
| C7 | U34 | Rear Wheel Cork | U, UC..... | .30 |
| R8 | U2103 | Front Wheel Retainer | W, WC..... | .12 |
| R9 | U2105 | Front Wheel Retainer | W, WC..... | .07 |
| R200 | U51 | Front Wheel Retainer | U, UC..... | .07 |
| F204 | 207365 | Front Wheel Seal | B..... | .42 |
| 55001 | 206450 | Rear Wheel Seal | B..... | 1.50 |
| 50094 | U2602 | Rear Axle Seal | RC, WC, W, (3.194 O.D.).. | 1.25 |
| 6150 | 207708 | Rear Axle Seal | W, WC, (4.257 O.D.)..... | 2.48 |
| 50059 | U997 | Rear Axle Seal | U, UC..... | 1.00 |
| 50163 | 20018 | Pinion Seal | B, BC..... | .80 |
| 50162 | 206538 | Trans & P.T.O. Main Shaft Seal | B, BC..... | .70 |
| 50444 | 207993 | P.T.O. Pulley Shaft Seal | B, BC..... | 1.00 |
| 50009 | 211401 | Hy. Pump, Power Lift Seal | B, BC..... | .50 |
| 50456 | 206449 | Final Drive (Small) Seal | B, BC..... | 1.40 |
| 55001 | 037675 | Final Drive (Drive Shaft) Seal | B, BC..... | 1.50 |
| 50452 | 208711 | P.T.O. Belt Pulley Seal | R, RC, W..... | .90 |
| 50027 | 206785 | P.T.O. 3/4" Shaft Seal | R, RC, W, WC, WF..... | .60 |
| 50055 | 206786 | P.T.O. 1 3/8" Shaft Seal | R, RC, W, WC, WF..... | .95 |
| 50055 | 206786 | P.T.O. Belt Pulley Seal | WC, WF..... | .95 |
| 50066 | U196 | Clutch Shaft Seal | U, UC..... | .85 |
| 50121 | U195 | Trans. Cross Shaft Seal | U, UC..... | 1.25 |
| 50158 | 504238 | Spline Shaft Seal | U, UC..... | 1.10 |

CASE

| | | | | |
|-------|----------|--------------------------------|--------------------------------|------|
| F10 | 03749A | Front Wheel Felt | 12-20..... | .17 |
| F11 | 01231AB | Front Wheel Felt | C, CC, L, LE, LI, Cone 358.... | .14 |
| F13 | 02876AB | Front Wheel Felt | L, LE, with cone 3776.... | .18 |
| R80 | 03748B | Front Wheel Felt | R & RC, with cone 14125.... | .24 |
| F84 | 01230AB | Front Wheel Retainer | C, CC, for F11 felt..... | .24 |
| R87 | 02874AB | Front Wheel Retainer | L, LE, LI, for F13 felt.. | .24 |
| R86 | 02875AB | Front Wheel Retainer | L, LE, LI, for F13 felt.. | .12 |
| F12 | 01688AB | Rear Wheel Felt | C, CC, with cone 567.... | .30 |
| F81 | 03757AB | Rear Wheel Felt | RC..... | .17 |
| F82 | 01493AB | Rear Wheel Felt | L, LE, LI, inner..... | .33 |
| F83 | 01251AB | Rear Wheel Felt | L, LE, LI, outer..... | .33 |
| R87 | 01687AB | Rear Wheel Retainer | C, CC, for felt F12..... | .12 |
| R88 | 01492AB | Rear Wheel Retainer | L, LE, LI, felt F82..... | .12 |
| R89 | 01250AB | Rear Wheel Retainer | L, LE, LI, felt F83..... | .18 |
| 15419 | 04253ABI | Rear Axle Seal | D Series, C Series..... | 3.80 |
| 55035 | 04032ABI | Rear Axle Seal | L Series..... | 3.50 |
| 55003 | 03866AB | Rear Axle Seal | R, S, V..... | 1.60 |
| 10070 | 04048AB | Transmission Seal | C..... | 1.80 |
| 50070 | 03899AB | Clutch P.T.O. Seal | C..... | 1.20 |
| 50055 | 03868AB | Belt Pulley, Power Lift Seal | C..... | .95 |
| 50153 | 04240AB | Water Pump, Steering Worm Seal | C, D, L..... | .95 |
| 55004 | 07041AB | Differential Seal | D..... | 1.55 |
| 50120 | 05086AB | Clutch Seal (late) | D, L, S..... | .55 |
| 55001 | 04041AB | Clutch Seal (early) | D, L..... | 1.50 |
| 10267 | 04852AB | Belt Pulley Seal | D..... | 3.25 |
| 50055 | 03868AB | Power Lift Seal... | D, R, S..... | .95 |
| 50070 | 03899AB | Power Take-Off Seal | D, L, R..... | 1.20 |
| 50027 | 04243AB | Transmission Seal | L, R..... | .60 |
| 50009 | 04244AB | Power Take-Off Seal (shifter) | L, R..... | .50 |
| 50085 | 04612AB | Transmission Shifter Seal | R..... | 1.15 |
| 50055 | 03868AB | Clutch, Belt Pulley Seal | R..... | .95 |
| 50045 | 03869AB | Power Take-Off Seal | R, S..... | 1.00 |
| 50153 | 04240AB | Independent Brake Seal | R..... | .95 |
| 50042 | 03867AB | Steering Worm Seal | R..... | .88 |
| 55003 | 03866AB | Differential Seal | S..... | 1.60 |
| 50062 | 05861AB | Belt Pulley Seal | S..... | .95 |
| 20160 | 05727AB | Crankshaft Seal | S..... | 1.60 |
| 50028 | 04381AB | Magneto Seal | S..... | .42 |
| 50153 | 04240AB | Steering Worm Seal | S, V..... | .95 |
| 20543 | VT2715 | Drive Gear Seal | V..... | 2.00 |
| 50047 | | Clutch Shaft Seal | V..... | 1.05 |

JOHN DEERE

| | | | | |
|-----|-------|----------------------|----------------------------|-----|
| R14 | D635 | Front Wheel Retainer | A, D, GP, with F15..... | .10 |
| F15 | D636 | Front Wheel Felt | A, AR, D, GP, with R14.... | .10 |
| F71 | AB474 | Front Wheel Felt | B, (2 per wheel)..... | .15 |
| R72 | B89 | Front Wheel Retainer | B, (2 per wheel)..... | .14 |
| F17 | D373 | Rear Wheel Felt | D, with R19..... | .22 |

| Our No. | Original Number | Description | Model | Price |
|-------------------|-----------------|--------------------------|----------------------|-------|
| JOHN DEERE | | | | |
| F18 | AA665 | Rear Wheel Felt | A..... | .30 |
| R19 | D766 | Rear Wheel Retainer | D, with F17..... | .12 |
| F20 | C561 | Rear Axle Felt, Inner | GP..... | .25 |
| F21 | C562 | Rear Axle Felt, Outer | GP..... | .30 |
| F73 | AB475 | Rear Wheel Felt | B..... | .30 |
| R22 | D655 | Fan Shaft Retainer | D, GP, with F23..... | .04 |
| F23 | D684 | Fan Shaft Felt | D, GP, with R22..... | .04 |
| F24 | D825 | Governor Felt (2 used) | D, GP, with R91..... | .07 |
| F25 | D918 | Pulley Clutch Shaft Felt | D, GP, with R90..... | .18 |
| R90 | D917 | Belt Pulley Retainer | D, GP, with F25..... | .12 |
| F33 | A382 | Belt Pulley Felt | A Series..... | .20 |
| R91 | D826 | Governor Retainer | D, GP, with F24..... | .07 |

FORD-FERGUSON

| | | | | |
|-------|---------|------------------|---------|------|
| 6336 | 9N1190B | Front Wheel Seal | 9N..... | 1.05 |
| 35004 | 8N4248 | Rear Wheel Seal | 8N..... | 1.70 |
| 35443 | 8N4251 | Rear Axle Seal | 8N..... | 3.65 |
| 6214 | 9N4251 | Rear Axle Seal | 9N..... | 2.00 |

FORDSON

| | | | | |
|-------|------------|-------------------------|--|------|
| R28 | N1190, S63 | Front Wheel Dust Ring | | .10 |
| F27 | 9052F | Front Wheel Felt | | .14 |
| F28 | N1180, S8B | Rear Wheel Bearing Felt | | .10 |
| 55001 | N115080B | Belt Pulley Grease Seal | | 1.50 |
| 50110 | N1175 | Rear Wheel Outer Seal | | .70 |
| 50491 | N7005 | Trans. Seal | | 1.75 |




McCORMICK DEERING I.H.C.

| | | | | |
|---------|--------|------------------------------|--|------|
| F30 | 12300D | Front Wheel Felt | 10-20, F20, F30, with R31, 15-30, 22-36, with R47, R46 | .12 |
| F36 | 4492D | Front Wheel Felt | F12, W12, F14..... | .10 |
| F42 | 23760D | Front Wheel Felt | H, Farmall..... | .12 |
| F92 | 43828D | Front Wheel Felt | M, Farmall..... | .17 |
| F93 | 48702D | Front Wheel Felt | 10-20, F20, F30, (F30 Felt) | .07 |
| R31 | 12301D | Front Wheel Retainer-Inner | 10-20, F20, F30, (F30 Felt) | .12 |
| R32 | 12302D | Front Wheel Retainer-Outer | 15-30, 22-36, (Felt F36) | .08 |
| R46 | 11230D | Front Wheel Retainer-Inner | 15-30, 22-36, (Felt F36) | .17 |
| R47 | 11231D | Front Wheel Retainer-Outer | Farmall A, B..... | .85 |
| 50150 | 42183D | Front Wheel Seal | Farmall M, O6, W6..... | .85 |
| 50066 | 21969D | Front Wheel Seal | F12..... | .85 |
| 50049 | 23761D | Front Wheel Seal | 10-20 after KC69613..... | .46 |
| F39 | 12807D | Rear Wheel Felt | 10-20 before KC69613..... | .17 |
| F36 | 4492D | Rear Wheel Felt | 10-20 straight roll. brgs.. | .40 |
| F94 | 14496D | Rear Wheel Felt | F20, "Reg." Farmall..... | .30 |
| F40 | 15142D | Rear Wheel Felt | 15-30, 22-36 aft. TG56224 | .40 |
| F37 | 11327D | Rear Wheel Felt | 15-30, 22-36 bef. TG56224 | .33 |
| F52 | 4471D | Rear Wheel Felt | F12, W14, F14..... | .18 |
| F43 | 23821D | Rear Wheel Felt | H, Farmall..... | .14 |
| F95 | 43720D | Rear Wheel Felt | M, Farmall..... | .25 |
| F96 | 45085D | Rear Wheel Felt | Farm. H, O4, W4..... | 1.50 |
| 55001 | 43722D | Rear Wheel Seal | Farm. M, O6, W6..... | 1.55 |
| 55004 | 48776D | Rear Wheel Seal | W40..... | 2.70 |
| 55044 | 28127D | Rear Wheel Seal | F12..... | 1.60 |
| 5203 | 2781F | Rear Axle Seal | W40..... | 2.30 |
| 55027 | 28124D | Rear Axle Seal | W30..... | 1.75 |
| 55011 | 20809D | Rear Axle Seal | 10-20, F20, 15-30, 22-36, with R41..... | .04 |
| F50 | 10387D | Fan Shaft Felt | 10-20, F20, 15-30, 22-36, with F50..... | .05 |
| R41-41A | 10388D | Fan Shaft Retainer-Outer | 15-30, 22-36..... | .17 |
| F36 | 4492D | Crankshaft Felt Front | 15-30, 22-36..... | .50 |
| F48 | 11400D | Crankshaft Felt Rear | 10-20, F20, F30, W30, Reg. Farm. 12 | .12 |
| F44 | 12734D | Crankshaft Felt Front | 10-20, F20, F30, W30, Reg. Farm. 25 | .12 |
| F45 | 12748D | Crankshaft Felt Rear | 10-20, to serial KC91412, | |
| F35 | 10699D | Bull Pinion Shaft Felt | NT835..... | .14 |
| F54 | 14475D | Bull Pinion Shaft Felt | 10-20 after serial KC91412, | |
| F38 | 11491D | Bull Pinion Shaft Felt | NT835..... | .22 |
| F54 | 10625D | Transmission Case Felt | 15-30, 22-36..... | .18 |
| F51 | 4654D | Transmission Case Felt | 10-20, with R97..... | .17 |
| R97 | 10626D | Transmission Case Metal Ret. | 15-30, with R201..... | .28 |
| R201 | 4655D | Transmission Case Metal Ret. | 10-20, with Felt F34.... | .07 |
| F3 | | Transmission Spline Felt | 15-30, with Felt F51.... | .12 |
| F49 | 11309D | Belt Pulley Felt | 10-20..... | .28 |
| 55004 | 48776D | Steering Gear Housing Seal | 15-30, 22-36, 10-20, F20... Farmall B..... | 1.55 |
| 50162 | 47703D | Steering Gear Housing Seal | Farmall A..... | .70 |
| 50120 | 43800D | Straight Shaft Seal | Farmall M, H, W6, W4..... | .55 |
| 50150 | 42183D | Steering Gear Support Seal | Farmall H, O4, W4..... | .85 |
| 50482 | U17944 | Brake Shaft Seal | Farmall H, M, W4, W6.... | .75 |
| 50119 | 45667D | Governor Seal | Farmall H, M, W4, W6.... | .55 |

FELT WASHERS AND GREASE SEALS--CONTINUED

| Our No. | Original Number | Description | Model | Price | Our No. | Original Number | Description | Model | Price |
|---------------------------------|-----------------|--------------------------------|---|-------|---------------------------|-----------------|--------------------------|---|-------|
| McCORMICK DEERING I.H.C. | | | | | MINNEAPOLIS-MOLINE | | | | |
| 50059 | 18770D | Steering Gear Support Seal | Farmall M, O6, W6..... | 1.00 | F62 | FT84 | Front Wheel Felt | 17-28, FT, FTA, 21-32, used with R103..... | .16 |
| 50069 | 20289D | Water Pump - Front Seal | Farmall M, W6, W30, W40..... | 1.02 | R103 | FT80 | Front Wheel Retainer | 17-28, FT, FTA, 21-32, used with F62..... | .17 |
| 50082 | 20290D | Water Pump - Rear Seal | Farmall M, W6, W30, W40..... | 1.40 | F65 | KT754 | Front Wheel Felt | KT, KTA, with R104..... | .13 |
| 50066 | 21969D | Bevel Pinion Seal | F12..... | .85 | R104 | KT755C | Front Wheel Retainer | KT, KTA, with F65..... | .12 |
| 50059 | 18770D | Transmission Spline Shaft Seal | F12, W40..... | 1.00 | F105 | KT754A | Front Wheel Felt | J, MT, MTA, Universal, Z, used with R106..... | .25 |
| 50066 | 21969D | Clutch Shaft Seal | F12..... | .85 | R106 | KT755A | Front Wheel Retainer | J, MT, MTA, Universal, Z, used with F105..... | .18 |
| 50084 | 23702D | Countershaft Trans. Seal | F12, W12..... | 1.10 | F63 | TY267 | Front Wheel Felt | 17-28..... | .10 |
| 50009 | 23676D | Countershaft Lever Seal | F12, W12..... | .50 | F107 | TY270A | Rear Wheel Felt | 17-28..... | .25 |
| 50041 | 20907D | Steering Arm Seal | F12..... | .90 | R108 | FT93 | Rear Wheel Retainer | FT, 21-32, KTA, to serial 150303..... | .25 |
| 50082 | 20290D | Crankshaft Front Seal | F12..... | 1.40 | R109 | FT93B | Rear Wheel Retainer | FT, 21-32, KTA, after serial 150303..... | .25 |
| 55072 | 28420D | Crankshaft Seal | W40..... | 10.55 | 55028 | FF650 | Rear Axle Seal | FTA, GTA, Std..... | 2.30 |
| 50032 | 19707D | Magneto Seal | W40..... | .92 | 55018 | KT458B | Rear Axle Seal | KT, UTS..... | 2.10 |
| 50041 | 20907D | Hand Brake Seal | W30..... | .90 | 5858 | YT484 | Rear Axle Seal | RTN, RTS, RTU..... | .95 |
| 50103 | 18384D | Belt Pulley Seal | W30..... | 1.35 | 50148 | FT606 | Counter Brake Shaft Seal | FTA..... | 1.44 |
| 50049 | 23761D | Pinion Seal | W12..... | .85 | 50121 | FT2230 | Clutch Seal | GTA..... | 1.25 |
| MASSEY-HARRIS | | | | | 55013 | JT467A | Transmission Seal | OTA..... | 1.80 |
| F56 | 1877D | Front Wheel Felt | 15-27, K, OK, Cert..... | .12 | 50316 | FT2213 | Belt Pulley Seal | GTA..... | 1.65 |
| F98 | 12138D | Front Wheel Felt | 25..... | .17 | 55021 | OT200A | Differential Shaft Seal | KT..... | 2.52 |
| R99 | 12140D | Front Wheel Felt Retainer | 25, Serial 69001 & up, used with F98..... | .12 | 50183 | KT260A | Clutch Seal | KT..... | 1.00 |
| R100 | 12139D | Front Wheel Felt Retainer | 25, Serial 69001 & up, used with F98..... | .17 | 50191 | KT308B | Belt Pulley Seal | KT..... | 1.40 |
| F30 | | Rear Wheel Felt | 12-20..... | .12 | 50095 | EX5810 | Differential Seal | KT..... | 1.25 |
| F57 | 2572C | Rear Wheel Felt | 20-30, K, OK, Cert..... | .18 | 50057 | KT908 | Power Take-Off Seal | RT, RTN, RTS, RTU..... | 1.20 |
| 55009 | 14318X | Rear Axle & Differential Seal | 101 Super & Junior..... | 2.55 | 50023 | RT153 | Pinion Seal | RTN, RTS, RTU..... | .60 |
| 55001 | 13106C | Rear Axle Seal | Pacemaker 107000 up, 25..... | 1.50 | 5822 | KT365A | Differential Seal | RTN, RTS, OTU..... | 1.20 |
| F58 | 11450A | Crankshaft Packing Ring | 20-30 Certified..... | .18 | 55156 | EX7587 | Differential Seal | UTS..... | 2.75 |
| F59 | 11405B | Crankshaft Packing Ring | 20-30 Certified..... | .18 | 50312 | EX7478 | Shaft Seal | UTS..... | 1.40 |
| F60 | 2973F | Oil Pan Baffle Felt | 20-30 Certified..... | .30 | 55004 | EX6429 | Differential Seal | ZTN, ZTS, ZTU..... | 1.55 |
| F61 | 11245F | Oil Pan Baffle Felt | 20-30 Certified..... | .58 | 50059 | JT265A | Belt Pulley Seal | ZTN, ZTS, ZTU..... | 1.00 |
| 50071 | R05119A | Belt Pulley Shaft Seal | 101 Jr. & Super..... | 1.10 | HART-PARR OLIVER | | | | |
| 50009 | 13219X | Belt Pulley Shifter Seal | 101 Jr. & Super..... | .50 | F66 | D737 | Front Wheel Felt | C, Row Crop, 18-28..... | .14 |
| 50120 | 13595X | Steering Gear Seal | 101 Jr..... | .55 | F67 | A737 | Front Wheel Felt | A28-44..... | .15 |
| 50385 | 15680A | Governor Seal | 101 Super..... | .86 | F70 | B737 | Front Wheel Felt | Row Crop 70..... | .18 |
| 45154 | 18023A | Timing Cover Seal | 101 Super..... | 1.35 | F68 | D703 | Rear Wheel Felt | C, Row Crop, 18-28..... | .15 |
| 50098 | R05118A | Belt Pulley Seal | Pacemaker 107000 & up..... | 1.10 | | | | | |
| 55006 | 13316X | Hand Brake Seal | Pacemaker 107000 & up..... | 2.00 | | | | | |
| 50066 | 13353X | Power Take-Off Seal | Pacemaker 107000 & up..... | .85 | | | | | |
| 50150 | 13729X | Rear Bearing Seal | Pacemaker 107000 & up..... | .85 | | | | | |
| 55085 | 13111C | Differential Seal | 25, 69000 & up..... | 2.40 | | | | | |

RADIATOR CORES



THE NEW IMPROVED FLAT TUBE RADIATOR CORES ARE NOT DAMAGED BY FREEZING AND ARE NOT LIKELY TO CLOG. ALL TUBES SOLDERED BY HAND AND NOT LITLED. THIS METHOD OF SOLDERING PREVENTS THE HEADER PLATES FROM WARPING. ALSO MANY SPECIAL FEATURES ASSURING COMPLETE SATISFACTION IN COOLING CAPACITY AND IN DURABILITY SUCH AS STRONG HEADER PLATES WHICH WILL STAND THE ROAD SHOCKS.

ALLIS-CHALMERS

| | Price |
|-------------------------|-------|
| TRC1- 18-30, 20-35..... | 47.65 |
| TRC2- U, UC, UL..... | 29.00 |

CASE

| | |
|-----------------------------------|-------|
| TRC3- 15-27, 18-30, 18-32..... | 34.75 |
| TRC4- T, 20-40, 22-40, 25-45..... | 41.10 |
| TRC5- L, All models 28-41..... | 35.75 |
| TRC6- C, All models..... | 31.00 |
| TRC7- A, 12-20, 10-18, 9-18..... | 33.00 |
| TRC31- RC..... | 25.00 |

JOHN DEERE

| | | |
|---------------------------------|-----------|-------|
| TRC9- D, 15-27, Heavy Duty..... | to 1936 | 31.00 |
| TRC10- A, All models..... | 1935-37 | 22.00 |
| TRC11- B, All models..... | 1935-37 | 18.00 |
| TRC32- GP..... | 1930 | 35.00 |
| TRC34- GP..... | 1931 & up | 33.00 |

FORDSON

| | | |
|------------------------|---------|-------|
| TRC12- Heavy Duty..... | 1919-29 | 27.50 |
|------------------------|---------|-------|

MASSEY-HARRIS WALLIS

| | | |
|---|--|-------|
| TRC13- 12-23..... | | |
| TRC14- K, OK, K3, J, 15-25, 15-27, 20-30..... | | 27.50 |

McCORMICK DEERING I.H.C.

| | Price |
|--------------------------------------|-------|
| TRC15- 10-20, F20, & 20 series..... | 29.00 |
| TRC16- 15-30..... | 33.00 |
| TRC17- 15-30, 22-36 & 30 series..... | 33.00 |
| TRC18- F12 & 12 series..... | 20.00 |
| TRC19- Farmall F30..... | 28.00 |
| TRC35- WK40, #40 & 40 series..... | 43.00 |

MINNEAPOLIS TWIN CITY

| | |
|---|-------|
| TRC36- K, All models KTA..... | 32.00 |
| TRC22- 17-30 A & B, 12-25, 15-30..... | 35.00 |
| TRC23- 30-50..... | 42.00 |
| TRC37- F, All models, 21-32, FT, FTA..... | 36.00 |
| TRC24- 12-20, 17-28, T..... | 30.00 |
| TRC25- 27-44, 20-35, 15-27, 20-30..... | 48.00 |

HART-PARR OLIVER

| | | |
|--------------------------|---------|-------|
| TRC26- 12-24..... | 1926-29 | 29.00 |
| TRC27- 16-30, 18-36..... | 1922-29 | 30.00 |
| TRC28- 22-40..... | 1922-25 | 32.00 |
| TRC29- 18-27, 18-28..... | 1928-31 | 30.00 |
| TRC30- A, 28-44..... | 1930-31 | 31.00 |

PARTS FOR ALL TRACTORS

CLUTCH FACINGS

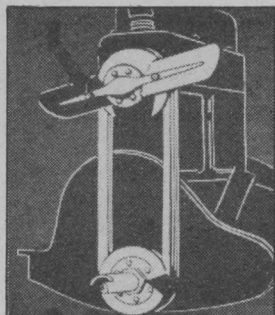
OUR CLUTCH FACINGS are the result of YEARS OF RESEARCH to produce the best possible product, regardless of price considerations. They are manufactured in a thoroughly modern plant, where the LATEST methods and machinery insure HIGHEST QUALITY and most dependable UNIFORMITY. Our facings are interwoven with small brass wires thus giving them the wearing quality which is needed. DON'T allow your tractor to lose power because of worn clutch facings. Buy our clutch facings--They are SUPERIOR and cost you less.

| Model | Year | No. Req'd | Our No. | Price Each | Drilling | Outside Diameter | Inside Diameter | Thickness |
|---|---------|------------|------------|--------------|--------------|------------------|-----------------|-----------|
| ADVANCE-RUMELY | | | | | | | | |
| RS..... | 1925-26 | 2 | ML601 | 3.15 | Plain | 16 1/16" | 10" | 3/16" |
| 15-30..... | 1920 | 2 | WL108 | 1.70 | 16 Staggered | 11 1/2" | 5 1/2" | 1/8" |
| M, 20-35..... | 1925-26 | 2 | ML501 | 2.95 | Plain | 15 1/16" | 9" | 3/16" |
| 15-25, 20-30..... | 1925-32 | 2 | WL237 | 2.40 | Plain | 12 1/2" | 7 5/8" | 3/16" |
| ALLIS-CHALMERS | | | | | | | | |
| E35, Single Plate Clutch. | | 2 | ML409 | 2.00 | Staggered | 14" | 8" | 5/32" |
| E35, K35, 20-35 with shoe Clutch..... | 1925-32 | 2 | 943 | 1.20 | Plain | | | |
| U, UC, M Segmented Clutch using 12 segments.... | 6-602 | 6-602 | MS1151)Per | | | 11 7/8" | 6 7/8" | 1/8" |
| | | | MS1152)Set | 2.50 | 36 Staggered | 11 7/8" | 6 7/8" | 5/32" |
| CASE | | | | | | | | |
| 18-32, K..... | 1925-36 | 2 | WL108 | 1.70 | 16 Staggered | 11 1/2" | 5 1/2" | 1/8" |
| 18-32 K, with Borg & Beck Clutch | | 2 | WL157A | 2.30 | 16 Staggered | 11 1/2" | 6 1/4" | 3/16" |
| 12-20, C, CC, DC..... | 1921-38 | 2 | ST1002 | 1.40 | 12 Staggered | 10" | 5 1/2" | 1/8" |
| L, LI..... | 1928-30 | 2 | WL157A | 2.30 | 16 Staggered | 11 1/2" | 6 1/4" | 3/16" |
| 15-27..... | 1924-29 | 2 | WL301 | 1.70 | Plain | 13 1/6" | 8 3/16" | 1/8" |
| RC, (Some) Mod.H Combine. | | 2 | W720 | .70 | 12 Staggered | 7 7/8" | 3 3/4" | 1/8" |
| R, RC..... | 1936-38 | 2 | W728A | .70 | 11 Staggered | 7 15/16" | 5 3/8" | 1/8" |
| D, DC, DD, DO..... | 1940-41 | 2 | M992 | 1.25 | 12 Staggered | 9 15/16" | 5 1/2" | 1/8" |
| S, SC, SV..... | 1940-44 | 2 | MB25 | 1.00 | 20 Staggered | 8 7/8" | 5 1/2" | 1/8" |
| V..... | 1939-43 | 2 | MB77B | .75 | 8 Staggered | 8 7/8" | 5 3/4" | 1/8" |
| #9, A & B Prair. Comb.... | | 4 | MS877A)Per | | 5 Staggered | 8 7/8" | 5 3/4" | 1/8" |
| | | 4 | MS878A)Set | 1.50 | 5 Staggered | 8 7/8" | 5 3/4" | 5/32" |
| FORD-FERGUSON | | | | | | | | |
| | | 2 | M955B | .40 | 18 Staggered | 9" | 5 3/4" | 9/64" |
| HUBER | | | | | | | | |
| | | 2 | WL109 | 1.80 | 16 Staggered | 11 1/2" | 5 1/2" | 1/8" |
| | | 2 | WL157A | 2.30 | 16 Staggered | 11 1/2" | 6 1/4" | 3/16" |
| JOHN DEERE | | | | | | | | |
| D Ser. 109944 & Up A, GP.. | | 2 | WL005 | .80 | Plain | 10" | 6 3/4" | 1/8" |
| D, Ser. 30,400 to 109943.. | | 2 | WL206 | 1.10 | 12 Staggered | 12" | 8" | 3/16" |
| D to 30,399..... | | 2 | ST1205 | 1.60 | Plain | 12" | 6" | 1/8" |
| B..... | | 2 | W747 | .70 | Plain | 7 7/8" | 4 7/8" | 5/32" |
| MASSEY-HARRIS | | | | | | | | |
| 20-30 Cert. 25..... | 1931-33 | 2 | WL157A | 2.30 | 16 Staggered | 11 1/2" | 6 1/4" | 3/16" |
| K, KD, OK, K3..... | 1919-30 | 2 | WL108 | 1.70 | Plain | 11 1/2" | 5 1/2" | 1/8" |
| Pacemaker Twin Power..... | 1930-39 | 2 | ST1002 | 1.40 | 12 Staggered | 10" | 5 1/2" | 1/8" |
| Pacemaker-Std..... | | 2 | ML002A | 1.00 | Plain | 9" | 5 1/2" | 1/8" |
| McCORMICK DEERING I.H.C. | | | | | | | | |
| 15-30 Multiple Clutch.... | 10 | WL017A | .85 | 14 Straight | 10 3/8" | 7 7/8" | 5/32" | |
| 10-20 Multiple Clutch.... | 8 | WL017A | .85 | 14 Straight | 10 3/8" | 7 7/8" | 5/32" | |
| 15-30, 10-20 Multiple Clutch | 4 | 10654DX | 3.10 | | | | | |
| Clutch Plate comp. with 2 - 1017A Facings | | | | | | | | |
| 15-30 Multiple Clutch | 1 | 4439D | 2.85 | | | | | |
| Clutch Plate comp. with 1 - 1017A Facing | | | | | | | | |
| 10-20, F30, W30 Single Plate | 2 | ML148A | 1.50 | 28 D.E. | 11 7/8" | 6 3/4" | 5/32" | |
| T20, TA40 Early #10 & 11 Combines | 2 | ML046 | 1.30 | 24 Staggered | 10 7/8" | 6 3/4" | 5/32" | |
| T20, Late..... | 2 | ML046A | 1.30 | 18 Staggered | 10 7/8" | 6 3/4" | 5/32" | |
| 22-36, TA40 Late, TD40, TK40, T35 | 2 | ML315 | 2.10 | 36 D.E. | 13 7/8" | 8" | 5/32" | |
| Fl12, W12, 8 Segments..... | 4 | MS744)Per | | 4 Staggered | 7 7/8" | 5 3/8" | 1/8" | |
| | 4 | MS745)Set | 1.25 | 4 Staggered | 7 7/8" | 5 3/8" | 5/32" | |
| Fl12, W12, Fl1 Late..... | 2 | MB99A | .60 | 20 Staggered | 8 7/8" | 5 3/4" | 9/64" | |
| F20..... | 2 | ST1066 | 1.20 | Plain | 10 1/4" | 7 3/4" | 1/8" | |
| F20, 8 Segments..... | 4 | MS744)Per | | 4 Staggered | 7 7/8" | 5 3/8" | 1/8" | |
| | 4 | MS745)Set | 1.25 | 4 Staggered | 7 7/8" | 5 3/8" | 5/32" | |
| Farmall A..... | 4 | MS877A)Per | | 5 Staggered | 8 7/8" | 5 3/4" | 5/32" | |
| | 4 | MS878A)Set | 1.50 | 5 Staggered | 8 7/8" | 5 3/4" | 1/8" | |
| Farmall H, W4..... | 4 | MS957)Per | | 5 Staggered | 9 7/8" | 6 5/8" | 5/32" | |
| | 4 | MS958)Set | 1.60 | 5 Staggered | 9 7/8" | 6 5/8" | 1/8" | |
| Farmall M, W6..... | 2 | ST1062 | 1.45 | 20 Staggered | 10 7/8" | 6 7/8" | 9/64" | |
| T9, TD9..... | 2 | ML308 | 2.10 | 24 D.E. | 13" | 7 1/4" | 5/32" | |
| T6, TD6..... | 2 | ML148 | 1.50 | 24 D.E. | 11 7/8" | 6 3/4" | 5/32" | |
| TD14..... | 2 | ST1513A | 2.65 | 30 Staggered | 15" | 8" | 5/32" | |
| TD18..... | 2 | ST1709E | 4.20 | 36 Staggered | 17" | 9 1/2" | 3/16" | |
| MINNEAPOLIS TWIN CITY | | | | | | | | |
| 18-32, 20-35, 12-20, 17-28, 27-44 | | 2 | WL108 | 1.70 | 16 Staggered | 11 1/2" | 5 1/2" | 5/32" |
| 17-30, A & B..... | | 2 | WL138 | 2.15 | Plain | 11 1/2" | 6 3/4" | 3/16" |
| FT, FTA, 21-32..... | 1921-32 | 2 | WL157A | 2.30 | 16 Staggered | 11 1/2" | 6 1/4" | 3/16" |
| MT, KT, KTA..... | | 2 | ST1002 | 1.40 | Plain | 10" | 5 1/2" | 1/8" |
| HART-PARR OLIVER | | | | | | | | |
| 18-36, 28-44-90-12-24 Early | | 2 | ML222 | 1.40 | Plain | 12 13/16" | 9 3/16" | 3/16" |
| 18-36, 28-44-90 Late..... | | 2 | ST1309 | 2.50 | 18 Staggered | 13 7/8" | 7 3/4" | 1/8" |
| Row Crop 70, HC, KD..... | | 2 | M955A | .40 | 12 A.S. | 9" | 5 3/4" | 9/64" |
| 18-28, Row Crop..... | | 2 | 1130C | 1.20 | 18 Staggered | 11 7/8" | 7 1/4" | 1/8" |

FAN BELTS




V BELTS



FAN BELTS FOR ALL MAKES OF TRACTORS



FLAT BELTS



ALLIS-CHALMERS

| Model | Year | Our No. | Mfg's No. | List Price |
|-----------------------------|---------|---------|-----------|------------|
| E-20-35..... | 1927-30 | | E1454 | 2.70 |
| 50, Model H, 2 belts..... | 1928-33 | V125 | 22370 | 1.45 |
| B, BC, RC, 60 All Crop..... | 1938-41 | V55 | 207003 | 1.05 |
| W, WC, W25, WF Fan..... | 1933-39 | V113 | U3073 | 1.45 |
| W, WC, Fan & Generator..... | 1938-39 | V127 | 208215 | 1.40 |
| A Serial 2509 & up..... | 1936-40 | V141 | E2196 | 1.55 |

CASE

| | | | | |
|---|---------|------|----------|------|
| L, LE, LI, Fan & Water Pump..... | 1931-34 | V119 | 02696AB1 | 1.95 |
| LA, Fan..... | 1940 | V119 | 06077AB | 1.95 |
| L..... | 1929-32 | F890 | | |
| C, CC, CO, CI..... | 1929-32 | F888 | | |
| C, CC, CO, CI, Serial C300703 & up..... | 1934-40 | V119 | 02696AB1 | 1.95 |
| D, DC, DO, DI..... | 1940 | V119 | 02696AB1 | 1.95 |
| RC..... | 1936-38 | V113 | 03728AB | 1.45 |
| V, VC, VO, VI, VT..... | 1940 | V117 | VT2102 | 1.50 |
| V Combine..... | 1940-41 | V87 | | 1.30 |

CATERPILLAR

| | | | | |
|--------------------------------|---------|------|--------|------|
| 15 Fan, 10T..... | 1928-30 | V147 | 2B643 | 1.85 |
| 15 Generator..... | 1928-30 | V154 | | 2.10 |
| 15 Fan & Generator..... | 1932-37 | V131 | 2B470 | 1.85 |
| 20 Fan..... | 1932-37 | V147 | 2B643 | 1.85 |
| 10 Fan & Generator..... | 1928-31 | V131 | 2B470 | 1.85 |
| 10T..... | 1931-32 | V147 | 2B463 | 1.85 |
| 22, 2F1 & up..... | 1932-37 | V147 | 2B463 | 1.85 |
| RD4, 4G1 & up..... | 1936-39 | V147 | 2B463 | 1.85 |
| RD4, Governor..... | 1936-37 | V146 | 2A4062 | 1.00 |
| R4, 6G1 & up..... | 1937-39 | V147 | 2B463 | 1.85 |
| D4, Fan..... | 1939 | V147 | 2B463 | 1.85 |
| 30 Fan..... | 1939 | V147 | 2B463 | 1.85 |
| R2 Fan, 5E3501 & 6J1 & up..... | 1939-40 | V147 | 2B463 | 1.85 |

FORDSON

| | | | | |
|--|---------|------|---------|------|
| Ferguson System Regular Generator..... | 1939-41 | V86 | 9N8620A | 1.30 |
| Ferguson System Special Generator..... | 1941 | V121 | 9N8620B | 1.35 |
| All Fordson..... | 1917-29 | F25 | N8620A | .95 |
| All Fordson..... | 1929-37 | | N8620B | |

HUBER

| | | | | |
|---|---------|-----|--|-----|
| 32-45, 40-62, 21-39, 18-36, 20-46, 25-50..... | 1921-30 | F25 | | .95 |
|---|---------|-----|--|-----|

McCORMICK DEERING I.H.C

| Model | Year | Our No. | Mfg's No. | List Price |
|---|---------|---------|-----------|------------|
| 10-20, T20, Ind. 20..... | 1923-36 | F34 | | 1.30 |
| 15-30..... | 1923-29 | F35 | | 1.30 |
| 15-30, 22-36..... | 1929-36 | GP55 | | 2.50 |
| Farmall, F20..... | 1924-36 | F39 | 20270D | 1.30 |
| Farmall, Combine 9, 10, 11..... | 1923-32 | F28 | | 1.30 |
| Farmall F12 & 12 series..... | 1932-34 | V95 | 37646D | 1.30 |
| Farmall I12, I14, O12, O14, W12, W14..... | 1934-39 | V137 | 3025QD | 1.40 |
| Farmall F12 & F14..... | 1934-39 | V137 | 28953D | 1.40 |
| Farmall W30, F30 & 30 Series T20..... | 1931-40 | V154 | 18764DA | 2.10 |
| WK40 & 40 Series T35, Fan..... | 1932-40 | V153 | 22705DA | 2.05 |
| Farmall H Fan & Water Pump..... | 1939-41 | V87 | 48032D | 1.30 |
| Farmall M..... | 1939-42 | V117 | | 1.50 |
| Farmall A & B..... | 1939-41 | V55 | 46869D | 1.05 |
| Combine #22..... | 1936-37 | V80 | | 1.75 |

MASSEY-HARRIS WALLIS

| | | | | |
|--|---------|------|--------|------|
| 25..... | 1925-33 | V80 | 31603A | 1.75 |
| 25 (Serial 73112 & 85001 & Up)..... | 1933-38 | V119 | 31956A | 1.95 |
| 25, Fan & Generator..... | 1933-38 | V112 | 32036H | 1.90 |
| Pacemaker, Challenger..... | 1936-38 | V119 | 31709A | 1.95 |
| Twin Power, Challenger, Pacemaker Fan & Gen..... | 1936-38 | V154 | 32035H | 2.10 |
| Plymouth Motor Fan & Generator..... | 1938-39 | V133 | 32324A | 1.60 |
| Twin Power 101 & Super 101..... | 1938-41 | V65 | 32322A | 1.25 |
| 101JR, 101JS, (101JR 1941)..... | 1939-40 | V83 | 32623A | 1.40 |

MINNEAPOLIS TWIN CITY

| | | | | |
|---|---------|------|--------|------|
| 20-35, 20-40..... | 1920-25 | F888 | | .95 |
| FT, FTA..... | 1925-31 | F889 | | 1.00 |
| 17-30, A & B, 24-42, 24-49, 27-44, 21-32..... | 1919-34 | F890 | | 1.00 |
| 12-20, 17-28..... | | F989 | | .82 |
| KT, KTA, Universal..... | | F769 | | .95 |
| JTD, JTO, JTV, JTS, JTI..... | 1934-37 | V95 | JE9181 | 1.30 |
| ZTU, ZTS, ZTN, RT, RTU..... | 1937-38 | V121 | RE684 | 1.35 |
| UTS, UTG, UDLX, UOPN..... | 1938-39 | V86 | KE964A | 1.30 |
| UTS..... | 1940-41 | V133 | KE964D | 1.60 |
| UTW 2 Pulley Drive..... | 1939 | V117 | KE964 | 1.50 |
| U Models Fan..... | 1940-41 | V83 | KE964A | 1.40 |

HART-PARR OLIVER

| | | | | |
|----------------------------------|---------|------|--------|------|
| 28-44, "44"..... | 1930-32 | V155 | | 2.50 |
| 18-28..... | 1930-36 | V108 | | 1.45 |
| 18-28 Standard Row Crop Fan..... | 1937-39 | V121 | C372 | 1.35 |
| 18-28 Standard Row Crop Gen..... | 1937-39 | V55 | C1257A | 1.05 |
| 70 Standard & Row Crop..... | 1937-39 | V137 | B372 | 1.40 |
| 80..... | 1930-40 | V119 | | 1.95 |

STANDARD V-BELT CROSS SECTION

| | | |
|---------------|---------------|---------------|
| | | |
| A | B | C |
| SIZE | SIZE | SIZE |
| 1/2 x 11/32" | 3/4 x 7/16" | 7/8 x 9/16" |
| Price Per Ft. | Price Per Ft. | Price Per Ft. |
| .80 | 1.35 | 2.45 |

LEATHER V BELTING



MAKE YOUR OWN FAN BELTS
FOR TRACTORS, COMBINES,
GRAIN LOADERS & TRUCKS.

BELTS MAY BE MADE TO ANY
LENGTH DESIRED.

JOINED WITH A METAL
COUPLING.

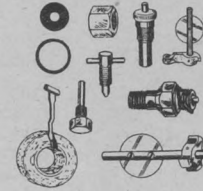
COUPLERS FOR LEATHER V-BELTING

| | | |
|------------|------------|------------|
| | | |
| A | B | C |
| SIZE | SIZE | SIZE |
| 1/2" | 21/32" | 7/8" |
| Price Each | Price Each | Price Each |
| .90 | 1.05 | 1.40 |

CARBURETOR REPAIR

K I T S

FOR ALL MAKES OF TRACTORS



ALLIS-CHALMERS

| Part No. | Tractor Model and Number | Carburetor Number | Price Each |
|----------|---|-------------------------------------|------------|
| CK20 | U & UC..... | U1750, U2043, U2212..... | \$ 5.94 |
| CK21 | B & C, with Old Type Governor Housing No. 207958..... | 212844, 212845..... | 5.00 |
| CK22 | B & C, with New Type Governor Housing No. 212943..... | 212844, 212845..... | 5.00 |
| CK23 | RC, with Old Type Governor Housing No. 207958..... | 206989, 208027, 209662, 209663..... | 5.21 |
| CK24 | RC, with New Type Governor Housing No. 212943..... | 206989, 208027, 209662, 209663..... | 5.21 |
| CK25 | WC, since 1939..... | 213348..... | 4.75 |
| CK26 | WC, to 1939, WF, W25..... | U3195, 205152..... | 5.21 |

JOHN DEERE

| | | | |
|------|---|-----------------------|------|
| CK30 | D, 39907 to 46767; 49774 to 109943..... | AD287R, AD411R..... | 2.75 |
| CK31 | D, 109944 and up..... | AC830R..... | 4.58 |
| CK32 | GP, Regular, 223803 and up..... | AC610R, AC999R..... | |
| | Wide Tread, 402040 and up..... | | 4.58 |
| CK33 | A-AN-AW, 410,000 to 487,999..... | AA200R..... | |
| | AR-AO, 250,000 to 259,999..... | AA580R..... | |
| | G-GN, 1,000 to 12,999..... | AF240R..... | 4.15 |
| CK34 | A-AN-AW, 488,000 and up..... | AA2498R, AA3154R..... | |
| | AR-AO, 260,000 and up..... | AA317R..... | 4.15 |
| CK35 | G-GM, 13,000 and up..... | AF731R..... | 4.15 |
| CK36 | B-BN-BW, 1,000 to 95,999..... | AB237R..... | |
| | BR-BO, 325,000 and up..... | | 4.00 |
| CK37 | B-BN-BW, 96,000 and up..... | AB2711R..... | 4.05 |
| CK38 | H-HN, 1,000 and up..... | AH523R..... | 3.25 |

FORD-FERGUSON

| | | | |
|------|--------------------------------------|--------------|------|
| CK45 | All models with Ferguson System..... | 9N9510A..... | 3.10 |
|------|--------------------------------------|--------------|------|

McCORMICK DEERING

| | | | |
|-------|--|---|------|
| CK1 | 15-30 TG50131 to TG73649..... | 4431DC..... | 5.77 |
| CK2 | 15-30 TG73650 to TG99925..... | 4431DD..... | 5.00 |
| CK3 | 15-30 TG99926M and up..... | 14973DBX (replacing 14973D, 14973DA, 17244D)..... | 5.00 |
| CK4 | Farmall QC15096 to QC66811..... | 14527D..... | |
| | 10-20 KC85974 to KC143517..... | 13069DE..... | 5.77 |
| CK5 | Farmall T66249 and up..... | 15896D, DA, 17243D, DA..... | |
| | 10-20 KC143518 and up..... | 15897D, 17242D..... | 5.00 |
| CK6A | F20 FA501 and up..... | 35539D, 21271DB..... | |
| | F30 FB1129 to FB28353..... | 20590DA, 21950DB..... | |
| | W30 WB501 and up..... | 20810DB, 29472D, 37449D, 37455D, 41752D, 38484D..... | 5.06 |
| CK7 | F12 FS3035 to 96764..... | 24707DE, 26322DD, 26719DD..... | |
| | F14..... | 29953DB, 29954D, DA, DB..... | 2.86 |
| CK8 | Farmall A & B, 501 to 61610..... | 52499DB, Throttle Body 53771D..... | 4.62 |
| CK9 | Farmall A & B, 61611 and up..... | 52499DB, Throttle Body 62181D..... | 4.56 |
| CK10 | H, Not High Compression..... | 45108DB..... | 2.42 |
| CK10H | H, High Compression..... | 50981DA..... | 2.53 |
| CK11 | M, Not High Compression, 501 to 27386..... | 47387DB, Throttle Body 6513DX..... | 2.53 |
| CK12 | M, Not High Compression, 27387 and up..... | 47387DB, Throttle Body 8867DX..... | 2.64 |
| CK13 | M, High Compression, 501 to 31601..... | 50983DB, Throttle Body 6513DX..... | 2.64 |
| CK14 | M, High Compression, 31602 and up..... | 50983DB, Throttle Body 8867DX..... | 2.64 |


MARVEL-SCHLEBLER

CARBURETORS

FOR

AUTOMOTIVE—PASSENGER
CARS AND TRUCKSFARM EQUIPMENT
TRACTORS, COMBINES, ETC.


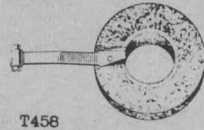
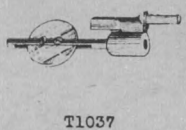


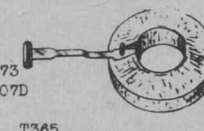

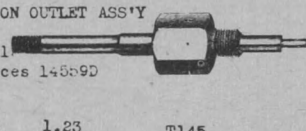

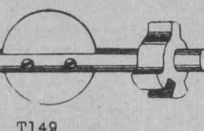
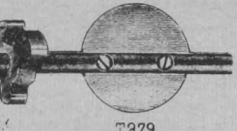
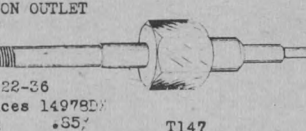

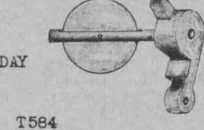
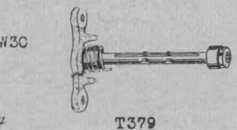
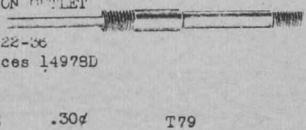

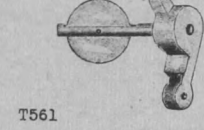
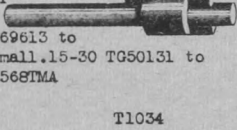
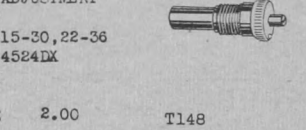
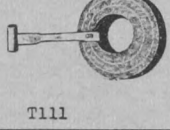


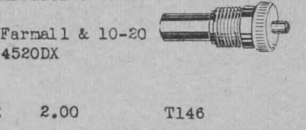
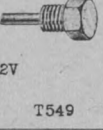
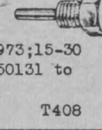


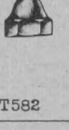

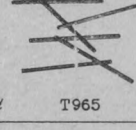





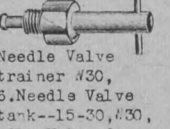
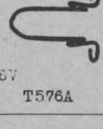




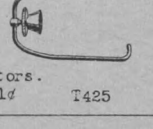

| STOCK NUMBER | MAKE AND MODEL | LIST PRICE |
|--------------|---|------------|
| MIF-1 | Chevrolet 6 - 1929-31..... | 16.45 |
| 2 | Ford A & B..... | 11.80 |
| 3 | 1" Universal Updraft..... | 16.95 |
| 4 | 1-1/4" Universal Updraft..... | 20.45 |
| 5 | 1-1/4" to 1-1/2" Universal Downdraft..... | 22.45 |
| 6 | 1-1/2" Universal Downdraft..... | 21.90 |
| 7 | Chevrolet 6 - 1932-42..... | 21.10 |
| 8 | Ford V-8 - 1932-33..... | 20.05 |
| 10 | Universal Downdraft Duplex..... | 24.90 |
| 11 | Ford V-8 - 1934-42 Duplex..... | 20.50 |
| 12 | Buick 40, 1934-37..... | 29.15 |
| 13 | Buick 40, 1938-39-40..... | 29.15 |
| 14 | Buick 60, 80, 90, 1936 - Early 1937..... | 29.15 |
| 15 | Buick 60, 80, 90, Late 1937, 1938-40..... | 29.15 |
| 16 | I.H.C. Truck, 1933-36 - Downdraft..... | 24.20 |
| 18 | Pontiac, 1935-42..... | 22.95 |
| 19 | Chrysler 6, 1942-47..... | 21.95 |
| 20 | Dodge 6, 1942-47..... | 21.95 |
| 21 | Plymouth 6, 1933-47..... | 21.95 |



C-2 SPECIAL SCHLEBLER CARBURETOR TO
FIT ALL TRACTORS EQUIPPED WITH
THE ROBIN MANIFOLD UNIT.....PRICE EACH.....\$18.25



CARBURETOR REPAIRS FOR ALL MAKES OF TRACTORS

McCORMICK DEERING IHC.

| | | | |
|---|---|--|---|
| <p>FLOAT VALVE ASS'Y Fits 15-30 TG73650 & up; All 22-36 (Fuel) Replaces 14545DAX</p>  <p>PRICE .42¢ T454</p> | <p>CARBURETOR FLOATS Fits 10-20 to KC69612 Replaces 16876</p>  <p>PRICE .48¢ T458</p> | <p>THROTTLE SHAFT ASS'Y Fits F12, W12 Replaces No. 24675DBX</p>  <p>PRICE .78¢ T1037</p> | <p>SUCTION OUTLET ASS'Y Fits 10-20 & Farmall Rep. 14556DA & 3668TMA</p>  <p>PRICE .85¢ T556</p> |
| <p>FLOAT VALVE ASS'Y (WATER) Fits 15-30 to TG73650 and up. Rep. 14511DAX 10-20 KC85974 & up</p>  <p>PRICE .42¢ T511</p> | <p>CARBURETOR FLOATS Fits 10-20 to KC85973 Replaces No. 14107D</p>  <p>PRICE .48¢ T365</p> | <p>THROTTLE SHAFT ASS'Y Fits F20, F30 Replaces No. 2074D & 21225</p>  <p>PRICE .94¢ T453</p> | <p>SUCTION OUTLET ASS'Y Fits 10-20 & Farmall Rep. 14556DA & 3668TMA</p>  <p>PRICE 1.23 T145</p> |
| <p>FLOAT VALVE ASS'Y Fits 15-30 TG50131 to TG73649 (water) 10-20 KC69613 to KC85973. Replaces No. 14110D & 3-613 PRICE .42¢ T411</p>  | <p>THROTTLE SHAFT ASS'Y Fits 15-30 TG73650 & up Rep. No. 14960DX PRICE .63¢ T149</p>  | <p>THROTTLE SHAFT ASS'Y Fits 22-26 Rep. 14976DX, 14977D PRICE .62¢ T279</p>  | <p>SUCTION OUTLET ASS'Y Fits 22-36 Replaces 14978D PRICE .65¢ T147</p>  |
| <p>FLOAT VALVE ASS'Y Fits F20, F30, W30 Replaces 20058DC</p>  <p>PRICE .42¢ T258</p> | <p>STARTING SHUTTER ASS'Y Fits 22-36 & 15-30. Rep. 14584DAY</p>  <p>PRICE .62¢ T584</p> | <p>STARTING SHUTTER ASS'Y Fits F20, F30, W30 Rep. 37944D</p>  <p>PRICE .95¢ T379</p> | <p>SUCTION OUTLET STEM ASS'Y Fits 22-36 Replaces 14978D</p>  <p>PRICE .30¢ T79</p> |
| <p>FLOAT VALVE ASS'Y Fits F12, W12 Rep. 29302DX40 Farmall M Rep. 47396-DX45</p>  <p>PRICE .42¢ T293</p> | <p>STARTING SHUTTER ASS'Y Fits 10-20 KC172094 & up Rep. 14561DAY</p>  <p>PRICE .62¢ T561</p> | <p>THROTTLE SHAFT & STOP ASS'Y Fits 10-20 KC69613 to KC85973 & Farmall. 15-30 TG50131 to TG73649. Rep. 5568TMA</p>  <p>PRICE 1.10 T1034</p> | <p>FUEL ADJUSTMENT SCREW Fits 15-30, 22-36 Rep. 14524DX</p>  <p>PRICE 2.00 T148</p> |
| <p>CARBURETOR FLOATS Fits 15-30, 22-36 Rep. 16877DX 145740X & 1167</p>  <p>PRICE .48¢ T111</p> | <p>STARTING SHUTTER ASS'Y Fits F12, F14, Rep. 25970DC</p>  <p>PRICE .80¢ T259</p> | <p>IDLING JET Fits W30, F30 Rep. 21214D</p>  <p>PRICE .30¢ T233</p> | <p>FUEL ADJUSTING SCREW fits Farmall & 10-20 Rep. 14520DX</p>  <p>PRICE 2.00 T146</p> |
| <p>FLOAT LEVER PIVOT Fits 15-30 22-36, 10-20 Rep. 14549D & 11182V</p>  <p>PRICE .14¢ T549</p> | <p>FLOAT LEVER PIVOT Fits 10-20 KC69613 to KC85973; 15-30 (water float) TG50131 to TG73648</p>  <p>PRICE .14¢ T408</p> | <p>STRAINER CAGE Fits 10-20, KC8594 & up. 15-30, TG50131 & up, 22-36. Rep. 178CVX</p>  <p>PRICE .76¢ T394</p> | <p>STRAINER CAGE NUT Fits 10-20 to KC69612 & after KC85973, 15-30 & 22-36 Rep. 14552D & 11184V</p>  <p>PRICE .14¢ T455</p> |
| <p>SUCTION STEM NUT Fits 10-20 KC69613 & up Rep. 14582D & 14090L</p>  <p>PRICE .08¢ T582</p> | <p>SUCTION STEM NUT fits Farmall 15357D</p>  <p>PRICE .14¢ T154</p> | <p>CARBURETOR FLOAT AXLE Fits F20, F30 & W30. Rep. 21211D</p>  <p>PRICE .09¢ T965</p> | <p>DRAIN COCK NEEDLE Fits 10-20, 15-30 22-36. Rep. 3654TM, 14590D</p>  <p>PRICE .14¢ T654</p> |
| <p>BUTTERFLY DISC Fits 10-20 & Farmall Rep. 14958D</p>  <p>PRICE .07¢ T153</p> | <p>BUTTERFLY DISC Fits F20, F30, & W30 Rep. 20741D</p>  <p>PRICE .57¢ T207</p> | <p>BUTTERFLY DISC Fits 15-30 & 22-36 Rep. 14977D</p>  <p>PRICE .07¢ T95</p> | <p>DRAIN PLUG ASSEMBLY Fits F20, F30, W30 Rep. 21231D</p>  <p>PRICE .42¢ T212</p> |
| <p>FUEL WATER VALVES fits in 3 places. Needle Valve for tank-Strainer W30, 15-30, 22-36. Needle Valve for water tank--15-30, W30, 22-36. Needle Valve for Gasoline Tank--22-36, W30, 15-30. Replaces No. 13195D & 17228 DR</p>  <p>PRICE .19¢ T195</p> | <p>FUEL ADJUST- MENT CARBUR/ ETOR Fits 10-20 15-30, 22-36 Rep. 14576D & 11186V</p>  <p>PRICE .08¢ T576A</p> | <p>SEDIMENT COCK GASKET Fits all makes of Tractors</p>  <p>PRICE .03¢ T131</p> | <p>SEDIMENT BOWL SCREEN Fits all makes of tractors</p>  <p>PRICE .12¢ T13DC</p> |
| <p>FUEL LINE SCREEN Fits 15-30, Rep. 10869</p>  <p>PRICE .14¢ T108</p> | <p>SEDIMENT BOWL Fits all makes of tractors</p>  <p>PRICE .10¢ T344</p> | <p>STRAINER BAIL ASS'Y 15-30, 10-20, 22-36 & all makes of tractors.</p>  <p>PRICE .11¢ T425</p> | <p>UNIVERSAL GAS STRAINER ASSEMBLY GS100</p>  <p>PRICE 1.30</p> |

BUY IN CANADA AND SAVE DELAY

MAGNETO




PARTS



THE MAGNETO IS THE HEART OF YOUR TRACTOR, AND WORN MAGNETO PARTS ARE OFTEN THE UNKNOWN CAUSE OF TROUBLE. KEEP YOUR MAGNETO IN FIRST CLASS CONDITION BY PERIODICAL OVERHAULING AND REPAIRING WITH OUR "PRECISION BUILT" PARTS. OUR PARTS ARE MADE BY RELIABLE, WELL ESTABLISHED MANUFACTURERS, AND ARE GUARANTEED AGAINST DEFECTIVE WORKMANSHIP AND MATERIAL UNDER ANY NORMAL USE AND SERVICE. THEY ARE GUARANTEED TO BE EQUAL TO OR BETTER THAN ORIGINAL EQUIPMENT.

AMERICAN BOSCH

MISCELLANEOUS PARTS



TM2



TM14



TM41



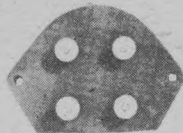
TM42



TM48



TM58



TM60



TM64



TM26



TM127



TM132

| PART NO. | REPLACES | MODEL | DESCRIPTION | PRICE EACH |
|----------|----------|-------|-------------|------------|
|----------|----------|-------|-------------|------------|

| | | | | |
|-------|--------|-----------------------------|------------------------------------|------|
| TM2 | B75779 | AT4,6,U1-2-4 DU 2-4,ZR-4 | Micarta Center Member..... | .82 |
| TM14 | B65967 | IC-200 & 400,DU,ZR | Impulse Member Spring..... | .70 |
| TM41 | B65972 | IC-200 & 400,DU,ZR | Arrester Weight (Pawl)..... | .60 |
| TM42 | B62503 | IC-200 & 400,DU,ZR | Compression Spring..... | .65 |
| TM48 | B62657 | DU 2, ZR4 | Bumper Spring..... | .14 |
| TM58 | B81927 | U4,Ed.1 & 2 | Distributor Gear and Disc..... | 3.80 |
| TM60 | B60858 | DU,ZR | Dist. Plate & Terminal Nuts..... | 5.45 |
| TM64 | B74730 | BA,DU,ZR | Magneto End Cap with Terminal..... | .75 |
| TM126 | B62182 | DU-4,ZR-4 | Distributor Shaft Bushing..... | 1.40 |
| TM127 | B9122 | DU-4,ZR-4 | Armature Gear..... | 1.00 |
| TM132 | B64132 | DU,ZR | Distributor Brush Holder..... | 1.25 |


MISCELLANEOUS PARTS



TM145



TM263



TM460



TM508



TM795-796-797



TM970-971



TM972



TM1040-1041

| PART NO. | REPLACES | MODEL | DESCRIPTION | PRICE EACH |
|----------|----------|-------|-------------|------------|
|----------|----------|-------|-------------|------------|

| | | | | |
|--------|--------|--------------------|------------------------------------|------|
| TM145 | B63805 | DU,ZR | Adjustable Cam Member..... | 3.05 |
| TM263 | B399 | DU,ZR,AT,U,MJA | Ball Bearing Insulating Ring..... | .02 |
| TM460 | B460 | DU,ZR,AT,U | Breaker Spring..... | .05 |
| TM508 | B400 | DU,ZR,U,MJA,AT | Ball Bearing Insulating Strip..... | .02 |
| TM795 | B65966 | IC-200 and 250 | Impulse Member Cam..... | .30 |
| TM796 | B79640 | IC-400,402,403,404 | Impulse Member Cam,Anti-Clk..... | .30 |
| TM797 | B79639 | IC-400,402,403,404 | Impulse Member Cam,Clock..... | .30 |
| TM970 | B9082 | DU-3-4, 41C | Conductor Rod..... | .70 |
| TM971 | B60594 | ZR | Conductor Rod..... | .70 |
| TM972 | B62197 | DU3,4 | Collector Brush Holder,Comp..... | 1.25 |
| TM1040 | B9157 | DU,ZR | Distributor Gear with Shaft..... | 3.75 |
| TM1041 | B62201 | DU,ZR | Dist.Gear with Brush Holder..... | 4.50 |

BRUSHES



| PART NO. | REPLACES | MODEL | DESCRIPTION | PRICE EACH |
|----------|----------|-------|-------------|------------|
|----------|----------|-------|-------------|------------|

| | | | | |
|------|-------|-------------------|------------------------------|-----|
| TM10 | 111 | DU,U6,ZR | Collector brush..... | .20 |
| TM11 | 464 | All Types | Interr. Ground Brush..... | .16 |
| TM12 | 9084 | DU,ZR | Distributor Brush..... | .13 |
| TM13 | 63910 | AB,AT,DU,ZR,U,FO | Ground Brush & Screw..... | .19 |
| TM14 | 66861 | AT-4-6,BA,FC,FA,F | Collector Brush..... | .17 |
| TM15 | 69365 | AT4-6 | Distributor Brush..... | .08 |
| TM16 | 78128 | U1-2-4 | Collector Brush..... | .16 |
| TM17 | 79075 | U4,FI-737-739 | Collector Brush..... | .08 |
| TM18 | 82876 | U4,Ed.4,MJA,MJB | Rotor Distributor Brush..... | .14 |
| TM38 | 63977 | AB,ZR,DU,FB,FBC | Ground Brush..... | .17 |
| TM39 | 82058 | U4,Ed.2,FI-737-9 | Collector Brush..... | .19 |
| TM40 | 82060 | U4,FI-731-6-8 | Collector Brush..... | .19 |

CONTACT POINTS



| PART NO. | MODEL | DESCRIPTION | PRICE EACH |
|----------|-------|-------------|------------|
|----------|-------|-------------|------------|

| | | | |
|-------------|--------------------|------------------------------------|------|
| TAB-62615 | All Old Types | Short Platinum Point..... | 2.30 |
| TAB-62616 | " | Long Platinum Point..... | 2.30 |
| TAB-63503T | " | Long Tungsten Point..... | .30 |
| TAB-63742T | " | Short Tungsten Point..... | .30 |
| TAB-64036 | " | Lever, (less Point), Clkw..... | 2.00 |
| TAB-74744 | All New Types | Lever, (less Point)..... | 1.00 |
| TAB-76861T | " | Long Tungsten Point..... | .48 |
| TAB-77805 | " | Long Platinum Point..... | 2.30 |
| TAB-78359 | " | Short Platinum Point..... | 2.30 |
| TAB-79199T | " | Short Tungsten Point..... | .48 |
| TAB-82840 | U4,Ed.2 & 4,U6,ZEV | Lever, (less Point), Clkw..... | 1.00 |
| TAB-82841 | U4,Ed.2 & 4,U6,ZEV | Lever, (less Point), Anti-Clk..... | 1.00 |
| TAB-LE-522T | MJA,MJB | Lever with Tungsten Point..... | .96 |
| TAB-LE-524T | MJC | Lever with Tungsten Point..... | .81 |
| TAB-BK-525T | MJA-MJB | Bracket with Tungsten Point..... | .48 |
| TAB-BK-529T | MJC | Bracket with Tungsten Point..... | .85 |
| B-LE-5236 | MJC Type C | Lever with Point..... | .70 |
| B-BK-566 | MJC Type C | Bracket with Tungsten Point..... | .96 |

SEND YOUR MAGNETO IN TO US TO BE OVERHAULED AND PUT IN

A-1 CONDITION FOR HALF THE USUAL COST.

AMERICAN BOSCH

CONDENSERS.



COLLECTOR RINGS



WINDINGS



| PART NO. | MODEL | PRICE EACH | PART NO. | MODEL | PRICE EACH | PART NO. | REPLACES | MODEL | PRICE EACH |
|------------|--|------------|----------|---------------------------|------------|----------|----------|---------------------------|------------|
| TB-70162 | AB,AT,BA,FC,FBC,FO,FX,ZEV | 2.60 | TB-60097 | FB2,FX1,Ed.22,FX2,ZEV | 3.25 | TM-733 | 73360 | DU,ZR..... | 7.90 |
| TB-72484 | DU,ZR,B,2 holes in ground | 2.80 | TB-60269 | DU2, U2 | 3.15 | TM-747 | 74792 | AT-4,AT-6..... | 7.80 |
| TB-77820 | U-1,2,4,736,F1-731,738-no ground(3 prongs on 1 side) | 2.90 | TB-66813 | AB-33,AT,AT6,FBI,FO,FXL | 2.85 | TM-778 | 77803 | U1-2-4..... | 7.90 |
| TB-80321 | U-6 Ed.1 only with ground | 2.75 | TB-77060 | BAL,DUI | 2.85 | TM-259 | 2594 | AB-33,BA,BAL,BAM,BAO,ZA.. | 7.80 |
| TB-81144 | S-Ed.1 | .75 | TB-77706 | DU3,4,6,U1,ZR4,ZR6,F1-736 | 3.05 | TM-794 | 79444 | U6..... | 7.90 |
| TB-CW-522 | MJA | .65 | TB-77779 | U4,Ed.1,2,3,F1-737,F1-739 | 3.20 | | | | |
| TB-CW-524 | MJB-4A-6A | .55 | TB-79359 | U6,Ed.1 | 2.15 | | | | |
| TB-CW-527 | MJC | .55 | TB-82368 | U4,Ed.4 | 1.70 | | | | |
| TB-CW-5210 | MJA 4B,4C,6 | .55 | | | | | | | |


SAVE AS MUCH AS FORTY TO FIFTY PERCENT BY PURCHASING SUPERIOR LINES. WE INVITE COMPARISON.

ROBERT BOSCH

MISCELLANEOUS PARTS



CONTACT POINTS



| PART NO. | MODEL | DESCRIPTION | PRICE EACH |
|--------------|-----------|-------------------------------------|------------|
| TRB-ZKV-3/3 | All Types | Long Platinum Point..... | 2.30 |
| TRB-ZKV-3/3T | " | Long Tungsten Point..... | .30 |
| TRB-ZKV-9/3 | " | Short Platinum Point..... | 2.30 |
| TRB-ZKV-9/3T | " | Short Tungsten Point(NY-514/3)..... | .30 |
| TRB-ZUH-6/1 | " | Lever, Less Point..... | 1.20 |

| PART NO. | REPLACES | MODEL | DESCRIPTION | PRICE EACH |
|----------|------------|----------------------|-----------------------------------|------------|
| 7D | B-ZNS 1/1 | FU,C-25-25A-27-85-87 | Micarta Intermediate Disc..... | .78 |
| 44 | B-ZMF 28/1 | CL15,CL25 | Catch Plate..... | .38 |
| 143 | B-WLB 1/1 | FF4-6-FU | Distributor Gear Bushing..... | 1.90 |
| 144 | B-ZMB 6/1 | FR | Distributor Gear Bushing..... | 2.75 |
| 587 | B-ZBF 9/1 | FF,FU,FR,DU | Breaker Spring..... | .05 |
| 969 | B-ZKX 1/2 | C25,25A,27,85,87 | Pawl..... | .62 |
| 973 | B-ZZR 1/2 | FU4,4A-4B,FF4 | Armature Gear..... | .95 |
| 974 | B-ZZR 22/1 | FU4,4A-4B,FF4 | Distributor Gear and Shaft..... | 3.55 |
| 975 | B-ZVT 2/4 | FU4 Brush Type | Distributor Brush Holder..... | 2.85 |
| 976 | B-ZVS1/2 | FU4,FF4-4A | Distributor Plate Brush Type.... | 6.15 |
| 977 | B-ZVS 19/1 | FU4,FF4,4A | Distributor Plate-Jump Spark Type | 6.15 |

Items not listed may be ordered by original part number, or a description of the parts needed, with magneto model. We endeavour to supply unlisted parts at the best possible prices. As many tractors have had the magnetos changed please state the make and model of the magneto.

BRUSHES



| PART NO. | REPLACES | MODEL | DESCRIPTION | PRICE EACH |
|----------|-----------|-----------------------------|--------------------------|------------|
| TM7 | WSK2/1 | FF,FU,ZR,ZU | Distributor Brush..... | .14 |
| TM8 | WSK29/1 | FF,FU,FR, FU6B,FA,FU4A,FU4B | Collector Brush..... | .14 |
| TM9 | WSK13/2 | ZU,ZR,Z | Distributor Brush..... | .16 |
| TM33 | K-2/2856 | ZU,ZR,Z | Collector Brush..... | .32 |
| TM34 | K-57/2568 | | Use B/WSK-13/2..... | |
| TM35 | WSK 9/1 | FF,FU,FR,DU | Interr.Ground Brush..... | .14 |
| TM37 | WSK-11/1 | FR,FU,ZR,ZU | Ground Brush..... | .22 |

CONDENSERS.



COLLECTOR RINGS



WINDINGS



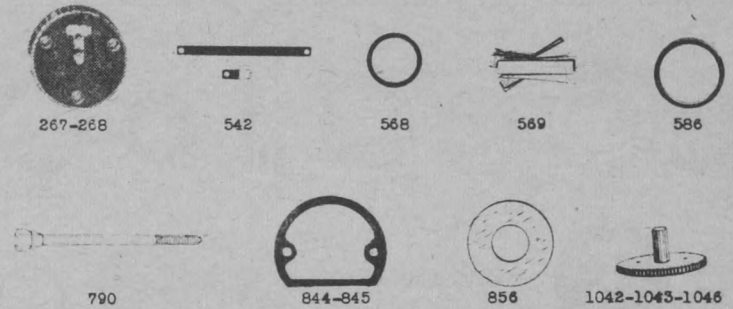

| PART NO. | MODEL | PRICE EACH | PART NO. | MODEL | PRICE EACH | PART NO. | REPLACES | MODEL | PRICE EACH |
|--------------|---------------------|------------|-------------|-----------------|------------|----------|---------------|------------------|------------|
| TB-WZ-11192 | DU4,ZU,ZR Dual..... | 6.70 | TB-ZSL-6/1 | FR4,FR4A..... | 1.90 | TM-27/8 | B-ZA-27279/8 | ZR4/6 Long | 9.45 |
| TB-ZA-29453 | DU6,DR4 Mica..... | 10.00 | TB-ZSL-10/1 | FU4A,FU6..... | 1.90 | | | ZU4 Dual | |
| TB-ZKO-6/11 | FU,ZU-4..... | 5.50 | TB-ZSL-17/1 | FR6..... | 2.45 | TM-27/12 | B-ZA-27279/12 | ZU,ZR,2-SFK..... | 11.40 |
| TB-ZKO-10/11 | FR4,FR6, Mica..... | 7.70 | TB-1-973 | ZU,ZR,Dual..... | 2.35 | | | Dual | |
| TB-ZKO-6/16 | Use ZKO 6/11..... | 5.50 | | | | TM-10/11 | B-ZAK-10/11 | FU-4-6..... | 9.45 |
| TB-ZKO-33/15 | FU..... | 3.15 | | | | TM-4/11 | B-ZAK 4/11 | FR-4-5-6..... | 12.60 |

WE ARE THE CANADIAN SUPPLY HOUSE FOR MAGNETO PARTS

EISEMANN

MISCELLANEOUS PARTS

MISCELLANEOUS PARTS



| PART NO. | REPLACES | MODEL | DESCRIPTION | PRICE EACH |
|----------|----------|------------------|-------------------------------|------------|
| 8D | E13977 | I.S.2-3-4 | Floating Disc 1/2"thick..... | .90 |
| 20D | E17874 | I.S.5-6 | Floating Disc 7/16"thick..... | .90 |
| 26D | E21279 | I.S.5-6 | Floating Disc 7/16"thick..... | .85 |
| 53 | E13488 | G,GS4,VGS,GV4 | Dist.Shaft Bushing..... | 1.40 |
| 55 | E21950 | GV4 | Dist.Plate..... | 3.55 |
| 56 | E20301 | G4,Ed.3 | Dist.Plate..... | 4.25 |
| 57 | E20340 | GS4,Ed.3 | Dist.Plate..... | 3.90 |
| 85 | E13502 | GN-6 | Dist.Disc..... | 1.90 |
| 138 | E20284 | G,GN,GS,VGS | End Cap..... | .95 |
| 139 | E21397 | GL,GV,Anti-Clkw. | End Cap & Switch..... | 1.05 |
| 139A | E21035 | GL,GV | End Cap..... | .95 |
| 140 | E21105 | GL,GV | Breaker, Clockwise..... | 5.30 |
| 140A | E21106 | GL,GV | Breaker, Anti-Clockwise..... | 5.30 |
| 219 | E17857 | All Models | Pawl..... | .42 |

| PART NO. | REPLACES | MODEL | DESCRIPTION | PRICE EACH |
|----------|----------|------------------|----------------------------------|------------|
| 267 | E21148 | GS,GL,GV | Dist.Disc..... | 1.40 |
| 268 | E9405 | G4-Ed.2 | Dist.Disc..... | 1.90 |
| 475 | E9475 | All Models | Oil Wick & Spring..... | .14 |
| 542 | E13539 | All Models | Break Spring Set..... | .14 |
| 568 | E3568 | All Models | Ball Bearing Insulating Ring.... | .04 |
| 569 | E3569 | All Models | Ball Bearing Insulating Strip... | .04 |
| 586 | E6521 | All Models | Timing Lever Gasket..... | .07 |
| 790 | E3790 | All (Except GV.) | Screw,Breaker to Armature..... | .18 |
| 844 | E21345 | GV4 | Dist.Plate Gasket..... | .06 |
| 845 | E20309 | G4-Ed.3 | Dist.Plate Gasket..... | .06 |
| 856 | E6521 | All Models | Armature Drive Belt..... | .07 |
| 1042 | E12420 | GS4,GS4,VGS | Dist. Gear..... | 2.85 |
| 1043 | E21091 | GL4,GV4 | Dist. Gear..... | 2.85 |
| 1046 | E9459 | G4,Ed.2 | Dist. Gear..... | 3.10 |

CONTACT POINTS



| PART NO. | MODEL | DESCRIPTION | PRICE EACH |
|-----------|-------------------|---|------------|
| TE-6806 | EA,ED,EM | Short Screw with Platinum Point..... | 2.30 |
| TE-6806T | EA,ED,EM | Short Screw with Tungsten Point..... | .48 |
| TE-6809 | G,GS, GV,GN,GR,GL | Long Screw with Platinum Point..... | 2.30 |
| TE-9466 | GA4,GR4,G4,GS4 | Breaker Spring with Platinum Point..... | 2.40 |
| TE-9466T | GA4,GR4,G4,GS4 | Breaker Spring with Tungsten Point..... | .75 |
| TE-13536 | GS,G,GN | Lever with Platinum Point Clkw..... | 3.70 |
| TE-13537 | GS,G,GN | Lever with Platinum Point Anti-Clk..... | 3.70 |
| TE-13647 | All Types | Platinum Rivet for Lever..... | 2.30 |
| TE-17916T | All Types | Long Screw,Tungsten Point..... | .43 |
| TE-17917T | All Types | Tungsten Rivet for Breaker Lever..... | .43 |
| TE-17927T | GS,G,GN | Lever with Tungsten Point, Clkw..... | 1.70 |
| TE-17941T | GS,G,GN,VGS | Lever, Tungsten Point Anti-Clk..... | 1.70 |
| TE-21107T | GV,GL,GLF | Lever Tungsten Point, Clkw..... | 1.70 |
| TE-21108T | GV,GL,GLF | Lever, Tungsten Point, Anti-Clk..... | 1.70 |
| TE-21112 | GV,GL,GLF | Lever, Platinum Point, Clkw..... | 5.00 |
| TE-21113 | GV,GL,GLF | Lever, Platinum Point, Anti-Clk..... | 4.75 |
| TE-22461 | RT Series | Lever, Platinum Point..... | 4.25 |
| TE-22462 | RT Series | Bracket, Platinum Point..... | 4.25 |
| TE-22463 | RT Series | Screw for Bracket, Platinum Point..... | 2.60 |
| TE-22525 | CT,CM | Lever, Platinum Screw..... | 5.30 |
| TE-22535T | CT,CM | Bracket, Tungsten Point..... | .85 |
| TE-22878T | RC,RT Series | Bracket, Tungsten Point..... | 1.30 |
| TE-22880T | RC,RT Series | Lever, Tungsten Point..... | 1.85 |
| TE-22887T | RC,RT Series | Screw for Bracket, Tungsten Point..... | .53 |

BRUSHES



| PART NO. | REPLACES | MODEL | DESCRIPTION | PRICE EACH |
|----------|----------|-------------------|--------------------------------|------------|
| TM-1 | 9132 | G,GL,GN,GV,GS4 | Breaker Ground Brush..... | .14 |
| TM-2 | 9462 | G4,GA4,GN | Distributor Brush..... | .08 |
| TM-3 | 9463 | G4,GA4,GN,GNS,GNG | Collector Brush..... | .08 |
| TM-4 | 9789 | G4,GS4,GV4,GL | Grounding Brush..... | .20 |
| TM-5 | 9922 | GS4,GS6 | Distributor Brush..... | .08 |
| TM-6 | 21062 | GV,GL4,RC | Coll. & Distributor Brush..... | .08 |
| TM-30 | 20287 | G,GN,VGS | End Cap Brush..... | .32 |
| TM-31 | 21037 | GV,GL | End Cap Brush..... | .32 |
| TM-32 | 13526 | G4,Ed.2-GS | End Cap Brush..... | .32 |

MAGNETO SERVICE

SEND YOUR MAGNETO IN TO US
TO OVERHAUL AND PUT IN A-ONE

CONDITION FOR HALF THE USUAL COST



ALL OUR MAGNETO PARTS ARE SUBJECTED TO A TRIPLE TEST BY OUR MANUFACTURER'S BEFORE SHIPMENT, CONSEQUENTLY WE GUARANTEE THEM TO BE EQUAL TO, OR BETTER THAN THE ORIGINAL EQUIPMENT.

CONDENSERS.

COLLECTOR RINGS

WINDINGS




| PART NO. | MODEL | PRICE EACH | PART NO. | MODEL | PRICE EACH | PART NO. | REPLACES | MODEL | PRICE EACH |
|----------|---------------------------|------------|----------|------------------------|------------|----------|--------------|---------------------|------------|
| TE-9386 | Mica less cover G,GN..... | 6.40 | TE-9391 | G4,Ed.2,GS4..... | 1.90 | TM-945 | 9456 & 20700 | G4,GN6,GA4,GR4..... | 8.80 |
| TE-13907 | GS,GV,GL,VGS-Mica..... | 5.25 | TE-9520 | GN..... | 1.90 | TM-207 | 20714 | GS,GV,GL,VGS..... | 8.80 |
| TE-22638 | CT,CM..... | 2.10 | TE-13438 | GS4,GS4/2,GS4,VGS..... | 1.90 | | | | |
| TE-22910 | RC,RT..... | 1.35 | TE-13493 | GS1..... | 1.90 | | | | |
| | | | TE-13979 | GS2..... | 2.45 | | | | |
| | | | TE-21024 | GV,GL..... | 1.90 | | | | |
| | | | TE-21358 | GL1,GL2,GLF1,GLF2..... | 1.90 | | | | |
| | | | TE-21540 | GL4,GL2H..... | 1.90 | | | | |

PRECISION MAGNETO PARTS


IHC MAGNETOS

MISCELLANEOUS PARTS FOR E4A.




| PART NO. | REPLACES | DESCRIPTION | PRICE EACH |
|----------|------------|---------------------------------|------------|
| TM5A | E4A-5AX | Triangular Plate & Bearing..... | 5.00 |
| TM40 | E4A-460 | Snubber Spring..... | .35 |
| TM43 | E4A-304 | Breaker-Complete..... | 2.10 |
| TM45 | E4A-459 | Impulse Spring..... | .30 |
| TM49 | E4A-555 | Breaker Spring Set..... | .14 |
| TM100 | E4A-419 | Impulse Cam Member..... | 1.90 |
| TM112 | E4A-237AX | Breaker Cam..... | 1.60 |
| TM124 | E4A-262 | Lock Nut for Breaker Point..... | .04 |
| TM125 | E4A-265X | Dist. Disc..... | 1.10 |
| TM146 | E4A-14877D | Impulse Spring..... | .13 |
| TM171 | E4A-11071D | Cushion Spring..... | .06 |
| TM190 | 18055 | Impulse Member..... | 1.90 |
| TM203 | E4A-302 | Breaker Housing Gasket..... | .05 |
| TM204 | H-204 | Drive and Plate..... | 1.90 |
| TM207 | E4A-207 | Armature Pinion..... | .85 |
| TM229 | E4A-229 | Breaker Screw..... | .09 |
| TM231 | E4A-231 | Dist. Shaft Bushing..... | .18 |
| TM240 | E4A-440 | Pawl..... | .30 |

MISCELLANEOUS PARTS FOR E4A.



| PART NO. | REPLACES | DESCRIPTION | PRICE EACH |
|----------|----------|--------------------------------------|------------|
| TM261 | E4A-261 | Ball Bearing Insulating Strip..... | .02 |
| TM263 | E4A-263 | Ball Bearing Insulating Ring..... | .02 |
| TM270 | E4A-270A | Dist. Block..... | 1.60 |
| TM284 | E4A-284A | Breaker Housing..... | .80 |
| TM320 | E4A-320 | Dist. Thumb Nut..... | .06 |
| TM327 | E4A-266A | Dist. Gear..... | 3.00 |
| TM522S | E4A-546 | Breaker Arm Screw..... | .04 |
| TM524 | E4A-549 | Stationery Point Support Screw..... | .05 |
| TM525 | E4A-536 | Breaker Arm Bushing..... | .07 |
| TM533 | E4A-541A | Cap Spring with Cap..... | .07 |
| TM541 | E4A-541 | Spring Breaker Post to Armature..... | .04 |
| TM547 | E4A-547 | Stationery Point Support..... | .22 |
| TM548 | E4A-548 | Insulators..... | .03 |
| TM682 | E4A-570 | Cap Rivet, Felt & Washer..... | .02 |
| TM684 | E4A-684 | Rubbing Block..... | .09 |
| TM915 | 7227T | Coupling Blk..... | .60 |
| TM962 | 7883T | Coupling Blk..... | .65 |

MISCELLANEOUS PARTS FOR F4, F6



| PART NO. | REPLACES | MODEL | DESCRIPTION | PRICE EACH |
|----------|-----------|--------|----------------------------------|------------|
| TM54 | | F4 & 6 | Impulse Driving Disc..... | 1.18 |
| TM213 | H21364DAY | F4 | Secondary Lead Out & Spring..... | .90 |
| TM240 | H-240 | F4 | Pawl..... | .30 |
| TM262 | H-2549DX | F4 & 6 | Breaker Housing Cover..... | .60 |
| TM356 | 21356DY | F4 | Dist. Disc..... | 1.35 |
| TM3838 | 21358D | F4 | Dist. Disc Pins..... | .04 |
| TM843 | | F4 | Secondary Lead Out Spring..... | .03 |
| TM855 | 21440D | F4 | Lead Out Tube..... | .04 |
| TM1039 | 21339D | F4 | Dist. Motor Pinion..... | .90 |
| TM1044 | 21360DX | F4 | Dist. Gear..... | 2.65 |
| TM1045 | 21344DAY | F4 | Dist. Block..... | 1.70 |
| TM1073 | 27657D | F6 | Dist. Disc..... | 2.05 |
| TM40 | E4A-460 | F4 | Snubber Spring..... | .35 |
| TM45 | E4A-459 | F4 | Impulse Spring..... | .30 |

CONTACT POINTS



| PART NO. | DESCRIPTION | PRICE EACH |
|----------------|---|------------|
| TH-476 | Lever, Less Contact (Old Style)..... | 1.35 |
| TH-476N-IP | Lever, Less Contact Screw (E4A-558X)..... | .90 |
| TH-487T | Short Tungsten Screw (E4A-552X) (E4A-259-552X)..... | .23 |
| TH-488T | Long Tungsten Screw (E4A-258-258Y)..... | .23 |
| TH-21373DAY-14 | Lever with Tungsten Point & Spring F4 & F6.... | .80 |
| TH-21388DXT | Stationary Contact with Tungsten Point F4-F6.. | .30 |
| TH-47431-PA-6 | Arm with Tungsten Point-Mod. H..... | 1.00 |

BRUSHES



| PART NO. | REPLACES | MODEL | DESCRIPTION | PRICE EACH |
|----------|-----------|-------|--|------------|
| TM22 | E4A-554X | E4A | Ground Brush..... | .10 |
| TM23 | E4A-594X | E4A | Distributor Brush..... | .07 |
| TM24 | 21350DX | F4 | Dist. Brush Inductor Type..Use TM27..... | |
| TM25 | 21463DX | F6 | Distributor Brush..... | .12 |
| TM27 | 32032DX | F4 | Distributor Brush..... | .08 |
| TM41 | E4A-216X | E4A | Ground Brush & Holder..... | .15 |
| TM42 | E4A-333AX | E4A | Short Circuit Brush..... | .15 |

IHC MAGNETOS^{J&D}

COLLECTOR RINGS



| PART NO. | MODEL | PRICE EACH |
|-------------------------|----------|------------|
| INTERNATIONAL HARVESTER | | |
| TB-102 | E4A..... | 1.35 |

CONDENSERS.



| PART NO. | MODEL | PRICE EACH |
|-----------|------------------------------------|------------|
| TH-254 | E4A (Mica condenser only)..... | 4.25 |
| TH-287A | E4A (Mica Ass'y) cover & insul.... | 5.00 |
| TH-287P | E4A (Paper Type)..... | 1.65 |
| TH-21409D | F4-F6 (Complete)..... | .68 |


WINDINGS



| PART NO. | REPLACES | MODEL | PRICE EACH |
|----------|----------|------------|------------|
| TM-124 | 21401LD | F4,F6..... | 9.75 |
| TM-32P | 329A | E4A..... | 8.70 |

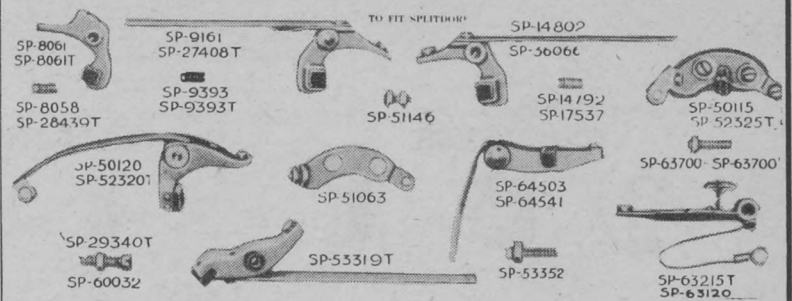
DIXIE SPLITDORF

MISCELLANEOUS PARTS



| PART NO. | REPLACES | MODEL | DESCRIPTION | PRICE EACH |
|----------|----------|-----------|--|------------|
| TM-8S | SP-3495 | All | Rotor Shims .003,.005,.007..... | .01 |
| TM-11S | SP-3496 | All | Rotor Shims .003,.005,.007..... | .01 |
| TM-27 | SP-8104 | All | Breaker Spring..... | .12 |
| TM-46 | SP-9366 | All | Dist. Disc..... | 1.80 |
| TM-51 | SP-9431 | All | Cam R. H..... | .95 |
| TM-52 | SP-9432 | All | Cam L. H..... | .95 |
| TM-62 | SP-14725 | 46C & 46T | Dist. Block 2 Cylinder..... | 4.15 |
| TM-62A | SP-9080 | 46C & 46T | Dist. Block 4 Cylinder..... | 4.15 |
| TM-63 | SP-2152R | All | Timing Plate..... | .18 |
| TM-81 | SP-8695 | 46C & 46T | Safety Gap Holder..... | .80 |
| TM-110 | SP-27974 | 46C & 46T | Impulse Spring..... | .13 |
| TM-141 | SP-18636 | 46C & 46T | Impulse Member..... | 1.90 |
| TM-142 | SP-18495 | 46C & 46T | Cam Member..... | 1.90 |
| TM-171 | SP-27910 | 46C & 46T | Cushion Spring..... | .06 |
| TM-177 | SP-8707 | 46C & 46T | Distributor Gear..... | 2.40 |
| TM-189 | SP-8559 | 46C & 46T | Distributor Pinion..... | 1.08 |
| TM-206 | SP-28429 | 46C & 46T | Contact Screw Bracket Small Point..... | 1.20 |
| TM-206A | SP-28487 | 46C & 46T | Contact Screw Bracket Large Point..... | 1.20 |
| TM-704 | SP-18669 | 46C & 46T | Stop Lug..... | .07 |
| TM-963 | SP-9603 | 46C & 46T | Primary Lead..... | .18 |
| TM-968 | SP-18664 | 46C & 46T | Pawl Stud..... | .09 |
| TM-1035 | SP-8873 | 46C & 46T | Ground Stud..... | .10 |
| TM-1213M | SP-28463 | 46C & 46T | Mica Gap Protector..... | .45 |

CONTACT POINTS



| PART NO. | MODEL | DESCRIPTION | PRICE EACH |
|------------|-----------------------|------------------------------|------------|
| TSP-8058 | 46C, 246C, 462C, 469C | Screw, Platinum Point..... | 2.30 |
| TSP-8061 | 441 & Older | Lever, Platinum Point..... | 3.35 |
| TSP-8061T | 441 & Older | Lever, Tungsten Point..... | 1.28 |
| TSP-9161 | 46C, 246C, 462C, 496C | Lever, Platinum Point..... | 3.50 |
| TSP-9393 | 441 & Older | Screw, Platinum Point..... | 2.30 |
| TSP-9393T | 441 & Older | Screw, Tungsten Point..... | .48 |
| TSP-14792 | 46T, 246T, 462T, 648T | Screw, Platinum Point..... | 2.30 |
| TSP-14802 | 46T, 246T, 462T, 648T | Lever, Platinum Point..... | 3.60 |
| TSP-17537T | 46T, 246T, 462T, 648T | Screw, Tungsten Point..... | .45 |
| TSP-27408T | 46C, 246C, 462C, 469C | Lever, Tungsten Point..... | 1.02 |
| TSP-28439T | 46C, 246C, 462C, 469C | Screw, Tungsten Point..... | .45 |
| TSP-29340T | SS | Screw, Tungsten Point..... | .55 |
| TSP-36066T | 246T, 462T, 46T, 648T | Lever, Tungsten Point..... | 1.02 |
| TSP-50115 | S2 & 4 | Bracket, Platinum Point..... | 4.30 |
| TSP-50120 | S2, S4, NS | Lever, Platinum Point..... | 4.80 |
| TSP-51063T | S | Bracket, Tungsten Screw..... | 2.50 |
| TSP-51146 | NS | Screw, Platinum Point..... | 2.30 |
| TSP-51151T | NS | Screw, Tungsten Point..... | .58 |
| TSP-52320T | 18-2, S4, NS2, NS4 | Lever, Tungsten Point..... | 2.65 |
| TSP-52325T | S2, S4 | Bracket, Tungsten Point..... | 1.70 |
| TSP-53319 | K, JK, H, R | Lever, Platinum Point..... | 6.20 |
| TSP-53352 | M, JK | Screw, Platinum Point..... | 2.30 |
| TSP-60032T | SS-O-2-4-6 | Screw, Tungsten Point..... | .47 |
| TSP-63215 | SS-O-2-4-6 | Lever, Platinum Point..... | 4.40 |
| TSP-63215T | SS-O-2-4-6 | Lever, Tungsten Point..... | 2.30 |
| TSP-63700 | B2, B4, B6 | Screw, Platinum Point..... | 2.30 |
| TSP-63700T | B2, B4, B6 | Screw, Tungsten Point..... | .47 |
| TSP-64503T | B2, B4, B6 | Lever, Tungsten Point..... | 2.50 |
| TSP-64541 | B2, B4, B6 | Lever, Platinum Point..... | 4.40 |
| TSP-51226T | CD | Lever & Bracket..... | 1.25 |

CONDENSERS.



| PART NO. | MODEL | PRICE EACH |
|----------|--|------------|
| TS-4218 | S12 (Mica)..... | 1.50 |
| TS-8073 | 246, 441, 443T, 447, 462, 40, 44, 46, Mica.... | 2.65 |
| TS-8429C | 46C, 46T, 246C, 246T, 448, 449, 462C, Mica.... | 2.65 |
| TS-50140 | S2, 4, SPl, SPO (Mica)..... | 2.65 |
| TS-51126 | NS4, NS2, (Mica)..... | 2.65 |
| TS-62060 | SS4, 6, SSO, Mica..... | 4.50 |
| TS-63540 | B2, 4, 6, (Mica)..... | 4.50 |

BRUSHES



| PART NO. | REPLACES | MODEL | DESCRIPTION | PRICE EACH |
|----------|----------|-------------------------------|--------------------------|------------|
| TM-19 | 9433 | 46C, 246C, 246T, 462C | Dist. & Coll. Brush..... | .07 |
| TM-20 | 9573 | 441 | | |
| TM-21 | 9939 | 441, 448, 449, 648, 648T, 649 | Dist. Brush..... | .17 |

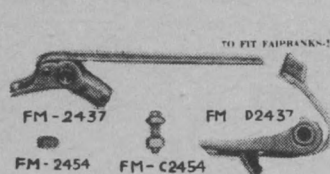
WINDINGS



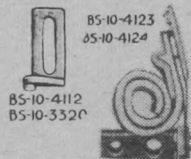
| PART NO. | REPLACES | MODEL | PRICE EACH |
|----------|--------------|-----------------------|------------|
| TM-869 | 8696 & 36034 | 46C, 46T, & 246T..... | 6.80 |

PARTS FOR MISCELLANEOUS MAGNETOS

CONTACT POINTS



TO FIT BENDIX SCINTILLA



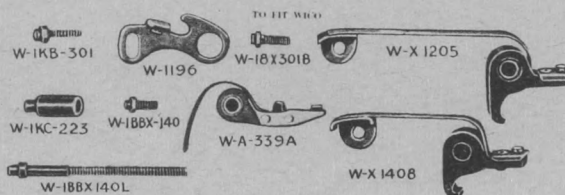
FAIRBANKS-MORSE

| | | | |
|--------------|---------------------|--------------------------------|------|
| TFAIR-2437T | R1-R2 | Lever with Tungsten Point..... | 1.45 |
| TFAIR-D2437T | DRV-2 All Types | Lever, Tungsten Point..... | 1.45 |
| TFAIR-P2437T | FM All types | Lever, Tungsten Point..... | 1.12 |
| TFAIR-2454T | R1, R2 | Screw, Tungsten Point..... | .40 |
| TFAIR-C2454T | DR-2, RV, All Types | Screw, Tungsten Point..... | .43 |
| TFAIR-E2454T | FM All Types | Screw, Tungsten Point..... | .40 |
| TFAIR-G2454T | FMJ | Contact Bracket, Clkw..... | .48 |

BENDIX SCINTILLA

| | | | |
|--------------|----|----------------------------------|------|
| TBS-10-4112 | C4 | Bracket with Platinum Point..... | 3.80 |
| TBS-10-4124 | C4 | Lever with Platinum Point..... | 5.25 |
| TBS-10-3320F | C4 | Bracket with Tungsten Point..... | .55 |
| TBS-10-4123T | C4 | Lever with Tungsten Point..... | 1.00 |

CONTACT POINTS



WICO

| | | | |
|---------------|---------------|---------------------------|------|
| TW-112-X502T | KK | Breaker Points, Comp..... | 1.90 |
| TW-1KB-301T | KK | Screw..... | .57 |
| TW-1KC-223T | KK | Stud..... | .57 |
| TW-1BBX-140T | B | Short Screw..... | .98 |
| TW-1BBX-140LT | B | Long Screw..... | 1.45 |
| TW-18-X301BT | H | Screw..... | .57 |
| TW-A-339AT | LD Series | Lever..... | 2.15 |
| TW-1196 | A & AP Series | Bracket..... | .80 |
| TW-X1408T | A Series | Lever..... | 1.70 |
| TW-X1205 | AP Series | Lever..... | 1.70 |

BRUSHES

FAIRBANKS-MORSE

| | | | | |
|-------|-------|----------|----------------------|-----|
| TM-28 | A2460 | R-1 | Collector Brush..... | .24 |
| TM-29 | A2462 | R-1, R-2 | Ground Brush..... | .24 |

CONDENSERS.



APOLLO

| | | |
|---------|-------------------------------------|------|
| TA-420C | All Types (mica & Metal Cased)..... | 5.60 |
|---------|-------------------------------------|------|

FAIRBANKS-MORSE

| | | |
|------------|----------------------------|------|
| TFM-2433 | R (Paper metal cased)..... | 1.30 |
| TFM-K2433C | RV, DRV (All Models)..... | 1.20 |
| TFM-L2433 | FM6, 6b..... | .98 |
| TFM-M2433 | FM4, 4B, RS1..... | 1.15 |

WICO

| | | |
|------------|-------------|------|
| TW-A-338A | LD..... | 1.25 |
| TW1-X-2595 | AP..... | 1.40 |
| TW1-X-235 | KK, OC..... | 1.25 |

COLLECTOR RINGS



APOLLO

| | | |
|-----------|-------------|------|
| TB-4-324A | B4, C4... | 2.75 |
| TB-6-324A | A6, C6..... | 2.75 |

BERLING

| | | |
|---------|---------------------|------|
| TB-5057 | DD, 41, 61, 81..... | 2.35 |
| TB-5710 | S..... | 2.35 |

FAIRBANKS-MORSE

| | | |
|----------|---------|------|
| TB-2467A | R1..... | 1.70 |
| TB-2467B | R2..... | 1.70 |

WINDINGS



BRIGGS & STRATTEN

| | | |
|--------|--|------|
| TM-63W | | 7.50 |
|--------|--|------|


FAIRBANKS-MORSE

| | | | |
|--------|--------|---------|------|
| TM-12 | R1-2 | R..... | 7.80 |
| TM-247 | A-2478 | RV..... | 7.80 |

PRECISION MAGNETO PARTS

FOR ALL MAGNETOES

GENERATOR ARMATURES



Old cores must be sent with orders otherwise an extra charge of \$3.00 will be made.

A charge of .75¢ will be made for broken or defective shafts or commutators.

| TRACTOR | ARM. NUMBER | PRICE |
|-------------------------|--------------|--------|
| ALLIS - CHALMERS | | |
| Model B..... | 1841027..... | \$5.30 |

| | | |
|---------------------|---------------|------|
| CASE | | |
| Model C, D, DC..... | GAS2218..... | 7.75 |
| Model S, V, VC..... | GBM2065F..... | 7.00 |

| | | |
|-------------------------|--------------|------|
| COCKSHUTT OLIVER | | |
| Model 70, 80, 90..... | 1841027..... | 5.30 |

| | | |
|-----------------|---------------|------|
| CO-OP | | |
| All Models..... | GBM2065F..... | 7.00 |

| | | |
|----------------------|----------------|------|
| FORD FERGUSON | | |
| 1948 and up..... | 8N-10004P..... | 7.00 |
| 1938 to 1947..... | 8N-10005C..... | 7.00 |

| TRACTOR | ARM. NUMBER | PRICE |
|------------------------|--------------|--------|
| JOHN DEERE | | |
| Models A, B, H, L..... | 1841027..... | \$5.30 |

| | | |
|----------------------|---------------|------|
| MASSEY HARRIS | | |
| All Models..... | GBM2065F..... | 7.00 |

| | | |
|--------------------------------|--------------|------|
| MCCORMICK DEERING | | |
| Models A, B, H, M and W-9..... | 1873054..... | 7.75 |


| | | |
|---------------------------|--------------|------|
| MINNEAPOLIS MOLINE | | |
| Models Z, U..... | 1841027..... | 5.30 |

BEARINGS

BEARINGS ARE NOT AN ITEM ANYONE CAN MANUFACTURE. THEY REQUIRE THE WORK OF SKILLED ENGINEERS AND MACHINISTS. OUR ENGINEERS TEST EVERY PIECE OF STEEL WE USE BEFORE IT ENTERS OUR FACTORY.

FOR ANYTHING
AND
EVERYTHING

OUR BEARINGS ARE MANUFACTURED FROM THE ORIGINAL EQUIPMENT SPECIFICATIONS, AND ARE GUARANTEED TO BE EXACT DUPLICATES OF THE ORIGINAL, IN ALL MEASUREMENTS, AND ARE EQUAL TO, IF NOT BETTER THAN THE ORIGINAL, IN SERVICE AND QUALITY.



IF YOU ARE IN NEED OF ANY BEARINGS---FOR ANYTHING---AND YOU DO NOT FIND THEM LISTED IN THIS CATALOGUE.

PLEASE SEND IN THE NUMBER OF YOUR OLD BEARING OR THE MEASUREMENTS OF IT, OR THE OLD BEARING ITSELF.

WE HAVE THE BEARING YOU REQUIRE AS OUR STOCK IS ALWAYS COMPLETE. OUR SPECIALISTS KNOW WHAT IT MEANS TO HAVE PERFECT BEARINGS, AND WOULD BE PLEASED TO DISCUSS ANY MATTERS CONCERNING THESE.

TRACTOR BEARING APPLICATIONS

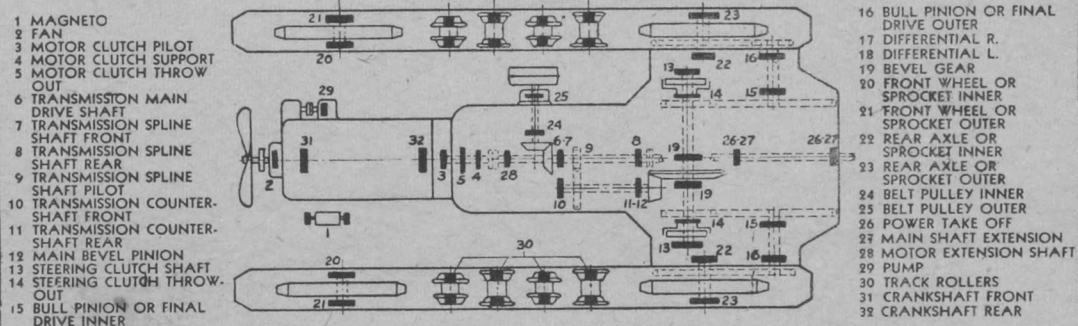
TRACTORS

COMBINES

HARVESTERS

PLOWS

BINDERS

THRESHING
MACHINES

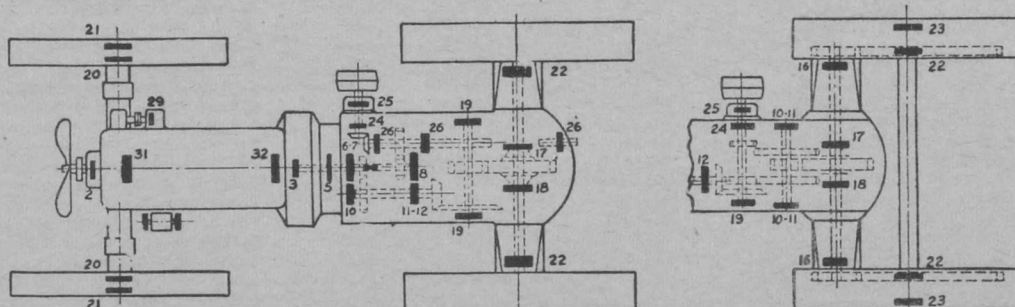
CARS

TRUCKS




BICYCLES

MOTORCYCLES

MAGNETOS

CREAM
SEPARATORS

BEARINGS



ADVANCE RUMELY L, 15-25, W, 20-30, 1924-32.

AR141 FRONT WHEEL BEARING SET

| | | |
|---------|------|---------|
| 1--3383 | Cone | MA-1597 |
| 1--3320 | Cup | MA-1603 |
| 1--2687 | Cone | MA-1596 |
| 1--2620 | Cup | MA-1607 |



Price Complete 8.85

| BEARING NUMBER | | APPLICATION | MFR'S NO. | PRICE |
|----------------|-------|---|-----------|-------|
| 3383 | Cone | Front Wheel--Inner | MA-1597 | 3.35 |
| 3320 | Cup | Front Wheel--Inner | MA-1603 | 1.80 |
| 3383-3320 | | Complete Bearing | MA-1377 | 5.15 |
| 2687 | Cone | Front Wheel--Outer | MA-1596 | 2.30 |
| 2620 | Cup | Front Wheel--Outer | MA-1607 | 1.40 |
| 2687-2620 | Comp. | Complete Bearing | MA-1376 | 3.70 |
| 580 | Cone | Rear Axle - Inner 1930-32 only | MA-1755 | 8.65 |
| 572 | Cup | Rear Axle--Inner 1930-32 only | MA-1754 | 5.20 |
| 580-572 | | Complete Bearing 1930-32 only | | 13.85 |
| 555 | Cone | Rear Axle--Outer 1930-32 only | MA-1753 | 6.55 |
| 552A | Cup | Rear Axle--Outer 1930-32 only | MA-1752 | 4.90 |
| 1310 | SR | Spline Shaft--Right | | 6.55 |
| 1308 | S.R. | Back Gear Shaft--Right | | 4.35 |
| 1309 | S.R. | Back Gear Shaft--Left | | 5.30 |
| 1307 | S.R. | Spline Shaft--Left | | 3.55 |
| 1409 | S.R. | Diff. R & L, also Rear Axle Shaft Inner | | 8.30 |
| 1314 | S.R. | Rear Axle Shaft--Outer | | 14.55 |
| 1306 | S.R. | Lock Pinion Shaft--R & L. | | 3.05 |
| 5201 | D.R. | Governor | | 3.10 |

M, 20-35, X, 25-40, 1924-32

AR142 FRONT WHEEL BEARING SET

| | | |
|---------|------|---------|
| 1--436 | Cone | MA-1593 |
| 1--432 | Cup | MA-1605 |
| 1--3191 | Cone | MA-1594 |
| 1--3120 | Cup | MA-1602 |
| 1--F1 | Felt | B936 |



Price Complete 11.15

| | | | | |
|-----------|------|---------------------------------|---------|-------|
| 436 | Cone | Front Wheel--Inner | MA-1593 | 4.10 |
| 432 | Cup | Front Wheel--Inner | MA-1605 | 2.45 |
| 436-432 | | Complete Bearing | MA-1422 | 6.55 |
| 3191 | Cone | Front Wheel--Outer | MA-1594 | 2.95 |
| 3120 | Cup | Front Wheel--Outer | MA-1602 | 1.65 |
| 3191-3120 | | Complete Bearing | MA-1423 | 4.60 |
| 1310 | S.R. | Back Gear Shaft--Right & Left | | 6.55 |
| 1311 | S.R. | Spline Shaft--Right | | 7.90 |
| 1308 | S.R. | Spline Shaft--Left | | 4.35 |
| 1411 | S.R. | Differential--Right & Left | | 12.40 |
| 1409 | S.R. | Rear Axle Shaft--Inner | MA-1373 | 8.30 |
| 1316 | S.R. | Rear Axle Shaft--Outer | MA-1420 | 21.65 |
| 1307 | S.R. | Lock Pinion Shaft--Right & Left | | 3.55 |
| 5201 | D.R. | Governor | | 3.10 |

R, 25-45, 1926-27; Y, 30-50, 1928-32.

| | | | | |
|-----------|------|--------------------|---------|------|
| 3762 | Cone | Front Wheel--Inner | MA-1592 | 4.10 |
| 3720 | Cup | Front Wheel--Inner | MA-1604 | 2.30 |
| 3762-3720 | | Complete Bearing | MA-1407 | 6.40 |
| 3360 | Cone | Front Wheel--Outer | MA-1591 | 3.75 |
| 3320 | Cup | Front Wheel--Outer | MA-1603 | 1.80 |
| 3360-3320 | | Complete Bearing | MA-1408 | 5.55 |

DO-ALL, 1928-32.

| | | | | |
|-----------|------|-------------------------|---------|------|
| 3383 | Cone | Front Wheel--Inner | MA-1597 | 3.35 |
| 3320 | Cup | Front Wheel--Inner | MA-1603 | 1.80 |
| 3383-3320 | | Complete Bearing | MA-1377 | 5.15 |
| 2687 | Cone | Front Wheel--Outer | MA-1596 | 2.30 |
| 2620 | Cup | Front Wheel--Outer | MA-1607 | 1.40 |
| 2687-2620 | | Complete Bearing | MA-1376 | 3.70 |
| 3780 | Cone | Std. Drive Wheel--Inner | MA-1598 | 4.05 |
| 3720 | Cup | Std. Drive Wheel--Inner | MA-1604 | 2.30 |
| 3780-3720 | | Complete Bearing | MA-1571 | 6.35 |
| 355 | Cone | Std. Drive Wheel--Outer | MA-1691 | 3.10 |
| 354A | Cup | Std. Drive Wheel--Outer | MA-1690 | 1.80 |
| 355-354A | | Complete Bearing | | 4.90 |

ADVANCE RUMELY DO-ALL, 1928-32.

| BEARING NUMBER | | APPLICATION | MFR'S NO. | PRICE |
|----------------|------------|---|-----------|-------|
| 3780-3720 | | Special Reversible Drive Wheel--Inner--Complete | MA-1571 | 6.35 |
| 438-432 | Cone & Cup | Special Reversible Drive Wheel--Outer--Complete | | 6.55 |
| 7205 | Ball | Clutch Pilot (Shielded) | | 1.75 |
| 1207 | Ball | Clutch--Front; Countershaft, Rear; Pinion Shaft Rear; Master Pinion | | 2.55 |
| 1306 | Ball | Clutch--Rear; Power Take-Off Pulley | | 3.05 |
| 1304 | Ball | Power Take-Off Drive Shaft | | 2.00 |
| 1206 | Ball | Power Take-Off Shaft; Spline Extension | | 2.20 |
| C-212 | Roller | Differential | | 11.60 |
| T-88 | Thrust | Steering Worm 1929-32 | MA-1692 | .55 |
| T-101 | Thrust | Steering Pivot 1929-32 | MA-1693 | .55 |

ALLIS-CHALMERS

W, 1933-34; WC, 1933-41; WF, 1937-41.

WC502 FRONT WHEEL BEARING SET

| | | |
|----------|------|-------|
| 1--2788 | Cone | |
| 1--2720 | Cup | |
| 1--15118 | Cone | |
| 1--15250 | Cup | |
| 1--F4 | Felt | U2104 |
| 1--R8 | Ret. | U2103 |
| 1--R9 | Ret. | U2105 |



Price Complete 7.10

| | | | | |
|-------|-------------|---|--|------|
| 2788 | Cone | Front Wheel--Inner (All Models) | | 2.55 |
| 2720 | Cup | (2 used on 3-wheel model--1936-40) | | 1.55 |
| 15118 | Cone | Front Wheel--Outer (All 4 wheel models) | | 1.85 |
| 15250 | Cup | Also Power-Take-Off Stub Shaft, Inner 37-41 | | 1.15 |
| 342 | Cone | Front Wheels--Inner | | 2.85 |
| 3320 | Cup | Wide Front Axle Only--1936-41 | | 1.80 |
| 14131 | Cone | Front Wheels--Outer | | 1.90 |
| 14274 | Cup | Wide Front Axle Only--1938-40 | | .70 |
| 3982 | Cone | Rear Wheels--Inner (All Models) | | 4.60 |
| 3920 | Cup | Differential--1933-37 | | 3.10 |
| 3383 | Cone | Rear Wheels--Outer W, WC | | 3.35 |
| 3320 | Cup | 1933-38 and WF, 1937-38 | | 1.80 |
| 26882 | Cone | Rear Wheels--Outer; Late 1937 | | 2.65 |
| 26820 | Cup | 1938-41; Also WF & RC | | 1.85 |
| 395 | Cone | Differential--(Also 1939 RC) | | 3.85 |
| 3920 | Cup | 1938-41 Earlier Models Listed Above | | 3.10 |
| 355 | Cone | Steering Pivot--1934 Model Only | | 3.10 |
| 354A | Cup | Order 355-354A to Replace Shafer Brg. No. 33453-33454 | | 1.80 |
| 1986 | Cone | Steering Worm--Front & Rear WC-1933-36 | | 1.95 |
| 1931 | Cup | W-1934 (Replaces Shafer No. 23704-23700) | | 1.15 |
| 15578 | Cone | Steering Worm Shaft--(2 used) | | 2.00 |
| 15523 | Cup | 1938-48 (Also RC) | | 1.50 |
| 44150 | Cone | Spiral Bevel Pinion (2 used) | | 4.10 |
| 44348 | Cup | 1933-35 Models | | 1.85 |
| 44156 | Cone | Spiral Bevel Pinion Shaft--Front & Rear | | 4.10 |
| 44348 | Cup | 1936-40 (Also WF & RC) | | 1.85 |
| 389 | Cone | Steering Pivot--Upper | | 3.60 |
| 382 | Cup | 1936-41 | | 2.00 |
| 482 | Cone | Steering Pivot--Lower | | 5.40 |
| 472 | Cup | Models 1936-38 | | 3.95 |
| 33275 | Cone | Steering Pivot--Lower | | 5.55 |
| 3342 | Cup | Models 1939-41 | | 4.25 |
| 14137 | Cone | Power Take-Off Stub Shaft--Outer | | 1.90 |
| 14274 | Cup | 1935-41 Also WF | | .70 |
| A646 | Clutch Thr. | Clutch Throwout (Aetna No. A-729) | | 2.50 |
| 8505 | Ball | Clutch Pilot (Shielded) | | 2.05 |
| 47510 | Ball | Drive Shaft--Rear (Shielded) | | 3.95 |
| 7309 | Ball | Two Jackshafts--Outer--1934-38 (Shielded) | | 5.50 |
| 1509 | Ball | Two Jackshafts--Outer--1939-40 | | 5.30 |
| 7207 | Ball | Power Take-Off Shaft--Centre (Shielded) | | 2.65 |
| 1305 | Ball | Power Take-Off Intermediate Shaft, R. | | 2.50 |
| 1207 | Ball | Power Take-Off Intermediate Shaft, L. | | 2.55 |
| 1208 | Ball | Spline Shaft & Power Pulley Shaft | | 3.00 |
| 0107A | Ball | Pulley Shaft--Outer | | 4.05 |
| A934 | Thrust | Governor | | 1.60 |

SEE PAGES 2, 3 & 4 FOR BURD RING SETS

ALLIS CHALMERS

W. 1933-34; WC, 1933-41; WF, 1937-41.

| BEARING NUMBER | APPLICATION | PRICE |
|----------------|---------------------|----------------------------------|
| 0108A | Ball Brg. | Pulley Shaft--Inner 4.30 |
| 94520 | Roller Ass'y | Spline Shaft--Pilot (1) 1.00 |
| 94632 | Roller Ass'y | Countershaft (2) 1.25 |
| A-1207/TS | Roller Brg. | Power Pulley Shaft--1934-38 3.20 |
| 94532 | Roller Ass'y | Power Take-off Idler Gear 1.10 |
| RA-305 | Roller Ass'y (7719) | Pinion, Rear 2.00 |
| OR-305 | Outer Race | Pinion, Rear 1.95 |
| E-15 | Ball Brg. | Magneto 1.15 |

RC.

NOTE: All bearings for this model are the same as used in the Model WC 1939-41 except in the following applications.

| | | | |
|-----------------|-----------------|---|------|
| 395 | Cone | Rear Wheel--Inner | 3.85 |
| 394-AS | Cup | (Outer bearing same as WC) | 2.95 |
| 7211 | B.Brg. Shielded | Both Jackshafts--Outer | 4.60 |
| PA236 | Bearing Kit | Fan & Waterpump. Kit consists of shaft & bearing ass'y, seal impeller & gaskets | 5.75 |
| 885141 (207822) | | Shaft & Bearing Ass'y--Water Pump & Fan only from above Kit | 3.10 |

A, 1936-42.

| | | | |
|-----------|-----------------|-------------------------------------|-------|
| 375 | Cone | Front Wheel--Inner | 3.35 |
| 3720 | Cup | 1936-40 | 2.30 |
| 342 | Cone | Front Wheel--Outer | 2.85 |
| 3320 | Cup | 1936-41 | 1.80 |
| 621 | Cone | Cross Shaft--both ends | 6.65 |
| 612 | Cup | 1936-38 | 4.55 |
| 6280 | Cone | Cross Shaft--both ends | 11.05 |
| 6220 | Cup | 1938-41 | 6.30 |
| 419 | Cone | Spline Shaft--front | 3.85 |
| 414 | Cup | 1936-41 | 2.05 |
| 336 | Cone | Spline Shaft--Rear 1936-38 | 2.85 |
| 332 | Cup | Power Take-Off Front & Rear 1936-41 | 1.65 |
| 3383 | Cone | Spline Shaft--Rear | 3.35 |
| 3339 | Cup | 1936-41 | 1.80 |
| 09074 | Cone | Governor Shaft | 1.25 |
| 09196 | Cup | 1936-41--both ends | .45 |
| 3779 | Cone | Belt Pulley--Outer | 4.05 |
| 3732 | Cup | 1936-41 | 2.70 |
| 355 | Cone | Belt Pulley--Inner | 3.10 |
| 354-A | Cup | 1936-41 | 1.80 |
| 7306 | B.Brg. Shielded | Clutch Pilot, 1936-42 | 3.20 |
| 7309 | B.Brg. Shielded | Clutch--Rear, 1936-42 | 5.50 |
| CT-36 | B.Brg. Thrust | Clutch Throwout, 1936-42 | 5.95 |
| 1311 | Ball Brg. | Bevel Pinion Spline Shaft 1936-42 | 7.90 |
| 1310 | Ball Brg. | Pulley Bevel Pinion Shaft--Inner | 6.55 |
| 47608 | B.Brg. Shielded | Pulley Bevel Pinion Shaft--Outer | 4.70 |
| 7304 | B.Brg. Shielded | Fan--front, 1938 | 2.05 |
| 8504 | B.Brg. | Fan 1939-40 | 1.85 |
| 8604 | B.Brg. | Fan 1939-40 | 2.45 |
| 95940 | Roller Ass'y | Belt Pulley Idler Gear, 1938-42 | 1.80 |
| U-1210-TS | Roller Brg. | Bevel Pinion Shaft, 1938-42 | 9.80 |

B, 1937-42; IB, 1939-41.

AC144 FRONT WHEEL BEARING SET

| | | | |
|-----------|----------|--|--|
| 1--15118 | Cone | | |
| 1--15250 | Cup | | |
| 1--09074 | Cone | | |
| 1--09196 | Cup | | |
| 1--207365 | Oil Seal | | |



Price Complete 4.70

| | | | |
|-------|---------------------|------------------------------------|------|
| 15118 | Cone | Front Wheels--Inner | 1.85 |
| 15250 | Cup | | 1.15 |
| 09074 | Cone | Front Wheels--Outer | 1.25 |
| 09196 | Cup | | .45 |
| 14138 | Cone | Rear Wheels--Inner; Final | 1.90 |
| 14276 | Cup | Drive Shaft--2 used | .70 |
| 368 | Cone | Rear Wheels--Outer | 3.20 |
| 362 | Cup | | 1.95 |
| 15100 | Cone | Pinion Shaft--front | 1.85 |
| 15250 | Cup | | 1.15 |
| 3876 | Cone | Pinion Shaft--Rear | 3.75 |
| 3821 | Cup | | 2.00 |
| 25580 | Cone | Differential--Both sides | 3.10 |
| 25520 | Cup | | 1.85 |
| 15120 | Cone | Power Take-off--Outer | 1.85 |
| 15250 | Cup | Belt Pulley & Trans. Main (2 each) | 1.15 |
| 09078 | Cone | Power Take-off--Inner | 1.25 |
| 09195 | Cup | | .45 |
| 5-BC | Roller & Cage Ass'y | Steering Gear--Upper | .70 |
| 7A | Cup | | 1.20 |
| 5-BC | Roller & Cage Ass'y | Steering Gear--Lower | .70 |
| 6A | Cup | | .55 |
| 92316 | Roller Ass'y | Reverse Idler Shaft--2 | .70 |
| A646 | Thrust Brg. | Clutch Throwout (B-7580) | 2.50 |

ALLIS CHALMERS

B, 1937-42; IB, 1939-41.

| BEARING NUMBER | APPLICATION | PRICE |
|-----------------|--------------------|--|
| A934 | Thrust Brg. | Governor (N-1103) 1.60 |
| 1303-TS | Roller Brg. | Power Take-off & Upper Trans. 2.75 |
| A-1303 | Inner Race | Shaft--Rear .70 |
| PA236 | Bearing Kit | Fan & W.Pump Kit has 885141 shaft & brg. ass'y, Seal, Impeller, Gaskets 5.75 |
| 885141 (207822) | Shaft & Brg. Ass'y | only from above Kit 3.10 |

E20-35, 1928-32; X25-40, 1932-37

AC 143 FRONT WHEEL BEARING SET

| | | | |
|---------|------|-----------|--|
| 1--375 | Cone | Comp. No. | |
| 1--3720 | Cup | E1544 | |
| 1--336 | Cone | Comp. No. | |
| 1--3320 | Cup | E1545 | |
| 1--F3 | Felt | E96 | |



Price Complete 10.30

| | | | |
|-------------|-----------------|----------------------------------|---------------|
| 0205 | Ball Brg. | Governor | 2.60 |
| 219L | | Clutch--Rear | 431 5.00 |
| 533L | | Clutch--Front | 463 5.75 |
| 7205 | B.Brg. Shielded | Clutch Pilot | E-1428 1.75 |
| 0213 | Ball Brg. | Clutch Shaft--Rear | E-1561 9.15 |
| 1208 | Ball Brg. | Power Take-off--Rear 1929-36 | 3.00 |
| 1305 | Ball Brg. | Power Take-off--Front 1929-36 | 2.50 |
| 3762 | Cone | Front Wheel--Inner (1924-26) | Comp.No. 4.10 |
| 3720 | Cup | Front Wheel--Inner (1924-26) | E-941 2.30 |
| 3364 | Cone | Front Wheel--Outer (1924-26) | Comp.No. 3.75 |
| 3320 | Cup | Front Wheel--Outer (1924-26) | E-942 1.80 |
| 3780 | Cone | Front Wheel--Inner (1928) | Comp.No. 4.05 |
| 375 | Cone | Front Wheel--Inner 1929-37 | E-1544 3.35 |
| 3720 | Cup | Fits 3780 or 375 Cone | 2.30 |
| 336 | Cone | Front Wheel--Outer | Comp.No. 2.85 |
| 3320 | Cup | | E-1545 1.90 |
| 535 | Cone | Spline Shaft--Right Pulley | Comp.No. 5.50 |
| 532A | Cup | Shaft Pulley end. | E1716 3.95 |
| 537 | Cone | Spl. Shaft, L&H High Speed Shaft | Comp.No. 5.50 |
| 532A | Cup | both Ends, Pulley Shift Gear end | E-1712 3.95 |
| 462 | Cone | Intermediate Shaft-- | Comp.No. 4.65 |
| 453A | Cup | both ends | E-1802 3.20 |
| 336 | Cone | Power Take-off L. & R. | Comp.No. 2.85 |
| 332 | Cup | | E-1888 1.65 |
| 2687 | Cone | Steering Worm--Upper | Comp.No. 2.30 |
| 2631 | Cup | | E-2251 1.40 |
| 1986 | Cone | Steering Worm--Lower | Comp.No. 1.95 |
| 1931 | Cup | | E 2252 1.15 |
| 09074 | Cone | S-C Fan--R & L. 1929 | Comp.No. 1.25 |
| 09194 | Cup | Governor 1932-37 | C-3296 .45 |
| 18130 | Complete | Radiator Fan | E0294 2.40 |
| 16984 | Roller Ass'y | | E-1017 2.00 |
| 4466 | Outer Race | | E-1018 .60 |
| 07098 | Cone | Fan; Replaces 18130 | Comp.No. 1.60 |
| 07204 | Cup | Hyatt Bearing | E-1723 .95 |
| 27116 | Complete | Clutch Pilot--Motor | 9.75 |
| 17928 | Roller Ass'y | Extension Shaft | AC1 2.25 |
| 33007 | Outer Race | | AC2 4.05 |
| 32055 | Inner Race | | AC3 3.95 |
| RA-308 | Roller Ass'y | Power Take-off 1 end 7124 | E-1857 3.85 |
| OR-308 | Outer Race | 1928-28 | E-1856 4.60 |
| RA-309 | Roller Ass'y | (7777) Power Take-off, other | E1860 4.30 |
| OR-309 | Outer Race | end, 1928-28 | E-1859 5.40 |
| 57032 | Complete | Main Drive Pinion | 15.50 |
| 04100-05100 | Roller Ass'y | Motor Ext. Shaft Forward | E-1009 5.30 |
| 33023 | Outer Race | | E-1008 11.30 |
| 04100-05100 | Roller Ass'y | Pulley Shaft--Inner | E-1009 5.30 |
| 33023 | Outer Race | | E-1008 11.30 |
| 32021 | Inner Race | | E-1007 7.00 |
| 04002 | Roller Ass'y | Pulley Shaft Pulley--Outer | E-1006 6.75 |
| 33020 | Outer Race | | E-1005 14.25 |
| 32068 | Inner Race | | E-1004 6.40 |
| 04159 | Roller Ass'y | Final Drive Shaft--Outer | E-1012 11.85 |
| 33028 | Outer Race | L & R used to Jan. 1, 1929 | E-1011 26.75 |
| 32026 | Inner Race | | E-1010 9.80 |
| WRA-213 | Roller Ass'y | Final Drive Shaft | E-1817 6.40 |
| WOR-213 | Outer Race | After Jan. 1, 1929 | E-1816 10.60 |
| WIR-213 | Inner Race | or Bull Pinion Shaft, | |
| | | Outer L & R. | E-1815 6.85 |
| 04357 | Roller Ass'y | Rear Wheels | E-1016 11.85 |
| 4580 | Outer Race | | E-1015 2.30 |

UNITED, 1929, U, UC, UI-12-25, 1930-42.

AC145 FRONT WHEEL BEARING SET

| | | | |
|----------|------|--|--|
| 1--336 | Cone | | |
| 1--3320 | Cup | | |
| 1--14131 | Cone | | |
| 1--14274 | Cup | | |
| 1--F6 | Felt | | |



Price Complete 7.25

ALLIS CHALMERS

UNITED, 1929, U, UC, UI-12-25, 1930-42.

| BEARING NUMBER | APPLICATION | PRICE |
|--------------------|--|----------------|
| 336 Cone | Front Wheels--Inner | Comp.No. 2.85 |
| 3320 Cup | All, 1929-42 | UL36 1.80 |
| 14131 Cone | Front Wheels Outer | Comp.No. 1.90 |
| 14274 Cup | All, 1929-42 | UL37 .70 |
| 14273 Cup | Belt Idler Pulley with 14131 Cone | .70 |
| 15578 Cone | Steering Worm, 1938-48 | 210117 2.00 |
| 15523 Cup | 2 Bearings used | 210116 1.50 |
| 641-632 Complete | Rear Axle-Inner | U948 14.45 |
| 3578-3525 Complete | Rear Axle-Outer | U949 6.05 |
| 594 Cone | Differential, L & R. | Comp.No. 8.75 |
| 592A Cup | All except UC | UL34 7.30 |
| 496 Cone | Differential-Both Sides | Comp.No. 7.55 |
| 493 Cup | UC | 950 3.75 |
| 336 Cone | Spline Shaft, Rear-Power Take-off | Comp.No. 2.85 |
| 332 Cup | Clutch Belt Pulley, on U,UI,29-35 and Spline Shaft, Inner,30-31,Rear 36-37; Interm.Shaft R,32-34;Rear 1935 Power Take-off R & L,30-31;Rear 32-35;Rr,36-37; Belt Pulley L,32-34,Inner 35-37 on Model UC | UL31 1.65 |
| 417 Cone | Spline Shaft F-1929 United; | Comp.No. 3.85 |
| 414 Cup | Interm.Shaft,L,1932-42 U,UI, and Spline Shaft Outer 30-31;F-36-37;Interm.Shaft L 32-34,F-35 on Model UC | UL32 2.05 |
| 6280 Cone | Intermediate Shaft, R; | Comp.No. 11.05 |
| 6220 Cup | 1929-35 United, U,UI | UL33 6.30 |
| 444 Cone | Belt Pulley, Inner & Outer 1929 United | Comp.No. 4.10 |
| 432 Cup | Belt Pulley, Right 1930-31-UC | U279 2.45 |
| 447 Cone | Belt Pulley, Outer 1930-42 U,UI | Comp.No. 4.10 |
| 432 Cup | Clutch belt Pulley, Outer U,UI,1930-35 & Belt Pulley-L,1930-31,R for 32-34; Outer 1935-37 on Model UC | U-280 2.45 |
| 438 Cone | Belt Pulley, Inner | Comp.No. 4.10 |
| 432 Cup | 1930-35 U,UI | U-217 2.45 |
| 15118 Cone | Belt Pulley--Inner | 1.85 |
| 15244 Cup | 1936-42 U,UI | 1.15 |
| 09074 Cone | S-C Fan & Governor | Comp.No. 1.25 |
| 09194 Cup | All Models 1930-42 | C-3296 .45 |
| 375 Cone | Steering Pivot--Lower | Comp.No. 3.35 |
| 3720 Cup | | U951 2.30 |
| 1986 Cone | Steering Gear R & L | Comp.No. 1.95 |
| 1931 Cup | | U955 1.15 |
| 621 Cone | Bull Pinion Shaft--R & L,1936-42 | 6.65 |
| 612 Cup | Cross Shaft--Inner & Outer 1936-42 | 4.55 |
| 7205 Ball Brg. | Clutch Pilot 1929-35 | 1.75 |
| 3505 Ball Brg. | Clutch Pilot 1936-42 | 2.05 |
| 7308 Ball Brg. | Clutch Rear | 4.60 |
| 1211 Ball Brg. | Second Intermediate Shaft | 4.40 |
| 1210 Ball Brg. | Pinion Shaft--Front | 3.65 |
| 1311 Ball Brg. | Pinion Shaft--Rear | 7.90 |
| 1309 Ball Brg. | Power Pulley Bevel Gear Shaft | 5.30 |
| 7309 Ball Brg. | Pulley Bevel Gear Shaft, L. | 5.50 |
| 7207 Ball Brg. | Pulley Bevel Pin Shaft R,1936-37 U,UI | 2.65 |
| CT36 Thrust Brg. | Clutch Thrust (A477) | 5.95 |
| N590 Thrust Brg. | Clutch Throwout | 4.75 |

35-AC; 1929-32; K & KO, 1933-42 CRAWLER

| | | |
|-----------------|---|----------------|
| 580 Cone | Bevel Gear Shaft--Right & Left | 8.65 |
| 572 Cup | | 5.20 |
| 6379 Cone | Drive Sprocket Shafts--Inner & Outer on "35AC"; Outer on "K" & "KO" | 10.65 |
| 6320 Cup | Drive Sprocket Shaft--Inner K & KO to July 1935. | 7.70 |
| 09074 Cone | Governor Front & Rear | Comp.No. 1.25 |
| 09196 Cup | | E-2070 .45 |
| 7485 Cone | Drive Sprocket Shaft--Inner | 12.35 |
| 742 Cup | Models K & KO after July,1935 | 7.85 |
| 444 Cone | Power Take-off;Pinion Shaft 2 ends & Pulley | 4.10 |
| 432 Cup | Shaft, 1 end; Power Shaft rr. & Rear. | 2.45 |
| 525 Cone | Power Take-off;Pulley Shaft on | 5.25 |
| 522 Cup | Pulley end | 3.20 |
| 526 Cone | Power Take-off, Pinion & Gear Shafts | 5.25 |
| 522 Cup | both ends (reduc- | 3.20 |
| 529 Cone | Power Take-off--Gear Shaft (tion | 5.25 |
| 522 Cup | on end opposite Gear (Gear Type | 3.20 |
| 26881 Cone | Truck Wheels, Inner & Outer,1939 | 2.65 |
| 26822 Cup | (Non-Reduction Gear Type) | 1.70 |
| 3780 Cone | Front Idler, Inner & Outer, 1939 | 4.05 |
| 3720 Cup | (Non-Reduction Gear Type) | 2.30 |
| E-15 Ball Brg. | Magneto | 1.15 |
| 1304 Ball Brg. | Fan (K-1930-37) | 2.00 |
| 7304 Ball Brg. | Fan (K,KO, 1938-39) Shielded | 2.05 |
| 7305 Ball Brg. | Clutch Pilot & Clutch Rollers Shielded all Kand KO | 2.60 |
| 7205 Ball Brg. | Clutch Pilot ("35",1929-32) also 4 steering clutch rollers Shielded | 1.75 |
| 7309 Ball Brg. | Spline Shaft, front, K,KO, 1938-39 | Shielded 5.50 |
| 7311 Ball Brg. | Spur Pinion Shafts all K and KO | Shielded 8.30 |
| 7312 Ball Brg. | Spur Pinion Shafts all K and KO | Shielded 10.15 |
| 77306 Ball Brg. | Infection Pump Shaft, Rear all KO | 3.70 |
| 1212 Ball Brg. | Spline Shaft, front ("35") | 5.50 |
| 1216 Ball Brg. | Bevel Gear Shaft R & L-35 | 9.95 |
| 1308 Ball Brg. | Spline Shaft--Rear-All Models | 4.35 |

ALLIS CHALMERS


35-AC; 1929-32; K & KO, 1933-42 CRAWLER

| BEARING NUMBER | APPLICATION | PRICE |
|----------------|---|-------|
| 1309 Ball Brg. | Spline Shaft--Front;K,KO,1930-37 | 5.30 |
| 1311 Ball Brg. | Spur Pinion Shafts-35 | 7.90 |
| 1411 Ball Brg. | Bevel Pinion Shaft--Rear--All | 12.40 |
| 3406 Ball Brg. | Bevel Pinion Shaft--Fr.,35,K,KO to 1937 | 3.80 |
| KB-11410-Z | Roller Brg. Track Rollers (20 used) | |
| | Comp. Front Idler (4used) K,KO,1939 | 3.60 |
| 00506 | Roller Ass'y Front Idler & Track Rollers | 4.85 |
| 4803 | Outer Race "35" 1930-32; K,KO,1938 | 1.70 |
| 40003 | Complete | 6.00 |
| WRA-209 | Roller Ass'y Front Sprocket & Track Rollers | 4.45 |
| WOR-209 | Outer Race Model 35,1929 only | 5.10 |
| WIR-209 | Inner Race | 2.75 |
| W-209 | Complete | 11.70 |
| RA-309 | Roller Ass'y Track Rollers | 4.30 |
| OR-309 | Outer Race K,1930-37, KO,1934-37 | 5.40 |
| IR-309 | Inner Race | 3.85 |
| C-309 | Complete | 12.60 |
| RA-210 | Roller Ass'y Steering Clutch Pilot | 4.25 |
| OR-210 | Outer Race K,1930-37,KO,1934-37 | 4.25 |
| IR-210 | Inner Race | 2.90 |
| C-210 | Complete | 10.30 |
| BU-1208 | Roller Brg.Comp.Trans. Idler--Rear K,KO,1938-39 | 5.80 |
| BU-1209 | Roller Brg.Comp.Trans. Idler--Fr. K,KO,1938-39 | 6.55 |
| 94424-4122 | Roller Brg.Comp.Controls K,KO,1938-39 | 1.20 |

CASE

A 12-20, C & CC 1925-49.

C-132 FRONT WHEEL BEARING SET.

| | | |
|---|--|---------------------|
| 1--358 Cone | 01544-AB | |
| 1--354 Cup | 01543-AB | |
| 1--14125 Cone | 01462-AB | |
| 1--14274 Cup | 01461-AB | |
| 1--fill felt | 02876-AB | |
|  | | |
| | | Price Complete 7.50 |
| 358-354 Comp. | Front wheels--Inner | 7-AA 4.90 |
| 358 Cone | | 01544-AB 3.10 |
| 354 Cup | | 01543-AB 1.80 |
| 14125-14274 Comp. | Front wheels--Outer | 010997-A 2.60 |
| 14125 Cone | | 01462-AB 1.90 |
| 14274 Cup | | 01461-AB .70 |
| 567-563 Comp. | Rear Axle--Inner & Outer | 37-AA 11.75 |
| 567 Cone | Right & Left | 01857-AB 6.85 |
| 563 Cup | | 01453-AB 4.90 |
| 460-453-A Comp. | Differential--Both Sides | 38-AA 7.85 |
| 460 Cone | | 01856-AB 4.65 |
| 453-A Cup | | 01460-AB 3.20 |
| 438-432 Comp. | Spline Shaft--Both Sides | 09733-A 6.55 |
| 438 Cone | High Speed & Interm.Shifts | 06681-A 4.10 |
| 432 Cup | Belt Pulley--Both Sides | 06680-A 2.45 |
| T-126 Thrust | Steering Knuckle | 02566-AB .60 |
| 462-453-A Comp. | Goose Neck--1930 only | A-213-AA 7.85 |
| 462 Cone | | 02206-AB 4.65 |
| 453-A Cup | Steering Pivot--1931-37 | 01460-AB 3.20 |
| 5553-552-A Comp. | Goose Neck--1929 only | 213-AA 11.45 |
| 5553 Cone | | 02206-AB 6.55 |
| 552-A Cup | | 02205-AB 4.90 |
| 07098-07204 Comp. | Fan & Governor Shaft | 010432-A 2.55 |
| 07098 Cone | 1926-1928 (12-20) | 07449-A 1.60 |
| 07204 Cup | | 07450-A .95 |
| 28150 Cone | Power Take-off Bevel Pinion | 07633-A 3.05 |
| 28315 Cup | Shaft--Inner-1926-27-28 | 07632-A 1.45 |
| 28138-28315 Comp. | Power Take-off Bevel | 010541-A 4.50 |
| 28138 Cone | Pinion Shaft--Outer | 07631-A 3.05 |
| 28315 Cup | & Gear shaft--Inn-1926-28 | 07632-A 1.45 |
| 26126-26283 Comp. | Power Take-off Bevel | 010543-A 3.90 |
| 26126 Cone | Gear Shaft--Outer | 07634-A 2.55 |
| 26283 Cup | 1926-27-28 | 07635-A 1.55 |
| 2788 Cone | Power Lift--Rear 01456AB or | 03351-AB 2.55 |
| 2720 Cup | 1934-35 | 01455-AB 1.55 |
| 16150 Cone | Power Lift--Rear | 03353-AB 2.35 |
| 16282 Cup | 1934-35 | 03352-AB 1.25 |
| 2796 Cone | Power-Take-off | 2.55 |
| 2720 Cup | After 1934 | 01455-AB 1.55 |
| 19100 | Roller B.Comp. Fan & Pump Drive R & L to 1932 Models | 09196-A 1.10 |
| 57128 | Roller B. Comp.First Reduction Shaft | 09112-A 12.75 |
| 33019 | Outer Race Right & Left | 05175-A 6.60 |
| 32067 | Inner Race Before No. 56150 | 05176-A 3.65 |
| 47593 | Roller Ass'y | 05177-A 3.70 |

BEARING SPECIFICATIONS FOR CASE A 12-20, C & CC 1925-37

CONTINUED ON PAGE 33


SEE PAGE 51 FOR OIL WASHED AIR CLEANERS

CASE

A 12-20, C & CC 1925-49.

| BEARING NUMBER | APPLICATION | PRICE |
|------------------|-----------------------------|----------------|
| W-210 Complete | First Reduction Shaft--R. | 010665-A 12.60 |
| WRA-210 R.A. | after Serial 56150 | 07923-A 5.30 |
| WOR-210 O.R. | | 07924-A 4.80 |
| WIR-210 I.R. | Fits to 1932 | 07922-A 3.15 |
| C308 Complete | First Reduction Shaft--Left | 010666-A 10.45 |
| RA-308 R.A. | after Serial 56150 | 07926-A 3.85 |
| OR-308 O.R. | | 07927-A 4.60 |
| IR-308 I.R. | Fits to 1932 | 07925-A 2.75 |
| 17134 Complete | Second Reduction Shaft | 09111-A 22.50 |
| 47575 R.A. | Outer Right | 05180-A 6.15 |
| 33025 O.R. | | 05178-A 10.40 |
| 32073 I.R. | Fits to 1932 | 05179-A 7.25 |
| 46610 Complete | Second Reduction Shaft | 010667-A 15.50 |
| 04137-00522 R.A. | or final Drive Shaft Left | 07929-A 6.80 |
| 35014 O.R. | after 56150 | 07930-A 12.00 |
| 30193 I.R. | Fits to 1932 | 07928-A 7.40 |
| 49575 Complete | Rear Axle--R. & L. | 09113-A 11.75 |
| 04010 R.A. | | 05185-A 8.30 |
| 4526 O.R. | Fits to 1932 | 05184-A 4.30 |
| 1303 S.R. | Fan--Front to 1935 | 01465-AB 1.80 |
| 7304 S.R. | Fan--Front--1936-37 | 03157-AB 2.05 |
| 7205 S.R. | Clutch Pilot | 07285-A 1.75 |
| 1308 S.R. | Clutch--Rear 1932-33 | 01858-AB 4.35 |
| 7211 S.R. | Clutch--Rear 1933 & up | 03511-AB 4.60 |
| 1305 S.R. | Power Take-Off--Front | 06693-A 2.50 |
| 1207 S.R. | Power Take-Off--Rear | 01720-AB |
| | 1928-30; 36 | 2.55 |
| 5208 D.R. | Power Take-Off--Rear | |
| | 1931-34 | 02931-AB 6.20 |
| 1205 S.R. | Mag. & Governor Shaft | 1.70 |

D, DC, DH, DI, DO, DV, 1940-49.

| C132 FRONT WHEEL BEARING SET | | |
|------------------------------|-------------------------------------|---|
| 1--358 Cone | 01544-AB |  |
| 1--354 Cup | 01543-AB | |
| 1-14125 Cone | 01462-AB | |
| 1--14274 Cup | 01461-AB | |
| 1--F11 Felt | 02876-AB | |
| | Price Complete | 7.50 |
| 358 Cone | Front Wheel--Inner | 01544-AB 3.10 |
| 354 Cup | | 01543-AB 1.80 |
| 14125 Cone | Front Wheel--Outer | 01462-AB 1.90 |
| 14274 Cup | | 01461-AB .70 |
| 12175 Cone | Steering Worm, Front & Rear--Lower, | 2.60 |
| 12303 Cup | Steering Worm, Front & Rear--Lower, | 1.25 |
| 14125 Cone | Steering Worm, Front & Rear--Upper | 1.90 |
| 14274 Cup | | .70 |
| 462 Cone | Steering Pivot (DC only) | 4.65 |
| 453A Cup | | 3.20 |
| T107 Thr. | Steering Worm, Front & Rear--(DC) | .55 |
| T126 Thr. | Steering Pivot, Upper--(DI) | .60 |
| 11BC Cage | Steering Gear, 1942-49 | .70 |
| 12CB Cone | | .90 |
| 13C Cup | | .65 |
| 567 Cone | Rear Axle | 01857-AB 6.85 |
| 563 Cup | Inner & Outer | 01453-AB 4.90 |
| 567-563 Complete | To 1940 only | 37-AA 11.75 |
| 27680 Cone | R. Axle, Inner & Outer--1942-49 | 5.90 |
| 27620 Cup | | 4.00 |
| 460 Cone | Differential Shaft | 01856-AB 4.65 |
| 453-A Cup | 1940 only | 01460-AB 3.20 |
| 460-453-A Complete | | 38-AA 7.85 |
| 29685 Cone | Differential Right & Left | 5.25 |
| 29620 Cup | 1942-49 | 2.95 |
| 436 Cone | Belt Pulley Shaft | 04851-AB 4.10 |
| 432 Cup | | 06680-A 2.45 |
| 436-432 Complete | | 1923-AB 6.55 |
| 438 Cone | Sliding Gear Shaft | 06681-A 4.10 |
| 432 Cup | Both Ends (1940 Only) | 06680-A 2.45 |
| 438-432 Complete | | 09773-A 6.55 |
| 33885 Cone | Transmission Sliding Gear | 4.85 |
| 33821 Cup | Shaft, Right & Left | 2.30 |
| 2796 Cone | Power Take-Off Shaft Rear | 03351-AB 2.55 |
| 2720 Cup | All Models | 01455-AB 1.55 |
| 16150 Cone | Power Take-Off Shaft Front | 03353-AB 2.35 |
| 16284 Cup | All Models | 03352-AB 1.25 |
| 1305 S.R. | Power Take-Off Shaft Front | 06693-A 2.50 |
| 1207 S.R. | Power Take-Off Shaft Rear | 01720-AB 2.55 |
| 5210 D.R. | Clutch Shaft--Rear | 04930-AB 7.55 |
| 7205 S.R. | Clutch Shaft, Flywheel End | 07920-A 1.75 |
| 7304 S.R. | Water Pump & Fan Shaft | 03157-AB 2.05 |


CASE

K 18-32, 15-27, 1926-29

| BEARING NUMBER | APPLICATION | PRICE |
|----------------------|------------------------------|-----------------|
| 19100 Complete | Fan & Pump Drive R & L | 09196-A 1.10 |
| RA-310 R.A. | First Reduction Shaft | 05983-A-1 4.35 |
| OR-310 O.R. | R & L after Serial #56624 | 05985-A-1 5.00 |
| 30405 I.R. | | 05984-A-1 7.50 |
| 04100 R.A. | First Reduction Shaft | 05983-A 5.30 |
| 33023 O.R. | Right & Left Prior to | 05984-A 11.30 |
| 32071 I.R. | Serial #56624 | 05985-A 5.60 |
| 17136 Complete | Second Reduction Shaft | 09411-A 21.00 |
| 04136 R.A. | or Final Drive | 05979-A 5.70 |
| 33027 O.R. | Right Side | 05981-A 10.55 |
| 32075 I.R. | | 05980-A 6.00 |
| 47186 Complete | Second Reduction Shaft | 09410-A 50.00 |
| 00521-04159 R.A. | or Final Drive Shaft | 05193-A 11.85 |
| 33028 O.R. | Left Side | 05191-A 26.75 |
| 32076 I.R. | | 05982-A 13.10 |
| 04267 R.A. | Rear Axle-Right | 07459-A 11.30 |
| 4376 O.R. | & Left Sides | 07514-A 4.65 |
| 1206 S.R. | Clutch Pilot - 1929 | 01550-AB 2.20 |
| 1310 S.R. | Clutch-Rear--1929 | 01551-AB-1 6.55 |
| 1305 S.R. | Power Take-Off--Front | 06693-A 2.50 |
| 1207 S.R. | Power Take-Off--Rear | 01720-AB 2.55 |
| 07098 Cone | Fan & Governor Shaft | 07449-A 1.60 |
| 07204 Cup | | 07450-A .95 |
| 28150 Cone | Power Take-Off Bevel | 07633-A 3.05 |
| 28315 Cup | Pinion Shaft--Inner | 07632-A 1.45 |
| 28138-28315 Complete | Power Take-Off Bev. Pin. Sh. | 010541-A 4.50 |
| 28138 Cone only | Out. & Gear Shift. Inner | 07631-A 3.05 |
| 26126-26283 Complete | Power Take-Off Bevel | 010543-A 3.90 |
| 26126 Cone Only | Gear Shaft--Outer | 07643-A 2.55 |

L, LI, LA, 26-40, 1928-49.


C133 FRONT WHEEL BEARING SET

| | | |
|----------------------|--|---|
| 1--3776 Cone | 02878-AB |  |
| 1--3720 Cup | 02879-AB | |
| 1--2580 Cone | 02880-AB | |
| 1--2523 Cup | 02881-AB | |
| 1--F13 Felt | 02876-AB | |
| | Price Complete | 10.20 |
| 358-354 Complete | Front Wheel--Inner | 7-AA 4.90 |
| 358 Cone | 1929-30 only | 01544-AB 3.10 |
| 354 Cup | | 01543-AB 1.80 |
| 14125-14274 Complete | Front Wheel--Outer | 010997-A 2.60 |
| 14125 Cone | 1929-30 only | 01462-AB 1.90 |
| 14274 Cup | | 01461-AB .70 |
| 3776-3720 Complete | Front Wheel--Inner | 576-AA 6.35 |
| 3776 Cone | All Models 1931-41 | 02878-AB 4.05 |
| 3720 Cup | | 02879-AB 2.30 |
| 2580-2523 Complete | Front Wheel--Outer | 575-AA 3.85 |
| 2580 Cone | All Models 1931-41 | 02880-AB 2.45 |
| 2523 Cup | | 02881-AB 1.40 |
| 3780 Cone | Front Wheel--Inner | 4.05 |
| 3720 Cup | LA 1948-49 only | 2.30 |
| 12175 Cone | Steering Worm Front & Rear | 2.60 |
| 12303 Cup | Lower - LA only | 1.25 |
| 14125-A Cone | Steering Worm Front & Rear | 1.90 |
| 14274 Cup | Upper - LA only | .70 |
| 21BC Cone | Steering Worm - 1948-49 | .70 |
| 24 Cup | Model LA | 1.05 |
| T126 Thrust | Steering Pivot (2 used) | .60 |
| 580-572 Complete | Rear Axle--Inner | 6-AA 13.85 |
| 580 Cone | Model L | 01548-AB 8.65 |
| 572 Cup | | 01547-AB 5.20 |
| 575-572 Complete | Rear Axle--Outer | 5-AA 13.85 |
| 575 Cone | Model L | 01549-AB 8.65 |
| 572 Cup | | 01547-AB 5.20 |
| 47688 Cone | Rear Axle Inner & Outer | 8.15 |
| 47621 Cup | LI-1941, LA-1940-41 | 5.55 |
| 536-532-A Complete | Differential--Right | 4-AA 9.45 |
| 536 Cone | & Left Sides | 01546-AB 5.50 |
| 532-A Cup | All Models 1928-41 | 01457-AB 3.95 |
| 33890 Cone | Spline Shaft R & L, LI-1941 also Belt | 4.85 |
| 33821 Cup | Pulley R & L & 1st & 2nd Reduc. Shaft | 2.30 |
| | LA, 1941 | |
| 463-453-A Complete | Belt Pulley, R & L 1929-1930 | 3AA 7.85 |
| 463 Cone | Sliding Gear Shaft, R & L | 01545-AB 4.65 |
| 453-A Cup | 1929-30, High Speed & Counter Shaft; 1931-37 | 1.20 |
| 09074-09194 Complete | Fan Shaft 1928-33 | 2-AA 1.70 |
| 09074 Cone | Governor Shaft 1928-35 | 01542-AB 1.25 |
| 09194 Cup | | 01541-AB .45 |
| 5211 D.R. | Clutch Rear | 9.10 |
| 7206 S.R. | Clutch Pilot | 01550-AB-1 2.15 |
| 1310 S.R. | Clutch - Rear to 1933 | 01551-AB-1 6.55 |
| 7213 S.R. | Clutch - Rear after 1933 | 03148-AB 6.85 |
| 1305 S.R. | Power Take-Off--Front | 06693-A 2.50 |
| 1207 S.R. | Power Take-Off--Rear | 01720-AB 2.55 |
| 7304 S.R. | Water Pump 1941-42 Models | 03157-AB |
| | LA, LI, LAI, Fan Front 1933 & up | 2.05 |

SEE PAGE 54 FOR

Joy Rider
The COMPLETE Tractor Story

CASE R, 1935-40; RC, RI, RO, 1940-49.

| BEARING NUMBER | | APPLICATION | PRICE |
|----------------|-----------|---|---------------|
| 2--14125 | Cone | C146 FRONT WHEEL BEARING SET | |
| 2--14274 | Cup | 01462-AB | |
| 1--F80 | Felt | 01461-AB | |
| | | 03748-AB | |
| | |  Price Complete 5.20 | |
| 14125 | Cone | Fr. Wheel; I & O "R" 35-39; | 01462-AB 1.90 |
| 14274 | Cup | Fr. Wheel, Outer only 1940 | 01461-AB .70 |
| 14125-14274 | Complete | Power Take-Off all 1935-40 | 010997-A 2.60 |
| 02877 | Cone | Fr. Wheel--Inner only, 1940 | 03766-AB 2.30 |
| 02820 | Cup | Belt Pulley R & L | 03765-AB 1.35 |
| 02877-02820 | Complete | Spline Shaft R & L | 1307-AA 3.65 |
| 2796 | Cone | Differential--Both Sides | 13351-AB 2.55 |
| 2720 | Cup | All 1935-1940 | 01455-AB 1.55 |
| 2796-2720 | Complete | | 1056-AA 4.10 |
| 399A | Cone | Rear Axle--Inner & Outer | 03754-AB 3.85 |
| 394A | Cup | All 1935-40 | 03755-AB 2.95 |
| 399A-394A | Complete | | 1304-AA 6.80 |
| 377 | Cone | Steering Pivot | 03780-AB 3.35 |
| 374 | Cup | To March 1937 | 03779-AB 2.00 |
| 377-374 | Complete | | 1312-AA 5.35 |
| T-139 | Thrust | Steering Pivot After March 1937 | 04271-AB .75 |
| 3901 | S.R. | Governor | B-6146 1.10 |
| E-15 | Mag. Brg. | Magneto (2) | 1.15 |
| 7205 | S.R. | Clutch Pilot | 07920-A 1.75 |
| 1308 | S.R. | Clutch Rear | 01858-AB 4.35 |
| 1305 | S.R. | Power Take-Off Front | 06693-A 2.50 |

S. SC, SO, SI, 1940-49.

| | | | |
|-------------|----------|-------------------------------------|---------------|
| 2788 | Cone | Belt Pulley Shaft R.H. | 01456-AB 2.55 |
| 2720 | Cup | | 01455-AB 1.55 |
| 2788-2720 | Complete | Front Wheel--Inner, 1949 | 4.10 |
| 02877 | Cone | Sliding Gear Shaft | 03766-AB 2.30 |
| 02820 | Cup | Front Wheel--Inner | 03765-AB 1.35 |
| 02877-02820 | Complete | | 3.65 |
| 14125 | Cone | Front Wheels--Outer | 01462-AB 1.90 |
| 14274 | Cup | Power Take-Off and | 01461-AB .70 |
| 14125-14274 | Complete | Single Front Wheel | 2.60 |
| T139 | Thrust | Steering Pivot | .75 |
| T107 | Thrust | Steering Shaft | .55 |
| 399A | Cone | Rear Axle Shaft, also | 3.85 |
| 394A | Cup | Differential Gear and Sprocket | 2.95 |
| 399A-394A | Complete | | 6.80 |
| 16150 | Cone | Power Take-Off--Front (SC, 1942-49) | 2.35 |
| 16284 | Cup | | 1.25 |
| 2796 | Cone | Power Take-Off--Rear (SC, 1942-49) | 2.55 |
| 2720 | Cup | | 1.55 |
| 7204 | S.R. | Clutch Pilot, All Except SI | 1.60 |
| 5208 | D.R. | Clutch Rear | 02931-AB 6.20 |
| 88504 | S.R. | Clutch Pilot SI Model Only | 2.20 |
| 1204 | S.R. | Power Take-Off--Front | 1.55 |
| 1207 | Brg. | Power Take-Off--Rear | 01720AB 2.55 |

V, VC, 1939-49.

| | | | |
|-------------|----------|-----------------------------------|---------------|
| 14125 | Cone | Front Wheel--Inner | 01462-AB 1.90 |
| 14274 | Cup | | 01461-AB .70 |
| 14125-14274 | Complete | | 2.60 |
| 09074 | Cone | Front Wheel--Outer | 01542-AB 1.25 |
| 09194 | Cup | | 01541-AB .45 |
| 14119 | Cone | Propeller Shaft | 1.90 |
| 14276 | Cup | | .70 |
| 14119-14276 | Complete | | 2.60 |
| 02878 | Cone | Bevel Pinion--Front | 2.30 |
| 02820 | Cup | | 1.35 |
| 02878-02820 | Complete | | 3.65 |
| 14137A | Cone | Power Take-Off Input--Front | 1.90 |
| 14274 | Cup | Trans. Main Shaft--Front & Centre | .70 |
| 14137-14274 | Complete | Belt Pulley R & L | 2.60 |
| 02872 | Cone | Trans. Main Shaft--Rear | 2.30 |
| 02830 | Cup | Bevel Pinion--Front | 1.35 |
| 02872-02830 | Complete | | 3.65 |
| 25580 | Cone | Power Take-Off Input--Rear | 3.10 |
| 25520 | Cup | | 1.85 |
| 25580-25520 | Complete | | 4.95 |
| 65385 | Cone | Bevel Pinion--Rear | 6.55 |
| 65321 | Cup | | 5.30 |
| 65385-65321 | Complete | | 11.85 |
| 28985 | Cone | Differential, Right & Left | 4.10 |
| 28920 | Cup | | 2.60 |
| 28985-28920 | Complete | | 6.70 |
| 389A | Cone | Rear Axle--Outer | 3.60 |
| 382 | Cup | | 2.00 |
| T139 | Thrust | Steering Pivot--Lower, VC Only | .75 |

CASE VA, VAC, 1942-49.

| BEARING NUMBER | | APPLICATION | PRICE |
|----------------|--------|---------------------------------------|-------|
| 14125 | Cone | Front Wheel--Inner | 1.90 |
| 14276 | Cup | | .70 |
| 09078 | Cone | Front Wheel--Outer (1942-47) | 1.25 |
| 09195 | Cup | | .45 |
| 09087 | Cone | Front Wheel--Outer (1948) | 1.25 |
| 09195 | Cup | | .45 |
| T101 | Thrust | Front Axle Spindle | .55 |
| 368 | Cone | Rear Axle--Inner | 3.20 |
| 362 | Cup | | 1.95 |
| 389A | Cone | Rear Axle--Outer | 3.60 |
| 382 | Cup | | 2.00 |
| 387 | Cone | Differential--Right | 3.60 |
| 382 | Cup | | 2.00 |
| 28682 | Cone | Differential--Left | 3.85 |
| 28622 | Cup | | 2.15 |
| 14116 | Cone | Bevel Pinion--Front, Clutch Sh. R & L | 1.90 |
| 14276 | Cup | Sliding Gear Shaft--Left | .70 |
| 3877 | Cone | Bevel Pinion--Rear | 3.75 |
| 3822RB | Cup | With Snap Ring, Bev. Pinion--Rear | 3.30 |
| 15120 | Cone | Sliding Gear Shaft--Right | 1.85 |
| 15244 | Cup | | 1.15 |
| 14137A | Cone | P.T.O.--Front, Rear, Belt Pulley | 1.90 |
| 14276 | Cup | Right & Left | .70 |

CATERPILLAR 15, 1930-35

| | | | |
|-----------|--------------------------|---|---------------|
| 422 | Cone | Bevel Gear--Right & Left | 1-B-3888 3.85 |
| 414 | Cup | 1-D-5 & up; 7-C-103 & up | 1-B-3886 2.05 |
| 462 | Cone | Sprocket Shaft--Outer | 1-B-3901 4.65 |
| 453-A | Cup | Serial 1-D & up | 1-B-3900 3.20 |
| 567 | Cone | Sprocket Shaft--Inner | 1-B-3897 6.85 |
| 563 | Cup | Serial 1-D-1 & up | 1-B-3922 4.90 |
| 3383 | Cone | Intermediate Gear Shaft--R&L | 1-B-3966 3.35 |
| 3329-B | Cup | Serial 1-D-1 & up | 1-B-3967 2.70 |
| 53176 | Cup | Bevel Gear Shaft--R. & L. | 1-B-4031 4.95 |
| 53387 | Cup | Serial PV-1 to PV-7532 | 1-B-4032 2.95 |
| 566 | Cone | Sprocket Shaft--Outer | 1-B-3921 6.85 |
| 563 | Cup | Serial PV-1 to PV-7532 | 1-B-3922 4.90 |
| 3577 | Cone | Sprocket Shaft--Inner | 1-B-3969 4.10 |
| 3525-B | Cup | Serial PV-1 to PV-7532 | 1-B-3870 2.90 |
| 559 | Cone | Sprocket Shaft--Outer | 1-B-3920 6.55 |
| 552-A | Cup | Serial 7-C-103 & up | 1-B-3918 4.90 |
| 3187 | Cone | Sprocket Shaft--Inner | 1-B-3857 2.95 |
| 3120-B | Cup | Serial 7-C-103 & up | 1-B-3958 2.50 |
| 44156 | Cone | Bevel Gear Shaft--Right & L. | 1-B-4025 4.10 |
| 44348 | Cup | Serial 7-C-1 to 7-C-102 | 1-B-4026 1.85 |
| 205 | S.R. | Fan--Front & Rear--1933-35 | 1-B-4106 1.70 |
| 206 | S.R. | Stationary Drive Shaft--Front, 1933-35. Also Gen. Pulley & Rear Power Take-Off, Upper Front | 1-B-4108 2.20 |
| 307 | S.R. | Main Shaft--Fr. & Rear--1930-32; Counter-shaft, Fr. 1930-32; Pulley Shaft--R, 1930-35; Master Pinion 1933-35; Rear P.T.O.--1933-35; Lift Worm, 1933-35. | |
| | | 1-B-4117 | 3.55 |
| 306 | S.R. | Power Control--Rear--1933; Spline Shaft--Fr. & Rear--1933-35; Countershaft--Front, 1933-35 | 1-B-4116 3.05 |
| 407 | S.R. | Countershaft--Rear--1933-35 | 1-B-4128 7.30 |
| 404 | S.R. | Rear P.T.O. upper Fr. 33-35 | 1-B-4125 3.20 |
| 305 | S.R. | Rear P.T.O. lower Fr. 33-35 | 1-B-4115 2.50 |
| 303 | S.R. | Fan Shaft Front--1930-32 | 1-B-4114 1.80 |
| 308 | S.R. | 2 Final Drive Pinions & Pulley Shaft, 1930-32 | 1-B-4118 4.35 |
| 408 | S.R. | Countershaft--Rear-1930-32 | 1-B-4129 6.85 |
| 209 | S.R. | Front Power Lift Clutch Shaft Right--1933-35 | 1-B-4111 3.30 |
| 310 | S.R. | Front Power Lift Clutch Shaft Left--1933-35 | 1-B-4120 6.55 |
| 0208 | Rad. Thrust | Clutch Throwout--1933-35 | 1-B-4085 4.30 |
| 0209 | Rad. Thrust | Steering Cl. Throwout; 33-35 | 1-B-4086 4.75 |
| 0210 | Rad. Thrust | Steering Cl. Release; 30-32 | 1-B-4100 5.20 |
| RA-307 | R.A. | Stat. Drive Shaft--Rear--1933-35; (7123) | 1-B-3723 3.00 |
| RA-308 | R.A. | Stationary Drive Shaft--Rear | 1-B-3726 3.85 |
| OR-308 | O.R. | 1930-32; Pulley Shaft--Left 1933-35. (7124) | 1-B-3727 4.60 |
| RA-309 | R.A. | Pulley Shaft--Right--1930-32 | 52366 4.30 |
| OR-211-CT | O.R. | | 1-A-1471 4.60 |
| SRA-403 | R.A. | Clutch Pilot | 1-B-3737 1.70 |
| OR-304 | O.R. | 1930-32 | 1-B-3740 2.15 |
| 17059 | 00531, R.A. (31262 O.R.) | Clutch Pilot--1933-35 (7788) | 4.60 |

We Offer:

A COMPLETE BEARING SERVICE

CATERPILLAR

20, 1928-35

| BEARING NUMBER | | APPLICATION | PRICE |
|----------------|------|--|----------------|
| 559 | Cone | Sprocket Shaft--Inner & Outer | 1-B-3920 6.55 |
| 552A | Cup | Fits L-1 to L-1970 & PL-1 to 6319 | 1-B-3918 4.90 |
| 72200 | Cone | Bevel Gear Shaft--R & L, Li | 1-B-4046 7.90 |
| 72487 | Cup | to L-1686 & PL-1 to PL2517 | 1-B-4038 4.40 |
| 72212 | Cone | Bev. Gear Shaft--R & L Ser. | 1-B-4037 7.90 |
| 72487 | Cup | L-1687 to L-1970 & PL-2518 to PL-6319 | 1-B-4038 4.40 |
| 53176 | Cone | Bevel Gear Shaft--R & L | 1-B-4031 4.95 |
| 53387 | Cup | Serial 8-C-1 & up | 1-B-4032 2.95 |
| 566 | Cone | Sprocket Shaft--Outer | 1-B-3921 6.85 |
| 563 | Cup | Serial 8-C-1 & up. | 1-B-3922 4.90 |
| 3577 | Cone | Sprocket Shaft--Inner | 1-B-3969 4.10 |
| 3525-B | Cup | Serial 8-C-1 & up | 1-B-3970 2.90 |
| RA-305 | R.A. | Master Clutch Pilot--1928-32 | 1-B-3716 2.00 |
| OR-305 | O.R. | | 1-B-3717 1.95 |
| 16953 | R.A. | Steering Cl.Sh. Bell; 1928-32 | 1-B-3847 2.00 |
| 308 | S.R. | Trans.Shift, F. & R.--1928-32 | 1-B-4118 4.35 |
| | | Master Pin. & Rear P.T.O., 33-35 | 1-B-4119 5.30 |
| 309 | S.R. | Pulley Shaft--1930-32 | 1-B-4119 5.30 |
| 406 | S.R. | Countershaft--Front 1930-32 | 1-B-4127 3.80 |
| 410 | S.R. | Trans.Countershaft--Rear 28-32 | 1-B-4137 10.15 |
| 0212 | R.T. | Secondary Drive, 1928 Steering Clutch Release--1930-32 | 1-B-4101 7.60 |
| 310 | S.R. | Sec. Drive, 1928, Final Drive, 29-32. | 1-B-4120 6.55 |
| 205 | S.R. | Fan--Front & Rear, 1933-35 | 1-B-4106 1.70 |
| 206 | S.R. | Lighting Gen. Pulley, 1933-35 | 1-B-4108 2.20 |
| 0210 | R.T. | Trans. & Steering Clutch Throwout, 1933-35 | 1-B-4100 5.20 |
| 307 | S.R. | Spline Shaft--Front & Rear, 1933-35, Countershaft--Front | 1-B-4117 3.55 |
| 408 | S.R. | Countershaft & Stationary Drive Shaft--Rear, 1933-35 | 1-B-4129 6.85 |
| 208 | S.R. | Stationary Drive Shaft--Fr., 1933-35 | 1-B-4110 3.00 |
| 207 | S.R. | Main Exten. Shaft, 1930-32 | 1-B-4109 2.55 |
| 306 | S.R. | Power Control & P.T.O. 1933-35 | 1-B-4109 2.55 |
| 405 | S.R. | Power Control & P.T.O. 1933-35 | 1-B-4116 3.05 |
| 00506 | R.A. | P.T.O.--Upper Shaft--Rear, 33-34 | 1-B-4126 3.20 |
| 4803 | O.R. | Track Wheels; Track Rollers;-- | 1-B-3793 4.85 |
| 30611 | I.R. | Blank Sprocket, 1928-32 | 1-B-3794 1.70 |
| 16903 | R.A. | Track Wheels & Bl. Sprocket | 1-B-3795 6.80 |
| 33016 | O.R. | Pulley Shaft, 1928-32 | 1-B-3750 4.25 |
| | | | 1-B-3751 8.65 |
| RA-309 | R.A. | Stat. Drive Shaft, 1928-32; | |
| OR-309 | O.R. | Pulley Shaft Right, 1933-35. | 52366 4.30 |
| OR-211-CT | O.R. | OR-309--Used to 1932 | 52365 5.40 |
| RA-308 | R.A. | Used for 1933-35 | 1-A-1471 4.60 |
| OR-308 | O.R. | Stationary Drive Shaft | 1-B-3726 3.85 |
| RA-310 | R.A. | Rear, 1933-35 | 1-B-3727 4.60 |
| SWOR-212 | O.R. | Pulley Shaft--Right, 1928-32 | 1-B-3729 4.35 |
| SRA-403 | R.A. | | 1-A-1673 7.50 |
| OR-304 | O.R. | Trans. Clutch Pilot, 1933-35 | 1-B-3739 1.70 |
| | | | 2.15 |

D2, R2, 22.

| | | | |
|----------|------|-----------------------------|----------------|
| 566 | Cone | Sprocket Shaft--Outer | 1-B-3921 6.85 |
| 563 | Cup | Also Model 22 2F1 & up | 1-B-3922 4.90 |
| 3577 | Cone | Sprocket Shaft--Inner | 1-B-3969 4.10 |
| 3525-B | Cup | Also Model 22 2F1 & up | 1-B-3970 2.90 |
| 438 | Cone | Bev. Gear Shaft--Both Ends | 1-B-3890 4.10 |
| 432 | Cup | Also Model 22 2F1 & up | 1-B-3891 2.45 |
| SRA-403 | R.A. | Clutch Pilot--(7385) | 1-B-3737 1.70 |
| OR-304 | O.R. | | 1-B-3740 2.15 |
| 1206-TS | R.A. | Transmission Pilot | 3-B-1317 2.30 |
| A-5206 | I.R. | | 4-B-3697 1.45 |
| BU-1307 | R.A. | Trans.Control Shaft--Rear | 4-B-3693 7.15 |
| 1307-ZA | I.R. | | 4-B-4582 2.90 |
| 1306-TBS | R.A. | Belt Pulley | 4.60 |
| A-1306 | I.R. | | 1.25 |
| 1308-YS | R.A. | Final Drive Pinion--Outside | 4-B-5559 7.70 |
| R-1308 | I.R. | | 4-B-5558 3.40 |
| 1309-YS | R.A. | Final Drive Pinion--Inside | 3-B-3966 10.80 |
| R-1309 | I.R. | | 3-B-3967 4.25 |
| BU-1309 | R.A. | Final Drive Pinion | 3-B-8844 10.70 |
| 1309-ZA | I.R. | (Wide Tread)--Inside | 3-B-8860 3.65 |
| 93420 | R.A. | Steering Clutch Crank | .75 |
| 93524 | R.A. | Trans. Reverse Idler | 1.00 |
| 1205 | S.R. | Fan Both ends | 1.70 |
| 0211 | S.R. | Clutch Thrust | 2-B-9338 6.25 |

60 ALL SERIES, 65 DIESEL

| | | | |
|------|------|------------------------------|----------------|
| 759 | Cone | Final Drive Pinion Shaft-- | 1-B-3933 13.90 |
| 752 | Cup | Inner & Outer | 1-B-3934 9.50 |
| 936 | Cone | Bevel Gear Shaft--R & L | 1-B-3941 33.20 |
| 932 | Cup | | 1-B-3942 28.45 |
| 5564 | Cone | Lower Transmission Shaft | 1-B-3988 7.45 |
| 5520 | Cup | Inner & Bev. Pin. Shaft, Fr. | 1-B-3986 5.00 |
| 5551 | Cone | Belt Pulley Drive | 1-B-3985 8.35 |
| 5520 | Cup | | 1-B-3986 5.00 |

CATERPILLAR
60 ALL SERIES, 65 DIESEL

| BEARING NUMBER | | APPLICATION | PRICE |
|---|------|---|----------------|
| 6552 | Cone | Sprocket Shaft--Inner & Outer | 1-B-4001 18.50 |
| 6520 | Cup | | 1-B-4002 12.10 |
| (6552-R. Cone & 6510 Cup in Book make is replaced by 6552-6520) | | | |
| 6553 | Cone | Sprocket Shaft--Inner | 1-B-4004 18.50 |
| 6520 | Cup | Serial 101-A to 1125-A | 1-B-4002 12.10 |
| 6554 | Cone | Lower Transmission Shaft-- | 1-B-4006 18.50 |
| 6520 | Cup | PA-1 to PA-13516; Sprocket Shaft--Outer 101A to 5532A | 1-B-4002 12.10 |
| 306 | S.R. | Fan Shaft--Front (101 to 400) | 1-B-4116 3.05 |
| 5304 | D.R. | Fan Shaft--Rear (101 to 400) | 1-B-4140 4.85 |
| 406 | S.R. | Fan Shaft (401 and up) | 1-B-4127 3.80 |
| 5313 | D.R. | Trans. Main Shaft--Front | 1-B-4133 26.30 |
| 213 | S.R. | Mainshaft Exten. & Stationary Driveshaft--Front | 1-B-4113 6.60 |
| 311 | S.R. | Pulley Shaft--Rear "60"; 1 "65" | 1-B-4121 7.90 |
| 312 | S.R. | Rear Power Take-Off | 1-B-4122 9.80 |
| 316 | S.R. | Rear Power Take-Off | 1-B-4124 21.65 |
| RA-306 | R.A. | Fan Shaft (7092) | 1-B-3719 2.50 |
| OR-306 | O.R. | | 1-B-3720 2.70 |
| IR-306 | I.R. | | 1-B-3721 2.00 |
| 04136 | R.A. | Main Driveshaft--Centre Splineshaft--Rear (7808) | 1-B-3741 5.70 |
| 33027 | O.R. | on "65"; 1933-35 | 1-B-3742 10.55 |
| 32075 | I.R. | (7800) Pulley Shaft | 1-B-3760 6.00 |
| 04099 | R.A. | | 1-B-3787 7.40 |
| 33088 | O.R. | | 1-B-3788 16.35 |
| 32024 | I.R. | | 1-B-3789 7.50 |
| 04329 | R.A. | Lower Track Roller (7764) | 1-B-3797 7.00 |
| 4804 | O.R. | | 1-B-3798 3.15 |
| 04010 | R.A. | Idler Sprocket (7785) | 1-B-3804 8.30 |
| 4807 | O.R. | | 1-B-3805 4.30 |
| RA-313 | R.A. | Stationary Driveshaft--Rear | 1-B-3734 9.30 |
| OR-313 | O.R. | & Pulley Shaft (7888) | 1-B-3735 18.00 |
| IR-313 | I.R. | | 1-B-3736 7.15 |

30, 1926-42

Serial S-1001 to S-10536 & PS-1 to PS-14292

| | | | |
|--|------|---|----------------|
| 759 | Cone | Bevel Gear Shaft--R & L | 1-B-3933 13.90 |
| 752 | Cup | | 1-B-3934 9.50 |
| 6377 | Cone | Sprocket Shaft--Inner & Outer | 1-B-3996 10.65 |
| 6320 | Cup | | 1-B-3997 7.70 |
| (6358-R Cone & 6320 Book Complete is replaced by 6377-6320 Complete) | | | |
| 408-BT | Ball | Final Drive Pinion--Outer | S-1146 10.25 |
| | | (Special Threaded Inner Raceway) | |
| 307 | S.R. | Fan Shaft--Front | 1-B-4117 3.55 |
| 305 | S.R. | Fan Shaft--Rear | 1-B-4115 2.50 |
| 407 | S.R. | Mainshaft--Frt. & Rear; | |
| | | Mainshaft Extension | 1-B-4128 7.30 |
| 408 | S.R. | Countershaft--Frt. & Mainshaft Extension | 1-B-4129 6.85 |
| 5311 | D.R. | Countershaft--Rear | 1-B-4132 17.20 |
| 313 | S.R. | Fits Both Final Drive Pinions | 1-B-4123 11.95 |
| RA-207 | R.A. | Main Clutch (7199) | 1-B-3702 2.90 |
| OR-207CT | O.R. | | 1-B-3703 3.00 |
| IR-207 | I.R. | | 1-B-3704 1.45 |
| 16903 | R.A. | Shaft-Pulley End, | 1-B-3750 4.25 |
| 33016 | O.R. | (7372 or 7872) | 1-B-3751 8.65 |
| 32014 | I.R. | | 1-B-3785 7.00 |
| 01090 | R.A. | Blank Sprocket (1463) | 1-B-3801 3.55 |
| 4806 | O.R. | | 1-B-3802 2.15 |
| 00506 | R.A. | Track Wheels (7140) | 1-B-3793 4.85 |
| 4803 | O.R. | | 1-B-3794 1.70 |
| 30611 | I.R. | | 1-B-3795 6.80 |
| RA-311 | R.A. | Stat. Driveshaft--Rear | 1-B-3731 6.40 |
| OR-311 | O.R. | (7884) | 1-B-3731 9.90 |
| SWOR-213 | O.R. | Used with RA-311 Roller Ass'y on Pulley Shaft | 10.60 |

R4, D4, RD4, 30, 1936-38

| | | | |
|---------|------|--------------------------|----------------|
| 555S | Cone | Bevel Gear Shaft R & L | 2-B-9049 6.55 |
| 552A | Cup | | 1-B-3918 4.90 |
| 685 | Cone | Sprocket Shaft, Inner | 2-B-9174 12.75 |
| 672B | Cup | | 2-B-9175 12.60 |
| 580 | Cone | Sprocket Shaft, Outer | 1-B-3924 8.65 |
| 572 | Cup | | 1-B-3925 5.20 |
| 1307-TS | R.A. | Main Trans. Shaft Pilot | 3-B-3984 4.80 |
| AB-1307 | I.R. | | 3-B-3985 2.00 |
| 1309-YS | R.A. | Final Drive Pin--Outside | 3-B-3966 10.80 |
| R-1309 | I.R. | | 3-B-3967 4.25 |
| 1311-YS | R.A. | Final Drive Pin.--Inside | 3-B-3968 15.60 |
| R-1311 | I.R. | | 3-B-3969 6.70 |
| SRA-404 | R.A. | Clutch Pilot | 3-B-828 2.00 |
| OR-305 | O.R. | | 1-B-3717 1.95 |
| 94416 | R.A. | Steering Clutch Throwout | 3-B-568 .95 |
| 31275 | O.R. | Lever | 3-B-567 2.75 |
| 93628 | R.A. | Reverse Gear | 2-B-9367 1.25 |
| 94726 | R.A. | Steering Clutch Yokes | 3-B-570 1.25 |
| 1307 | S.R. | Trans. Main Shaft | 3-B-9112 3.55 |

COCKSHUTT 30, 30R

CO-OP E3

| BEARING NUMBER | | APPLICATION | PRICE |
|----------------|--------|------------------------------------|-------|
| 2788 | Cone | Front Wheel--Inner | 2.55 |
| 2720 | Cup | | 1.55 |
| 15118 | Cone | Front Wheel--Outer | 1.85 |
| 15250 | Cup | | 1.15 |
| T-139 | Thrust | King Pin (Model 30 only) | .75 |
| 387 | Cone | Rear Wheel--Inner & Outer | 3.60 |
| 382A | Cup | | 2.00 |
| 3979 | Cone | Differential--Right & Left | 4.60 |
| 3920 | Cup | | 3.10 |
| 14137 | Cone | Pinion Front | 1.90 |
| 14276 | Cup | P.T.O.--Rear | .70 |
| 46150 | Cone | Pinion--Rear | 4.85 |
| 46368 | Cup | | 3.25 |
| 14119-A | Cone | Belt Pulley & Drive--Inner & Outer | 1.90 |
| 14276 | Cup | | .70 |
| 15578 | Cone | Power Take-Off--Front | 2.00 |
| 15520 | Cup | | 1.30 |

CO-OP NO. 1, 1936-37

| | | | |
|--------|------|----------------------------|------|
| 14117 | Cone | Front Wheel--Inner & Outer | 1.90 |
| 14274 | Cup | | .70 |
| 395 | Cone | Rear Wheel--Inner | 3.85 |
| 394A | Cup | | 2.95 |
| 387 | Cone | Rear Wheel--Outer | 3.60 |
| 382-A | Cup | | 2.00 |
| 53176 | Cone | Pinion Shaft--Front (2) | 4.95 |
| 53375 | Cup | | 2.95 |
| 3984 | Cone | Differential--Right & Left | 4.60 |
| 3920-A | Cup | | 3.10 |
| 2788 | Cone | Chain Case (2) | 2.55 |
| 2720 | Cup | | 1.55 |

CO-OP No.2, 1936-42.

| | | | |
|--------|--------|--|------|
| 2788 | Cone | Front Wheel--Inner | 2.55 |
| 2720 | Cup | | 1.55 |
| 15100 | Cone | Front Wheel--Outer | 1.85 |
| 15250 | Cup | | 1.15 |
| 33281 | Cone | Rear Wheel--Inner | 5.55 |
| 33462 | Cup | | 4.05 |
| 3982 | Cone | Rear Wheel--Outer | 4.60 |
| 3920 | Cup | | 3.10 |
| 53178 | Cone | Pinion Shaft--Front (2) | 4.95 |
| 53390D | Cup | | 5.05 |
| 3984 | Cone | Differential--Right & Left | 4.60 |
| 3920 | Cup | | 3.10 |
| 3383 | Cone | Power Take-Off Bevel Gear Shaft--Left | 3.35 |
| 3329 | Cup | | 1.80 |
| 342 | Cone | Power Take-Off Bevel Gear Shaft--Right | 2.85 |
| 3329 | Cup | Power Take-Off Pulley Shaft--R & L | 1.80 |
| 347 | Cone | Steering Pivot | 2.85 |
| 332 | Cup | | 1.65 |
| T-107 | Thrust | King Pin | .55 |

CO-OP No.3, 1936-42.

| | | | |
|---------|--------|--|------|
| 2788 | Cone | Front Wheel--Inner | 2.55 |
| 2720 | Cup | | 1.55 |
| 15100 | Cone | Front Wheel--Outer | 1.85 |
| 15250 | Cup | | 1.15 |
| 480 | Cone | Rear Wheel--Inner & Outer | 5.40 |
| 472-A | Cup | | 3.95 |
| 53176 | Cone | Pinion Shaft--Front (2 used) | 4.95 |
| 53387 | Cup | | 2.95 |
| 567 | Cone | Differential--Right & Left | 6.85 |
| 563 | Cup | | 4.90 |
| 3383 | Cone | Power Take-Off Bevel Gear Shaft--Left | 3.35 |
| 3329 | Cup | | 1.80 |
| 342 | Cone | Power Take-Off Bevel Gear Shaft--Right | 2.85 |
| 3329 | Cup | Power Take-Off Pulley Shaft Right & Left | 1.80 |
| 347-X | Cone | Steering Pivot | 2.85 |
| 332 | Cup | | 1.65 |
| T-107 | Thrust | King Pin | .55 |
| 39590 | Cone | Rear Wheel--Outer | 5.40 |
| 39520 | Cup | 1948 | 3.50 |
| 482 | Cone | Differential Right & Left | 5.40 |
| 472 | Cup | 1948 | 3.95 |
| 55175 | Cone | Pinion Front (2 used) | 5.35 |
| 55443 | Cup | 1948 | 3.15 |
| 14117-A | Cone | Power Take-Off Input--Right & Left | 1.90 |
| 14274 | Cup | | .70 |
| 14131-A | Cone | Power Take-Off Output--Right | 1.90 |
| 14274 | Cup | | .70 |
| 14125-A | Cone | Power Take-Off Output--Left | 1.90 |
| 14274 | Cup | | .70 |

CO-OP E3 See Cockshutt 30.

JOHN DEERE

D, D1, 1925-42

722X FRONT WHEEL BEARING SET

| | | |
|---------|----------|---------|
| 1--3383 | Cone | JD-7224 |
| 1--3320 | Cup | JD-7270 |
| 1--2785 | Cone | JD-7216 |
| 1--2720 | Cup | JD-7266 |
| 1--R14 | Retainer | D-635 |
| 1--F15 | Felt | D-636 |




Price Complete 9.25

723X FRONT WHEEL BEARING SET

For Early 1929 only--Serial 68880 to 90521

| | | |
|----------|----------|---------|
| 1--342 | Cone | JD-7226 |
| 1--3320 | Cup | JD-7270 |
| 1--14131 | Cone | JD-7219 |
| 1--14274 | Cup | JD-7262 |
| 1--R14 | Retainer | D-635 |
| 1--F15 | Felt | D-636 |



Price Complete 7.25

725X REAR WHEEL BEARING SET

| | | |
|--------|----------|-------|
| 1--575 | Cone | |
| 1--572 | Cup | |
| 1--F17 | Felt | D-373 |
| 1--R19 | Retainer | D-766 |




Price Complete 13.85

| BEARING NUMBER | | APPLICATION | | PRICE |
|-------------------|--------|------------------------------------|---------|-------|
| 3383 | Cone | Front Wheel--Inner | JD-7224 | 3.35 |
| 3320 | Cup | 1925-41 | JD-7270 | 1.80 |
| 3383-3320 | Comp. | (Except Early 1929) | JD-7324 | 5.15 |
| 2785 | Cone | Front Wheel--Outer | JD-7216 | 2.55 |
| 2720 | Cup | 1925-41 | JD-7266 | 1.55 |
| 2785-2720 | Comp. | (Except Early 1929) | JD-7316 | 4.10 |
| 342 | Cone | Front Wheel--Inner | JD-7226 | 2.85 |
| 3320 | Cup | Early 1929 only | JD-7270 | 1.80 |
| 342-3320 | Comp. | Serial 68880 to 95944 | JD-7326 | 4.65 |
| 14131 | Cone | Front Wheel--Outer | JD-7219 | 1.90 |
| 14274 | Cup | Early 1929 only | JD-7262 | .70 |
| 14131-14274 | Comp. | Serial 68880 to 95944 | JD-7319 | 2.60 |
| 575 | Cone | Rear Wheel | JD-7248 | 8.65 |
| 572 | Cup | Both Sides to 1935 | JD-7298 | 5.20 |
| 575-572 | Comp. | Inner only--1936-40 | JD-7348 | 13.85 |
| 580 | Cone | Rear Wheel--Outer only | JD-7376 | 8.65 |
| 572 | Cup | 1936-40 | JD-7298 | 5.20 |
| 580-572 | Comp. | | | 13.85 |
| 47680 | Cone | Rear Wheel--Inner | | 8.15 |
| 47621 | Cup | 1941 only | | 5.55 |
| 47685 | Cone | Rear Wheel | | 8.15 |
| 47621 | Cup | Outer 1941 only | | 5.55 |
| 02475 | Cone | Brake Shaft--Inner | JD-7390 | 2.20 |
| 02420 | Cup | 1936-41 | JD-7415 | 1.30 |
| 2788 | Cone | Brake Shaft--Outer | JD-7222 | 2.55 |
| 2720 | Cup | 1936-41 | JD-7266 | 1.55 |
| 3192 | Cone | Power Take-Off | JD-7210 | 2.95 |
| 3120 | Cup | Cross Shaft--Inner & Outer | JD-7260 | 1.65 |
| 3192-3120 | Comp. | 1926-1936 | JD-7310 | 4.60 |
| 14137 | Cone | Power Shaft Quill | JD-7207 | 1.90 |
| 14274 | Cup | 1931 to 1936 | JD-7262 | .70 |
| 14137-14274 | Comp. | | JD-7307 | 2.60 |
| 3193 | Cone | Power Shaft Idler Gear: Inner | JD-7214 | 2.95 |
| 422 | Cone | Power Shaft Idler Gear: Outer | JD-7351 | 3.85 |
| 359S | Cone | Power Shaft Bevel Gear--Rear | JD-7231 | 3.10 |
| 354-A | Cup | 1931 to 1936 | JD-7282 | 1.80 |
| 359S-354A | Comp. | | JD-7332 | 4.90 |
| 3780 | Cone | Power Shaft Bevel Gear--Front | JD-7350 | 4.05 |
| 3720 | Cup | 1931 to 1936 | JD-7297 | 2.30 |
| 3780-3720 | Comp. | | JD-7651 | 6.35 |
| 21-A | Cone | Steering Worm--Upper & Lower | JD-7205 | .70 |
| 23 | Cup | 1931 to 1940 | JD-7253 | .60 |
| 21-A-23 | Comp. | | JD-7323 | 1.30 |
| RA-212 | R.A. | Motor Shaft--Right (7677) | JD-7544 | 4.30 |
| OR-212 | O.R. | or Pulley Clutch | JD-7494 | 4.90 |
| IR-212 | I.R. | 1925 to 1942 | JD-7594 | 3.25 |
| C-212 | Comp. | | JD-7644 | 11.60 |
| RA-310 | R.A. | Final Drive Shaft | JD-7534 | 4.35 |
| OR-310 | O.R. | or Differential | JD-7484 | 5.00 |
| IR-310 | I.R. | Both Sides--1925-1942 | JD-7584 | 2.80 |
| C-310 | Comp. | | JD-7634 | 11.30 |
| WRA-207 | R.A. | Crankshaft (7199) | | 3.40 |
| OR-306 | O.R. | 1931 to 1942 | | 2.70 |
| WIR-207 | I.R. | | | 2.10 |
| WRA-209 | R.A. | Power Take-Off Spool Shaft | JD-7540 | 4.45 |
| WOR-209 | O.R. | Mitre--1931 to 1942 (7201) | JD-7490 | 5.10 |
| SRA-406 | R.A. | Spool Gear (7386) | | 3.00 |
| 1303 | S.R. | Governor & Fan--Both Sides | JD-7653 | |
| | | used up to 1929 | | 1.80 |
| 77603 | S.S.R. | Governor & Fan--Both Sides | | |
| | | used 1930 to 1931 | JD-7658 | 1.95 |
| 909001 | Cone | This Ball Bearing 909001 (JD-7654) | JD-7656 | |
| replaces | Cup | fits Gov. & Fan Shaft--Both | JD-7655 | |
| JD-7654 Separator | | sides--1931 & up (109944 & up) | | 1.95 |
| JD-7657 | | | | |
| 1309 | S.R. | Trans. Spline Shaft 1926-1942 | JD-7680 | 5.30 |
| 1307 | S.R. | Power Take-Off (2) | JD-7670 | 3.55 |
| A120 | Thrust | Governor Shaft Thrust | AD-7 | 3.70 |

JOHN DEERE

A, AI, AO, AW, AR, AN, ANH, 1934-42.

72X FRONT WHEEL BEARING SET


| | | | |
|----------------|----------|---------|---|
| 1--3383 | Cone | JD-7224 |  |
| 1--3320 | Cup | JD-7270 | |
| 1--2785 | Cone | JD-7216 | |
| 1--2720 | Cup | JD-7266 | |
| 1--R14 | Retainer | D-635 | |
| 1--F15 | Felt | D-636 | |
| Price Complete | | | 9.25 |

| BEARING NUMBER | APPLICATION | PRICE |
|----------------|--|--------------|
| 3383 | Cone Front Wheel--Inner | JD-7224 3.35 |
| 3320 | Cup all Models except "AN" "AH" | JD-7270 1.80 |
| 3383-3320 | Comp. | JD-7324 5.15 |
| 2788 | Cone Front Wheel--Inner | JD-7222 2.55 |
| 2720 | Cup Models "AN" "AH" | JD-7266 1.55 |
| 2788-2720 | Comp. 1936-41 | JD-7865 4.10 |
| 2785 | Cone Front Wheel--Outer | JD-7216 2.55 |
| 2720 | Cup All Models | JD-7266 1.55 |
| 2785-2720 | Comp. Except "AN", "ANH" 1941 | JD-7316 4.10 |
| 482 | Cone Rear Wheels--Inner & Outer, all | JD-7245 5.40 |
| 472A | Cup Models 1934, 35, 36 & 40-41 Except | JD-7296 3.95 |
| 482-472-A | Comp. A-I, Inner only on AI, 1936-40 | JD-7345 9.35 |
| 567 | Cone Rear Wheel--Outer | JD-7412 6.85 |
| 563 | Cup on Model AI, 1936-40 only | JD-7412 4.90 |
| 567-563 | Comp. | 11.75 |
| 33275 | Cone Rear Wheel--Inner & Outer, -- | JD-7392 5.55 |
| 33462 | Cup A, AN, AH, AWH, AO, 1937-41 | JD-7416 4.05 |
| 33275-33462 | Comp. | JD-8001 9.60 |
| 444 | Cone Differential--Right & Left | JD-7361 4.10 |
| 432 | Cup All to 1939; AR, AO, AI, 1940 only | JD-7274 2.45 |
| 444-432 | Comp. | 6.55 |
| 45280 | Cone Differential Left, Serial #584000 | 4.95 |
| 45221 | Cup and up | 3.35 |
| 33880 | Cone Differential--Right & Left 1940-41 | 4.85 |
| 33821 | Cup A, AW, AWH, AN, ANH, AR, AO | 2.30 |
| 33880-33821 | Comp. | 7.15 |
| 09078 | Cone Camshaft--Right & Left | JD-7358 1.25 |
| 09194 | Cup All Models | JD-7250 .45 |
| 21A | Cone Steering Worm--Front & Rear | JD-7205 .70 |
| 23 | Cup All Models | JD-7253 .60 |
| 21A-23 | Comp. | JD-7323 1.30 |
| 41308 | S.R. Drive Shaft to 1939 | JD-7672 4.60 |
| 2582 | Cone Countershaft--Right, 1936-39-40 | JD-7367 2.45 |
| 2525 | Cup Models AI, AN, ANH, AO, AR. | JD-7405 1.50 |
| 2582-2525 | Comp. | 3.95 |
| 3776 | Cone Countershaft--Left | JD-7349 4.05 |
| 3733 | Cup All Models, 1936-41 | JD-7411 2.70 |
| 3776-3733 | Comp. | JD-7888 6.75 |
| 3193 | Cone Countershaft--Right | JD-7214 2.95 |
| 3120 | Cup A, AW, AWH, AN, ANH 1940-41 | JD-7260 1.65 |
| 3193-3120 | Comp. Also AR | 4.60 |
| 909001 | Cone Ball Bearing Comp. (3 Pieces) | JD-7656 |
| | Cup Governor & Fan--Both Sides | JD-7655 |
| | Separator Complete No. JD-7654 | JD-7657 1.95 |
| 1206 | S.R. Pulley Shaft & Pulley Drive Shaft-- | JD-7664 2.20 |
| | Right, Overdrive Gear Pilot | 5.85 |
| AI209-TS | Roll.Comp. Pulley Shaft:Clutch Belt Pulley, 1940 | |
| 1305 | S.R. Sliding Gear Shaft--Right; Power Take- | JD-7673 2.50 |
| | Off Drive Shaft--Right to 1941 | |
| 1306 | S.R. Sliding Gear Shaft--Left; Power Take- | JD-7665 3.05 |
| | Off Drive Shaft--Left to 1941 | 4.60 |
| 41308 | S.R. Sliding Gear Shaft Drive Gear | JD-7672 4.60 |
| 7209 | S.S.R. Steering Spindle--Lower on "A" | JD-7680 3.40 |
| 1309 | S.R. Trans. Countershaft--Left on "A" | 5.30 |
| 7213 | S.S.R. Steering Spindle--Lower on "AN" | 6.85 |
| AI207-TS | Brg. Transmission Countershaft-R, on "A" | JD-7602 3.20 |
| RA-209 | R.A. Clutch Belt Pulley | JD-7539 3.85 |
| IR-209 | I.R. up to 1939 | JD-7559 2.60 |
| OR-209 | O.R. up to 1939 | JD-7489 3.75 |
| WRA-207 | R.A. Spool Gear--Early 1939 Models | 3.40 |
| WIR-207 | I.R. up to 1939 | 2.10 |
| RA-209 | R.A. Spool Gear to 1939 Except Underdrive | JD-7559 3.85 |
| IR-209 | I.R. up to 1939 | 2.60 |
| WRA-99207 | R.A. Late 1939 Models | 2.50 |
| 99024 | R.A. Spool Gear Underdrive, 1939-40 (2 used) | 3.65 |
| E-30209 | Thrust Front Axle Pivot--First "AN" | JD-7663 4.40 |
| E-30213 | Thrust Later "AN" | 9.10 |
| 1206 | Ball Power Take-Off (2) 1934-38, Rear 38 & up. | 2.20 |
| 5205-TS | Hyatt Power Take-Off, Front 1938 & up | 4.55 |
| 1205-TS | Hyatt up to 1939 | 2.90 |
| 1305 | S.R. Power Take-Off Drive Shaft--Right, Beginning 1938 | JD-7673 2.50 |

JOHN DEERE

B, BI, BN, BNH, BO, BR, BW, 1934-42

724X FRONT WHEEL BEARING SET.

| | | | |
|----------------|------|---------|---|
| 1--2788 | Cone | JD-7222 |  |
| 1--2720 | Cup | JD-7266 | |
| 1--15118 | Cone | JD-7356 | |
| 1--15250 | Cup | JD-7402 | |
| 2--F71 | Felt | AB-474 | |
| 2--R72 | Ret. | B-89 | |
| Price Complete | | | 7.10 |

| BEARING NUMBER | APPLICATION | PRICE |
|----------------|---|--------------|
| 2788 | Cone Fr. Wheel--Inner: B 1934-41, BI, BO, BR, 1935-41; BN, BNH, 1936-38 | JD-7222 2.55 |
| 2720 | Cup Fr. Wheel--Outer: B, 1936-40 | JD-7266 1.55 |
| 2788-2720 | Comp. | JD-7865 4.10 |
| 15118 | Cone Front Wheel--Inner: B, 1940 | JD-7356 1.85 |
| 15250-A | Cup Fr. Wheel--Outer, B, 1934-35, also 1941, BI, BO, BR, 1935-40-41 | JD-7402 1.15 |
| 15118-15250A | Comp. | JD-7856 3.00 |
| 3383 | Cone Front Wheel--Inner | JD-7224 3.35 |
| 3320 | Cup "BW" "BWH" Only | JD-7270 1.80 |
| 3383-3320 | Comp. 1936 to 1940 | JD-7324 5.15 |
| 2785 | Cone Front Wheel--Outer | JD-7216 2.55 |
| 2720 | Cup "BW" "BWH" only | JD-7266 1.55 |
| 2785-2720 | Comp. 1936-40 | JD-7316 4.10 |
| 397 | Cone Rear Axle--Outer | JD-7366 3.85 |
| 394-A | Cup Model "B"; 1934-1935 | JD-7272 2.95 |
| 397-394A | Comp. | 6.80 |
| 390 | Cone Rear Axle--Inner | JD-7365 3.85 |
| 394-A | Cup Model "B"; 1934 to 1935 | JD-7272 2.95 |
| 390-394A | Comp. | 6.80 |
| 390 | Cone Rear Axle--Inner, BWH, B, BN, BNH, BW, 1936-38; BI, 1935-1940 | JD-7365 3.85 |
| 394-AS | Cup | 2.95 |
| 390-394AS | Comp. | 6.80 |
| 397 | Cone Rear Axle--Outer, B 1936-38; | JD-7366 3.85 |
| 394-AS | Cup BO, BR, 1935-38; BN, BNH, BW, BWH, 1936-37 | 2.95 |
| 397-394AS | Comp. | 6.80 |
| 3982 | Cone Rear Axle--Outer-- | JD-7242 4.60 |
| 3920 | Cup BI, 1935-40; | JD-7292 3.10 |
| 3982-3920 | Comp. BO, BR, 1939-40 | JD-7342 7.70 |
| 29585 | Cone Rear Axle--Outer; BN, BNH, 1938-41; B, 1939-41 | JD-7394 4.50 |
| 29520 | Cup | JD-7417 3.05 |
| 29585-29520 | Comp. BW, BWH, 1936-41 | 7.55 |
| 29582 | Cone Rear Axle--Inner, BN, BNH, 1938-41, B, 1939-41 | JD-7393 4.50 |
| 29520 | Cup | JD-7417 3.05 |
| 29582-29520 | Comp. BW, BWH, 1936-41 | 7.55 |
| 3379 | Cone Differential--Right & Left 1935-41 | JD-7246 3.35 |
| 3339 | Cup Use 3381 Cone Left-BI, BO, 1939 | JD-7408 1.80 |
| | ER, 1939 & 1941 | 5.15 |
| 3379-3339 | Comp. | |
| 33885 | Cone Differential--Right & Left | 4.85 |
| 33821 | Cup Serial # B201000 & up | 2.30 |
| 25877 | Cone Countershaft Left--B96000 to B200999 | 2.45 |
| 25821 | Cup Countershaft Right--B201000 & up | 1.70 |
| 25580 | Cone Countershaft Left--201000 & up | 3.10 |
| 25520 | Cup | 1.85 |
| 15118A | Cone Countershaft--Right-- | JD-7356 1.85 |
| 15244 | Cup All Models B1000 to B95909 | JD-7404 1.15 |
| 15118A-15244 | Comp. | 3.00 |
| 2582 | Cone Countershaft--Left--B1000 to | JD-7367 2.45 |
| 2525 | Cup All Models B96000 | JD-7405 1.60 |
| 2582-2525 | Comp. Right--to Ser. B200999 | 3.95 |
| 5-A | Cone Steering Worm--Front & Rear | JD-7364 .70 |
| 6 | Cup Models B, BN, BW to 1938 | JD-7264 .55 |
| 5A-6 | Comp. | 1.25 |
| 11-BC | Cone Steering Worm--Front & Rear | JD-7396 .70 |
| 13-C | Cup Models B, BN, BW, 1930-40 | JD-7419 .65 |
| 11BC-13C | Comp. | 1.35 |
| 21-A | Cone Steering Worm--Front & Rear | JD-7205 .70 |
| 23 | Cup Models BI, BO, BR | JD-7253 .60 |
| 21A-23 | Comp. | JD-7323 1.30 |
| 909001 | Cone Ball Bearing Comp. (3 Pieces) | JD-7656 |
| | Cup Fan & Governor | JD-7655 |
| | Separator Complete No. JD-7654 | JD-7657 1.95 |
| 1207 | Ball Spline Shaft--Left, 1940-42 | 2.55 |
| 1305 | Ball Power Take-Off Cross Shaft--Right | 2.50 |
| 1207-TS | R.A. Clutch Pulley | JD-7502 |
| | & O.R. | 2.40 |
| A-1207 | I.R. up to 1939 | JD-7552 1.05 |
| 1205 | S.R. Transmission Spline Shaft & | JD-7678 1.70 |
| 1206 | S.R. Power Take-Off | JD-7664 2.20 |
| 1204 | S.R. Transmission Drive Shaft | JD-7677 1.55 |
| 1206-TS | up to 1939 | 2.30 |
| 94720 | R.A. Trans. Spool Gear RA-177 | JD-7528 1.10 |
| WRA-206 | up to 1939 | JD-7527 2.75 |
| 99041 | R.A. Transmission Spool Gear 1940 (2) | 1.55 |
| E-30213 | Thrust Front Axle Pivot (Model BN) | JD-7679 9.10 |

TRACTOR REPAIR PARTS Co.

CAN SUPPLY EVERY TYPE OF BEARING YOU MAY NEED

JOHN DEERE

G, 1937-42.

| BEARING NUMBER | Mfr's No. | APPLICATION | PRICE |
|-----------------|--------------------------|---|-------|
| 3383 | Cone JD-7224 | Front Wheel--Inner | 3.35 |
| 3320 | Cup JD-7270 | | 1.80 |
| 3383-3320 | Comp. JD-7324 | | 5.15 |
| 2785 | Cone JD-7216 | Front Wheel--Outer | 2.55 |
| 2720 | Cup JD-7266 | | 1.55 |
| 2785-2720 | Comp. JD-7316 | | 4.10 |
| 580 | Cone JD-7376 | Rear Axle--1937-1940 | 8.65 |
| 572 | Cup JD-7298 | | 5.20 |
| 47685 | Cone | Rear Axle--1941 only | 8.15 |
| 47621 | Cup | | 5.55 |
| 528 | Cone JD-7391 | Differential-- | 5.25 |
| 522 | Cup JD-7298 | | 3.20 |
| 3776 | Cone JD-7379 | Countershaft--Left Side | 4.05 |
| 3733 | Cup JD-7411 | | 2.70 |
| 3379 | Cone JD-7246 | Countershaft--Right Side | 3.35 |
| 3339 | Cup JD-7408 | | 1.80 |
| 90978 | Cone JD-7358 | Camshaft--Both Sides | 1.25 |
| 09194 | Cup JD-7250 | | .45 |
| 21-A | Cone JD-7205 | Steering Worm | .70 |
| 23 | Cup JD-7253 | Upper & Lower | .60 |
| 909001 (3 pcs.) | JD-7654 | Governor & Fan--Both Sides | 1.95 |
| 1206 | S.R. JD-7664 | Drive Shaft--Right | 2.20 |
| 1209 | S.R. JD-7682 | Power Take-off--Driven Shaft Spline Shaft L.H. 1942 | 3.30 |
| 1306 | S.R. JD-7665 | Power Take-off--Drive Shaft R | 3.05 |
| 1307 | S.R. JD-7670 | Spline Shaft--Left; to 1941 | 3.55 |
| E-30210 | R.T. JD-7684 | Front Support | 4.75 |
| A-1206-TS | (R.Brg. Comp. with I.R.) | Trans. Pilot & Power Take-off Drive Gear | 3.10 |
| 1207-TS | R.Brg. | Power Take-off Driven Gear | 2.40 |
| 5207-TS | R.Brg. | | 5.40 |
| 1209-TS | R.Brg. | Transmission Drive Gear | 4.90 |
| A-1211-TS | (R.Brg. Comp. with I.R.) | Clutch Pulley | 11.20 |
| 99024 | R.A. | Spool Gear | 5.65 |

JOHN DEERE

H, HN, 1939-42.

| BEARING NUMBER | Mfr's No. | APPLICATION | PRICE |
|----------------|----------------|-----------------------------------|-------|
| 14125 | Cone JD-7243 | Front Wheel--Inner | 1.90 |
| 14274 | Cup JD-7262 | | .70 |
| 09078 | Cone JD-7358 | Front Wheel--Outer & Spline Shaft | 1.25 |
| 09194 | Cup JD-7250 | Left, 1939 only (H) Model | .45 |
| 25580 | Cone JD-7395 | Rear Axle--Inner | 3.10 |
| 25520 | Cup JD-7418 | | 1.85 |
| 389 | Cone JD-8102 | Rear Axle--Outer | 3.60 |
| 382-A | Cup JD-7425 | | 2.00 |
| 14137 | Cone JD-7207 | Spline Shaft--Right-- | 1.90 |
| 14274 | Cup JD-7262 | | .70 |
| 15578 | Cone | Spline Shaft--Left-- | 2.00 |
| 15520 | Cup | | 1.30 |
| 5-A | Cone JD-7364 | Steering Shaft--Front & Rear | .70 |
| 6-A | Cup JD-7264 | | .55 |
| T-139 | Thrust JD-8922 | Steering Spindle | .75 |
| 909001 | B.Brg. JD-7654 | Fan Shaft--One End | 1.95 |
| 909021 | B.Brg. | Fan Shaft--Other End, Gov. Shaft | 1.60 |
| 43305 | B.Brg. | Cam Shaft--Right | 2.70 |
| 1206 | B.Brg. JD-7661 | Power Take-off Shaft | 2.20 |
| 1306 | B.Brg. JD-7689 | Power Take-off Shaft | 3.05 |
| 87506 | B.Brg. | Clutch Shaft 1939 only | 2.60 |
| E-30207 | B.Brg. | Front End Pedestal Model H | 3.40 |
| 1206-TS | Roll.Brg. | Cam Shaft--Left | 2.30 |
| 94828 | Roller Ass'y | Countershaft | 1.30 |
| E-30210 | B.Brg. | Front end, Pedestal, HN, | 4.75 |
| A-1207-TS | Roll.Brg. | Clutch Shaft, 1940 | 3.20 |

OUR BEARING STOCK IS THE LARGEST IN
WESTERN CANADA

FORDSON

No. RW 715 Rear Wheel Brg. Set
S5--Roller Bearing
S6--Bearing Sleeve
F28--Felt



Price Complete 1.66

| Old No. | Recent No. | Present No. | Bearing No. |
|---------|------------|-------------|--------------|
| S-5 | F-2035 | N-1225 | 01004 |
| S-6 | F-2036 | N-1236 | 4261 |
| S-19 | F-1526-A | | 218 |
| S-22C | F-3115 | N-4696 | 1 No. F-3115 |
| S-22C | F-3114 | | 2 No. F-3114 |
| | | | 411 D.R |
| S-22 | F-3115 | | 78216 |
| S-26 | F-3114 | N-4697 | 78551 |
| S-102 | F-2600 | N-1217 | 14283 |
| S-103 | F-2601 | N-1216 | 14118 |
| S-104 | F-2602 | N-1202 | 352 |
| S-105 | F-2603 | N-1201 | 350 |
| S-108 | | N-115069-A | 308 |
| S-908 | F-1522-A | | 406 |
| S-107 | | A-7065 | 306 |
| S-589 | | A-10093-AR | 204 |
| S-349 | F-1521 | N-7118-A | 405 |
| S-350 | F-1522 | N-7065-A | 406 |
| S-351 | F-1523 | N-7025-A | 214 |

No. 115 Front Wheel Brg. Set.

| | | |
|--------|------|---------|
| 1-S105 | Cone | N-1201 |
| 1-S104 | Cup | N-1202 |
| 1-S103 | Cone | N-1216 |
| 1-S102 | Cup | N-1217 |
| 1-F27 | Felt | N-9052A |
| 1-R26 | Ret. | N-1190 |



Price Complete 7.90

| APPLICATION | PRICE |
|--|-------|
| Rear Axle Roller Bearing | 1.30 |
| Rear Axle Roller Bearing Sleeve | .30 |
| Differential Support--Used on both sides | 14.85 |
| Double Tapered Cone complete with two cups--for Worm Shaft | 28.05 |
| Double Row Ball Bearing--double thrust--replaces double cone & cup; WORM shaft | |
| Double tapered Cone only--(Less Cups) | 20.55 |
| Cups only for S-22 Cone--(2 used) | 3.75 |
| Front Wheel outer tapered Cup | .85 |
| Front Wheel outer tapered Cone | 1.90 |
| Front Wheel inner tapered Cup | 2.05 |
| Front Wheel inner tapered Cone | 3.10 |
| Pulley Drive Gear--Inner Ball Bearing | 4.35 |
| Pulley Drive Gear--Outer Ball Bearing | 3.80 |
| Flywheel Ball Bearing & Clutch Shaft | 3.05 |
| Fan Ball Bearing | 1.55 |
| Ball Bearing--Transmission Shaft--small | 3.20 |
| Ball Bearing--Transmission Shaft--large | 3.80 |
| Ball Bearing--Transmission Drive Shaft & Large Gear | 6.00 |

FORD FERGUSON

| BEARING | | | | | | | | | |
|---------|------|-----------|------------------------------|------|--------|---|-----------|------------------------------|------|
| 15118 | Cone | B-1201 | Front Wheel - Inner | 1.85 | 14137A | Cone | 9-N-743 | Power Take-off Pinion, F & R | 1.90 |
| 15250 | Cup | B-1202 | | 1.15 | 14276 | Cup | 9-N-744 | Power Take-off Gear, Right | .70 |
| 09074 | Cone | B-1216 | Front Wheel - Outer | 1.25 | 17580 | Cone | 9-N-752 | Power Take-off Gear, Left | 1.60 |
| 09196 | Cup | B-1217 | | .45 | 17520 | Cup | 9-N-753 | | 1.00 |
| 3795 | Cone | 9-N-4221 | Rear Wheel - Inner | 4.05 | 4-CB | Cone | 9-N-3573 | Steering Gear - Top & Bottom | 1.05 |
| 3720 | Cup | 9-N-4222 | | 2.30 | 5-BC | Cage | 68-3571-A | | .70 |
| 3984 | Cone | BB-4221-B | Differential | 4.60 | 6 | Cup | B-3552 | | .55 |
| 3920 | Cup | BB-4222 | | 3.10 | T126 | Thrust | 9-N-3123 | Steering Pivot | .60 |
| 53176 | Cone | BB-4621-B | Pinion - Rear End | 4.95 | T77N | Thrust | 9-N-554 | Leveling Bearing | .50 |
| 53375 | Cup | BB-4616-B | | 2.95 | 15385 | Cone | 9-N-7120 | Pilot Bearings | 1.90 |
| 25877 | Cone | 9-N-7066 | Transmission Main & Counter- | 2.45 | PA244 | Water Pump Kit (complete with Brg. #885147) | | | 3.75 |
| 25820 | Cup | 9-N-7067 | shafts - Both Ends | 1.70 | 7203 | B.Brg. | | Clutch Shaft | 1.40 |
| | | | | | 43206 | B.Brg. | | P.T.O. Shaft front | 2.20 |
| | | | | | 43207 | B.Brg. | | P.T.O. Shaft Rear | 2.80 |

WE ARE THE CANADIAN SUPPLY HOUSE FOR TRACTOR BEARINGS

McCORMICK DEERING I. H. C.

15-30, 1921-28; 22-36, 1928-37

EARLY "15-30"

| | |
|-------------|-----------------|
| 1--IR--3195 | I.Race & Roller |
| 1--OR--3195 | O.Race |
| 1--IR--3190 | I.Race & Roller |
| 1--OR--3190 | O.Race |
| 1--F36 | Felt |
| 1--R46,R47 | Retainers |

118 FRONT WHEEL BEARING SET



Price Complete 12.70

LATE "15-30"

| | |
|------------|-----------|
| 1--5358 | Cone |
| 1--5320 | Cup |
| 1--447 | Cone |
| 1--432 | Cup |
| 1--F36 | Felt |
| 1--R46,R47 | Retainers |

113 FRONT WHEEL BEARING SET



Price Complete 16.95

"15-30" & 22-36"

| | |
|---------|--|
| 2--598 | |
| 2--592A | |
| 2--F37 | |

MD-159 REAR WHEEL BEARING SET



Price Complete 32.10

"15-30" Ser.TG112 to TG42940 TRANSMISSION BEARING SET #3

| | |
|----------|--------|
| 5--C3105 | 4592DC |
| 1--C3125 | 4419DC |



Price Complete 38.50

"15-30" Ser.TG42941 to TG99925 TRANSMISSION BEARING SET #4

| | |
|----------|---------|
| 5--C3105 | 4592DC |
| 1--C3135 | 11256DA |



Price Complete 38.50

"15-30", "22-36" Ser.TG99926M to TG123022 TRANS. BRG. SET #5

| | |
|--------------|--------|
| 3--447-432 | 13206D |
| 1--526-522 | 13344D |
| 1--536-532 | 13314D |
| 1--6379-6320 | 13338D |



Price Complete 54.50

(After TG123022, use 3982 - 3920 for Pulley Drive Shaft Front)

| BEARING NUMBER | APPLICATION | MFR'S NO. | PRICE |
|----------------|---|--------------------|-------|
| 5358 | Cone Front Wheel--Inner-- | 11244-D & 13217-D | 6.70 |
| 5320 | Cup 1927-37 Tapered Cone | 11243-D & 13213-D | 3.70 |
| 5358-5320 | Comp. & cup; TG-51005 & up | 11242-D & 13212-D | 10.40 |
| 447 | Cone Front Wheel--Outer | 12315-D & 13211-D | 4.10 |
| 432 | Cup 1927-37 tapered cone | 12314-D & 13207-D | 2.45 |
| 447-432 | Comp. & cup; TG-51005 & up | 12313-D & 13206-D | 6.55 |
| IR-3190 | IR-RA Front Wheel--Outer-- | 11187-D | 3.70 |
| OR-3190 | O.R. Strt. Roller Brgs. | 7939TMA | 2.65 |
| C-3190 | Comp. TG112 to TG51005 | 4703DA | 6.35 |
| IR-3195 | IR-RA Front Wheel--Inner-- | 11189-D | 3.70 |
| OR-3195 | O.R. Strt. Roller Brgs. | 7939-TMA | 2.65 |
| C-3195 | Comp. TG112 to TG51005 | 7563-TMA | 6.35 |
| IR-3185 | IR-RA Rear Axle Bearings-- | 11185DA | 14.20 |
| OR-3185 | O.R. Strt. Roller Brgs. | 4477DA | 9.40 |
| C-3185 | Comp. TG112 to TG-56224 | 4474DB | 23.60 |
| 598 | Cone Rear Wheels-- | 11351-D & 13253-D | 8.75 |
| 592-A | Cup Tapered Bearings-- | 11350-D & 13249-D | 7.50 |
| 598-592A | Comp. After Ser. TG-56224 | 11349-D & 13248-DA | 16.05 |
| 6379 | Cone Bevel Pinion Shaft-- | 13183-D & 13343-D | 10.65 |
| 6320 | Cup Rear--1929-1937 | 16888-H & 13339-D | 7.70 |
| 6379-6320 | Comp. Ser. TG-99926 & up | 13184-D & 13338-DA | 18.35 |
| 6455 | Cone Bull Pinion--Fr. & Rear | 13180-D & 13337-DA | 16.05 |
| 6420 | Cup 1929-37 | 18866-H & 13333-D | 9.65 |
| 6455-6420 | Comp. Ser. TG-99926 & up | 3332-DA & 13181-D | 25.70 |
| 536 | Cone Pulley Dr. Shaft--Fr. Ser. | 17259-H & 13319-D | 5.50 |
| 532A | Cup TG99925 to 123022 & Belt | 17258-H & 13315-D | 3.95 |
| 536-532A | Comp. Pulley Shaft, Ser. TG99926 & up | 17257-H & 13314-DA | 9.45 |
| 447 | Cone Pulley Dr. Shaft--Rear | 12315-D & 13211-D | 4.10 |
| 432 | Cup Trans. Spline--Front | 12314-D & 13207-D | 2.45 |
| 447-432 | Comp. Bevel Pinion Shaft--Fr. Ser. TG-99926 & up | 12313-D & 13206-D | 6.55 |
| 526 | Cone Transmission Spline | 13187-D & 13349-DA | 5.25 |
| 522 | Cup Shaft--Rear; 1929-37 | 13186-D & 13345-D | 3.20 |
| 526-522 | Comp. Ser. TG-99926 & up | 13344DA & 13185-D | 8.45 |
| 3982 | Cone Pulley Dr. Shaft--Front | 11991-D & 13367-D | 4.60 |
| 3920 | Cup Ser. TG-123022 & up | 22396-V & 13363-D | 3.10 |
| 3982-3920 | Comp. | 11992-D & 13362-D | 7.70 |
| IR-3125 | IR-RA Bevel Pinion--Rear | 11183-DB | 6.00 |
| OR-3125 | O.R. TG-112 to TG42940 | 4421-DA | 4.20 |
| C-3125 | Comp. Bull Pinion Shaft; R & L TG-112 to TG-48155; left only, TG-48155 to 99926 | 4419-DC | 10.20 |

15-30, 1921-28; 22-36, 1928-37

| BEARING NUMBER | APPLICATION | MFR'S NO. | PRICE |
|----------------|---|-------------------|-------|
| IR-3105 | IR-RA Trans. Spline Shaft--F & R | 11186-DB | 3.60 |
| OR-3105 | O.R. Pulley Dr. Shaft--F & R | 4594-DA | 2.35 |
| C-3105 | Comp. Bevel Pin. Shaft--Fr. Belt Pulley Shaft--L, Gear End TG-112 to TG-99925 | 4592-DC | 5.95 |
| IR-3135 | IR-RA Bevel Pin. Shaft--Rear-- | 11255-DA | 6.00 |
| OR-3135 | O.R. (Ser. TG-42940 to 99925) | 4421-DA | 4.20 |
| C-3135 | Comp. Bull Pin. Shaft--R,-- (Ser. TG-48156 & up) | 11256-DA | 10.20 |
| IR-3150 | IR-RA Pulley Shaft--Pulley Side | 11188-DB | 4.65 |
| OR-3150 | O.R. Fits Ser. TG-112 to | 4755-DA | 2.60 |
| C-3150 | Comp. TG99925-1921-27 | 4754-DC | 7.25 |
| IR-3175 | IR-RA Differential Gear Case-- | 11184-D | 9.60 |
| OR-3175 | O.R. Ser. TG-112 to TG99925 | 4406-DA | 6.25 |
| C-3175 | Comp. 1921 to 1927 | 4464-DB | 15.85 |
| IR-3160 | IR-RA Diff. Roller Brg.-- | 11779-D | 9.60 |
| OR-3160 | O.R. Ser. No. TG-99926M | 11781-D | 7.05 |
| C-3160 | Comp. to TG-150012-M | 11778-D | 16.65 |
| 19102 | Comp. Fan Bearing--1921-29-- to Ser. TG-99926 2 used | 10392-D & 29157-D | 1.20 |
| 5204 | D.R. Fan--Old Style 15-30 to 1923 (prior to using 19102) | | 3.95 |
| 5304 | D.R. Fan & Pumpshaft; 1929-36 after Ser. TG-99926 | 12330-B | 4.85 |
| 3207 or | S.R. Fan--Fr., Rear, 22-36-- 1932-34 | 20308-D & ST-205 | |
| 1207 | S.R. Clutch Spider, 15-30 to 1927 | 4452-D | 2.55 |
| 1211 | S.R. Clutch Throwout-- to 1928 to Ser. TG-79197 | 4444-D | 4.40 |
| 7206 | Shield Clutch Pilot--1928-36 after TG-79198 | 13147-D & 23681-D | 2.15 |
| 5201 | D.R. Governor Brg., 1926-36 | | 3.10 |
| CT-40 | C.T. Clutch Throwout, 1928-36 after TG-79198 | 14227-HA | 6.65 |
| E-15 | Magneto Bearings | E-4-294 (2) | 1.15 |
| 5308 | D.R. Power Take-off | 13188-D | 9.05 |
| 1308 | S.R. Trans. Spline Shaft & Bevel Pin. Shaft--Fr. 22-36 (after TG-154508) | 14226-H & ST-206 | 4.35 |
| 5312 | D.R. Bevel Pin. Shaft--Rear 22-36 (After TG-154508) | 30831-H | 21.35 |
| 1315 | S.R. Crankshaft--Front | 4259-D | 17.80 |
| 1318 | S.R. Crankshaft--Rear | 4260-D | 30.55 |
| 903-L | Bevel Pinion & Belt Pulley Shaft-- 1922-38 | 654-DX | |
| | (Ball Retainer with 16 balls 1/2") | | 2.80 |
| 904-L | Bevel Gear Thrust, 1922-38, 15-30 Or Bull Pinion Shaft | 607-DX | 4.00 |
| 5308-T | Power Take-off Extension | | 9.05 |

W 40

Front Wheel Bearing Set

| | | | | | |
|--------|------|----------------------------|--------------------|-------|----------------------|
| 529 | Cone | | | | |
| 522 | Cup | | | | |
| 447 | Cone | | | | |
| 432 | Cup | | | | |
| | | | | | Price Complete 15.00 |
| 529 | Cone | Front Wheel Inner | 28494-D & ST751 | 5.25 | |
| 522 | Cone | Front Wheel Inner | 13186-D & 13345-D | 3.20 | |
| 447 | Cone | Front Wheel Outer | 12315-D & 13112-DB | 4.10 | |
| 432 | Cup | Pulley Drive Shaft Rear | 12314-D & 13207-D | 2.45 | |
| 3982 | Cone | Pulley Drive Shaft Front | 11991-D & 13367-DB | 4.60 | |
| 3920 | Cup | Pulley Drive Shaft Front | 22396-V & 13363-D | 3.10 | |
| 536 | Cone | Belt Pulley Shaft | 17259-H & 13319-DB | 5.50 | |
| 532A | Cup | Front & Rear | 17258-H & 13315-D | 3.95 | |
| 598 | Cone | Rear Wheel Inner & Outer | 11351-D & 13253-DB | 8.75 | |
| 592A | Cup | Rear Wheel Inner & Outer | 11350-D & 13249-D | 7.30 | |
| 14137A | Cone | Steering Gear | 20879-D | 1.90 | |
| 14274 | Cup | Upper & Lower | 13822-V | .70 | |
| 1308 | S.R. | Trans. Drive Shaft--Front | ST-206 | 4.35 | |
| 1100 | S.R. | Trans. Drive Shaft--Rear | 29396-D | 9.10 | |
| 1208 | S.R. | Trans. Countershaft--Front | ST-214 | 3.00 | |
| 1308 | S.R. | Trans. Countershaft--Rear | ST-206 | 4.35 | |
| 1308 | S.R. | Trans. Bevel Pinion--Front | ST-206 | 4.35 | |
| 5312 | D.R. | Trans. Bevel Pinion--Rear | 30831-H | 21.35 | |
| 5312 | D.R. | Final Drive | 30831-H | 21.35 | |
| 5214 | D.R. | Trans. Drive Gear | 65175-H | 15.90 | |
| 1210 | S.R. | Power Take-off--Front | 10690-V | 3.65 | |
| 5308 | D.R. | Power Take-off--rear | 13188-D | 9.05 | |
| 1207 | S.R. | Fan | ST-204 | 2.55 | |
| 1206 | S.R. | Governor--Front | ST-212 | 2.20 | |
| 1304 | S.R. | Governor--Rear | 17063-D | 2.00 | |
| 7201 | S.R. | Governor Rocker Shaft | 22892-D | 1.20 | |

OUR BEARING STOCK IS THE LARGEST IN
WESTERN CANADA


McCORMICK DEERING I. H. C.

10-20, 1922-38

F20, STANDARD FARMALL, 1923-40

"10-20" to Serial KC44433 --- 117 FRONT WHEEL BEARING SET

1--IR-3105 I.R. & R.A.
 1--OR-3105 Outer Race
 1--IR-3180 I.R. & R.A.
 1--OR-3180 Outer Race
 1--F30 Felt
 1--R31 Retainer
 1--R32 Retainer



Price Complete 11.55

"10-20" after Ser. KC44433 --- 112 FRONT WHEEL BEARING SETS

1--447 Cone
 1--432 Cup
 1--3379 Cone
 1--3320 Cup
 1--F30 Felt
 1--R31 Retainer
 1--R32 Retainer



Price Complete 11.70

"10-20" Ser.KC501 to KC60451 --- No. 1 TRANSMISSION BRG. SET

1--C3105 4592DC
 1--C3150 4754DC
 4--C3145 4738TC



Price Complete 32.00

"10-20" Serial KC60452 & up --- No. 2 TRANSMISSION BRG. SET

1--C3105 4592DC
 1--C3155 12323DA
 4--C3145 4738TC



Price Complete 32.00

| BEARING NUMBER | APPLICATION | MFR'S NO. | PRICE |
|----------------|-------------|--|--------------------------|
| 447 | Cone | Front Wheel--Inner-- | 13211-DA & 12315-D 4.10 |
| 432 | Cup | Tapered brgs; 1926-37 | 13207-D & 12314-D 2.45 |
| 447-432 | Comp. | after Ser.KC-44433 | 13206-DA & 12313-D 6.55 |
| 3379 | Cone | Front Wheel--Outer-- | 12318-D & 13205-D 3.35 |
| 3320 | Cup | Tapered Brgs; 1926-37 | 6468-H & 13201-D 1.80 |
| 3379-3320 | Comp. | after Ser.KC-44433 | 13200-DA & 10340-VA 5.15 |
| 566 | Cone | Rear Wheel--R & L-- | 13277-D & 32415-V 6.85 |
| 563 | Cup | Tapered Brg. 1926-37 | 13273-D & 32145-V 4.90 |
| 566-563 | Comp. | Above Ser.KC-69613 | 13272-D & 32416-VX 11.75 |
| IR-3105 | IR-RA | Front Wheel--Inner-- | 11186-DB 3.60 |
| OR-3105 | O.R. | Strt. Roller to 1928 | 4594-DA 2.35 |
| C-3105 | Comp. | Up to Ser. KC-44433 | 4592-DC 5.95 |
| IR-3180 | IR-RA | Front Wheel--Outer | 12137-D 3.30 |
| OR-3180 | O.R. | Strt. Roller to 1928 | 10712-DA 2.30 |
| C-3180 | Comp. | Up to Ser.KC-44433 | 10711-DA 5.60 |
| IR-3125 | IR-RA | Rear Wheel-- | 11183-DC 6.00 |
| OR-3125 | O.R. | Strt. Roller-- | 4421-DA 4.20 |
| C-3125 | Comp. | Up to Ser. KC-69613 | 4419-DC 10.20 |
| IR-3150 | IR-RA | Bull Pinion-R & L, KC501 | 11188-DB 4.65 |
| OR-3150 | O.R. | to KC50279; Bull Pinion | 4755-DA 2.60 |
| C-3150 | Comp. | Left, KC50280 & up | 4754-DC 7.25 |
| | | Bevel Pin. Shaft-Rear KC501 to KC60451 | |
| IR-3145 | IR-RA | Trans. Spline Shaft--F & R | 12139-DC 3.05 |
| OR-3145 | O.R. | Pulley Dr. Shaft-Rear-- | 4739-TA 2.00 |
| C-3145 | Comp. | Bevel Pinion Shaft--Fr. | 4738-TC 5.05 |
| | | Belt Pulley Shaft, Left | |
| IR-3105 | IR-RA | Pulley Drive Shaft | 11186-DB 3.60 |
| OR-3105 | O.R. | Strt. Roller Type | 4594-DA 2.35 |
| C-3105 | Comp. | | 4593-DC 5.95 |
| IR-3165 | IR-RA | Belt Pulley Shaft Right | 12135-DA 4.60 |
| OR-3165 | O.R. | Strt. Roller Type | 7347-TA 3.20 |
| C-3165 | Comp. | | 7346-TB 7.80 |
| IR-3170 | IR-RA | Differential Gear Case | 12136-DA 6.25 |
| OR-3170 | O.R. | Strt. Roller Type | 10505-DA 4.35 |
| C-3170 | Comp. | | 10571-DA 10.60 |
| IR-3155 | IR-RA | Bull Fin. Shaft--R. | 12328-DA 4.65 |
| OR-3155 | O.R. | KC-50280 & up | 4755-DA 2.60 |
| C-3155 | Comp. | Bevel Pin. Shaft, Rear | 12323-DA 7.25 |
| | | KC-60451 & up | |
| XRA-3145 | R.A. | Power Take-off-- | 12138-D 2.00 |
| OR-3145 | only | Strt. Roller Type | 4739-TA 2.00 |
| CRA-3145 | Comp. | | 10755-DA 4.00 |
| 19102 | RA & OF | Fan Bearing-- | 10392-OD & 29158-D 1.20 |
| | | (Strt. Roller Type) | |
| E-15 | | Magneto Bearing | E-4-294 1.15 |
| 1314 | S.R. | Crankshaft--Front | 10399-D 14.55 |
| 1316 | S.R. | Crankshaft--Rear | 10400-D 21.65 |
| 5201 | D.R. | Governor Brg. to 1937 | |
| 1202 | S.R. | Governor Brg. After 1937 | |
| 7505 | Shiel'd | Clutch Pilot--S.R. | 10701-DA 1.75 |
| CT-40 | Thrust | Clutch Throwout | 14227-HA & 13149-D 6.65 |
| 891-L | | Bevel Gear Thrust Brg. | 818-IX 2.80 |
| | | (Retainer with balls) | |
| 892-L | Thrust | Trans. & Belt Pulley | 805-LX 2.25 |
| | | (Retainer with balls) | |
| 312-L | | Clutch Shifter Collar | 10659-D 4.50 |

| BEARING NUMBER | APPLICATION | MFR'S NO. | PRICE |
|----------------|--|---------------------------------|--------------------------|
| 447 | Cone | Front Wheel--Inner-- | 13211-DA & 12315-D 4.10 |
| 432 | Cup | Tapered cone & cup | 13207-D & 12314-D 2.45 |
| 447-432 | Comp. | Ser.KC-44434 & up | 13206-DA & 12313-D 6.55 |
| 3379 | Cone | Front Wheel--Outer | 12318-D & 13205-DA 3.35 |
| 3320 | Cup | tapered cone & cup | 6468-H & 13201-D 1.80 |
| 3379-3320 | Comp. | Ser. KC-44434 & up | 13200-DA & 10340-VA 5.15 |
| IR-3105 | IR-RA | Front Wheel--Inner | 11186-DB 3.60 |
| OR-3105 | O.R. | Strt. Roller Brg. | 4594-DA 2.35 |
| C-3105 | Comp. | Up to Ser.KC-44433 | 4592-DC 5.95 |
| IR-3180 | IR-RA | Front Wheel--Outer-- | 12137-D 3.30 |
| OR-3180 | O.R. | Strt. Roller Brg. | 10712-DA 2.30 |
| C-3180 | Comp. | Up to Ser. KC-44433 | 10711-DA 5.60 |
| RA-3200 | R.Ass'y | Rear Wheel--Outer | 15321-D 3.35 |
| OR-3200 | only O.R. | Strt. Roller Brg. | 15206-DA 4.00 |
| C-3200 | Comp. | | 15025-D 7.35 |
| 5104 | D.R. | Rear Axle--Inner | 15196-D 19.05 |
| 19102 | Comp. | Fan Bearing | 10392-D & 29158-D 1.20 |
| E-15 | | Magneto Bearing | E-4-294 1.15 |
| 5201 | D.R. | Governor Bearing to June 1937 | |
| 1202 | S.R. | Governor Bearing aft. June 1937 | 14027-D 1.20 |
| 7205 | S.R. | Clutch Pilot (Shield.) | 10701-DA 1.75 |
| 7308 | S.R. | Clutch Rear (Shield) | 19110-DA 4.60 |
| CT-38 | Thrust | Clutch Throwout | 13156-D 6.20 |
| 5307 | Countershaft & Pinion Shaft--Fr., Trans. | | |
| Double | Center Shaft--Fr., Trans. Spline Shaft 13927-V | | |
| Row | Fr., Trans. Lower Shaft, Fr., and Power | | |
| | Pulley Shaft--Outer, 1923-31 | | 7.30 |
| 1307 | Countershaft & pinion shaft--Rear--Trans. | | |
| Single | Center Shaft--Rear, Trans.Spline Shaft 10691-V | | |
| Row | Rear,Trans.Lower Shaft--Rear,Trans. ST-200 | | |
| | Pulley Shaft--Inner | | 3.55 |
| 5103 | D.R. | Differential--Right & Left | 15195-D 17.35 |
| | | 1932 to 1937 | |
| 1407 | S.R. | Jackshaft--Outer Ends--(2) | 12789-H & ST217 7.30 |
| 1313 | S.R. | Crankshaft--Front End | 10349-D & 21560-D 11.95 |
| 1315 | S.R. | Crankshaft--Rear End | 4259-D & 29313-D 17.80 |
| 1208 | S.R. | Transmission Shaft | 18575-H & ST214 3.00 |
| 1309 | S.R. | Spline Pinion Shaft--Rear | 14225-H & ST203 5.30 |
| 3306 | S.R. | Steering Gear | 27866-D 3.05 |

F30, FARMALL 1931-37; W30, 1932-37

| BEARING NUMBER | APPLICATION | MFR'S NO. | PRICE |
|----------------|-------------------------------------|---|-------------------------|
| 1--438 | Cone | | |
| 1--432 | Cup | | |
| 1--3379 | Cone | | |
| 1--3320 | Cup | | |
| 1--F30 | Felt 12300D | | |
| 1--R31 | Retainer 12301D | | |
| 1--R32 | Retainer 12302D | Set No. 121 | Price Complete 11.70 |
| 438 | Cone | Front Wheel--Inner | 17268-H & 13391-D 4.10 |
| 432 | Cup | | 13207-D & 12314-D 2.45 |
| 438-432 | Comp. | | 17310-H & 13386-D 6.55 |
| 3379 | Cone | Front Wheel--Outer | 12318-D & 13205-DA 3.35 |
| 3320 | Cup | | 6468-H & 13201-D 1.80 |
| T-126 | Thr. | Steering Pivot | .60 |
| 567 | Cone | Rear Axle R & L | 13331-D & 32408-V 6.85 |
| 563 | Cup | Fits W30 only | 13273-D & 32145-V 4.90 |
| 567-563 | Comp. | | 13226-D & 32147-V 11.75 |
| 1218 | S.R. | Rear Wheel (F30 only) | 19735-D 14.85 |
| 1311 | S.R. | Pinion Shaft--Rear & Rear Wheel--small Brg. | |
| | | | 7.90 |
| 5215 | D.R. | Differential, R & L | 17828-H 17.60 |
| 1409 | S.R. | Jackshaft Brg.--Outer | 8355-H 8.30 |
| 1212 | S.R. | Pulley Shaft--Inner | 14234-H 5.50 |
| 5308 | D.R. | Pulley Shaft, Center & Outer | |
| | | Power Take-off Pin.Shift Fr. | 13188-D 9.05 |
| 1314 | S.R. | Crankshaft--Front End | 10399-D & 18513-D 14.55 |
| 1316 | S.R. | Crankshaft--Rear end | 10500-D 21.65 |
| 1306 | S.R. | Steering Gear, after 1934 | 10693-V & ST-210 3.05 |
| 3207 | S.R. | Fan Bearings (2) | 20308-D & ST-205 2.55 |
| 5201 | D.R. | Governor Bearing to 1937 | |
| 1202 | S.R. | Governor Bearing aft.1937 | 14207-D 1.20 |
| E-15 | | Magneto Bearings | E-4-294 1.15 |
| 7505 | Shield.Clutch Pilot Bearing | | 10701-DA & ST-208 1.75 |
| CT-40 | Thrust Clutch Throwout | | 14227-HA & 13149-D 6.65 |
| 7309 | Shield.Clutch Throwout--Rear "F-30" | | 20158-D 5.50 |
| 1308 | S.R. | Spline Shaft--Front | 14226-H & ST-206 4.35 |
| | | Pinion Shaft--Front | |
| | | Power Take-off-Rear | |
| 1309 | S.R. | Spline Shaft--Rear (F30) | 14225-H & ST-203 5.30 |
| | | Power Take-off (W30) | |
| 1102 | S.R. | Trans.Spline Shaft (W30) | 20924-D 6.20 |
| 1211 | S.R. | Power Take-off Drive | 4444-D 4.40 |
| | | Shaft--Front (W30) | |
| 1208 | S.R. | Power Take-off Drive | 17767-D & ST-215 3.00 |
| | | Shaft--Rear (W30) | |
| 5310 | D.R. | Bull Pinion Shaft--R & L--W30 | 17833-H 13.90 |
| 5312 | D.R. | Bevel Pinion Shaft--W30 | 30831-H 21.35 |
| 14137A | Cone | Steering Worm | 1.90 |
| 14274 | Cup | | .70 |

McCORMICK DEERING I. H. C. FARMALL, A & B

| BEARING NUMBER | APPLICATION | MFR'S NO. | PRICE |
|-----------------|---|-------------------|-------|
| 15118 Cone | Front Wheel--Inner | 54631-H | 1.85 |
| 15250 Cup | | 54630-H | 1.15 |
| 09074 Cone | Front Wheel--Outer | 13823-V | 1.25 |
| 09196 Cup | | 43440-D | .45 |
| 1207 S.R. | Rear Axle--Inner | 20308-D & ST-205 | 2.55 |
| 1210 S.R. | Rear Axle--Outer | 10690-V | 3.65 |
| 1209 S.R. | Differential | 18507-D & ST-202 | 3.30 |
| 41208 S.R. | Differential Shaft | 43280-D & ST-239 | 3.10 |
| 41207TS Comp. | Counter Shaft | 49339-D | 3.20 |
| 1205 S.R. | Steering Gear Worm "B" only. 10701-D & ST-225 | | 1.70 |
| 1212 S.R. | Steering Worm Wheel Shaft Lower, "B" only | 18511-D | 5.50 |
| 1304 S.R. | Steering Worm, "A" only | 18944-D | 2.00 |
| 1305 S.R. | Steering Worm Wheel, "A" only | 23850-D | 2.50 |
| 01207 R.A.-O.R. | Hyatt Belt Pulley Shaft--Inner | 63441-H | 5.85 |
| 1206 S.R. | Power Take-Off Shaft Belt Pulley Shaft--Outer | 42842-VA & ST-212 | 2.20 |

F12, FARMALL, 1933-39, W12, 012, I12, F14.

| | | | |
|-----------------|--|-----------------|------|
| 2788 Cone | Front Wheel--Inner Steel Tire | 13330-DA | 2.55 |
| 2720 Cup | Non-Adjustable Wide | 13324-D | 1.55 |
| 2788-2720 Comp. | Axle only F12--F14 | 13323-DA | 4.10 |
| 1779 Cone | Front Wheel--Outer Steel Tire | 13321-DA | 1.70 |
| 1729 Cup | Non-Adjustable Wide | 13417-D | 1.20 |
| 1779-1729 Comp. | Axle Only F12-F14 | 13311-DA | 2.90 |
| 2585 Cone | Front Wheel--Inner, Wide | 50212-VA | 2.45 |
| 2523 Cup | Adjustable Front Axle only (Steel Tire) F12, F14 | 50213-V | 1.40 |
| 2585-2523 Comp. | | 50214-VA | 3.85 |
| 1775 Cone | Front Wheel--Outer, Wide | 50215-V | 1.70 |
| 1729 Cup | Adjustable Axle Only (Steel Tire) | 50216-V | 1.20 |
| 1775-1729 Comp. | F12, F14 | 50217-V | 2.90 |
| 2785 Cone | Front Wheel--Inner, on | | 2.55 |
| 2720 Cup | Pneumatic Tire Type | | 1.55 |
| 14137A Cone | Steering Gear--Upper & Lower | | 1.90 |
| 14274 Cup | All Models | | .70 |
| 447 Cone | Front Wheel--Inner, W12, I12, 012. | | 4.10 |
| 432 Cup | | | 2.45 |
| 3379 Cone | Front Wheel--Outer, W12, I12, 012. | | 3.35 |
| 3320 Cup | | | 1.80 |
| 1215 Ball | Rear Wheel--Outer. All Except F12, F14. | | 8.10 |
| 1201 S.R. | Governor (Wauk.) | 11294-V | 1.10 |
| 7205 S.R. | Governor Drive Shaft & Clutch Pilot (Own Mtr) | 10701-DA | |
| 7201 S.R. | Governor Rock Shaft | 22892-D | 1.20 |
| A-794 Thrust | Governor Thrust | 23232-D | 3.05 |
| E-15 Magneto | E-4-294 | | 1.15 |
| 1305 S.R. | Steering Gear | 23850-D | 2.50 |
| 7506 S.R. | Clutch Pilot & Rear | 23681-D | 2.15 |
| 1206 S.R. | Transmission Drive Shaft | 23874-D | 2.20 |
| 1207 S.R. | Transmission Drive & Spline Shaft; Bull Pinion, Right & Left | 4452-D & ST-204 | |
| | | 20308-D | 2.55 |
| 1208 S.R. | Trans. Spline Shaft, After 1933 | 18575-H | 3.00 |
| 1213 S.R. | Differential--Right & Left | 18510-D | 6.60 |
| 1213 S.R. | Rear Wheel--Inner | 23337-D | 6.60 |
| 1214 S.R. | Rear Wheel--Outer, F12, F14 | 23276-H | 6.00 |
| 1303 S.R. | Power Take-Off--Front | 50941-V | 1.80 |
| A646 Banded | Clutch Thrust | 18567-D | 2.50 |

W4, 04, H, HN, 1939-49.

| | | | |
|--------------------|--------------------------------------|----------|------|
| 14138-A Cone | Front Wheel--Inner | 10880-K | 1.90 |
| 14274 Cup | | 13822-V | .70 |
| 14138A-14274 Comp. | | 10873-K | 2.60 |
| 1779 Cone | Front Wheel--Outer | 13321-DA | 1.70 |
| 1729 Cup | | 13417-D | 1.20 |
| 1779-1729 Comp. | | 13311-DA | 2.90 |
| 1212 S.R. | Rear Axle--Inner, Diff. Right & Left | ST-227 | 5.50 |
| 7213 Shield | Rear Axle--Outer | 43719-D | 6.85 |
| 1209 S.R. | Bull Pinion Shaft | ST-201 | 3.30 |
| 41207 S.R. | Trans. Drive Shaft--Front | 47927-D | 2.80 |
| 1308 S.R. | Trans. Drive Shaft--Rear | ST-206 | 4.35 |
| 43206 S.R. | Trans. Countershaft--Front | 43277-D | 2.20 |
| 1209 S.R. | Trans. Countershaft--Rear | ST-202 | 3.30 |
| 1309 S.R. | Transmission Main Shaft | ST-203 | 5.30 |
| 1205 S.R. | Waterpump & Steering Worm | 49436-D | 1.70 |
| 43305 S.R. | Governor--Front | 45775-D | 2.70 |
| E-15 Ma | Magneto | E-4-294 | 1.15 |
| A-646 Thrust | Clutch Release | 18567-D | 2.50 |
| 7205 | Clutch Pilot | ST-208 | 1.75 |
| 1206 S.R. | Pul. Drive & Power Take-Off Shafts | ST-212 | 2.20 |
| 1208 S.R. | Pulley Shaft--Outer (10690-V) | ST-214 | 3.00 |
| BU-1205 S.R. | Main Shaft | | 2.90 |
| 1210 S.R. | Pulley Shaft--Inner | | 3.65 |
| 3L-07 S.R. | Power Take-Off Shaft | 59406-D | 2.55 |
| 0203-A Thrust | Governor Shaft--Rear | 36151-D | 2.20 |
| 5205 D.R. | Steering Worm Shaft | 54169-D | 4.30 |

McCORMICK DEERING I. H. C. M, MD, FARMALL, W6, WD6

| BEARING NUMBER | APPLICATION | MFR'S NO. | PRICE |
|-----------------|---|------------------|-------|
| 342-S Cone | Front Wheel--Inner | 54234-H | 2.85 |
| 332 Cup | | 54233-H | 1.65 |
| 342S-332 Comp. | | 54232-H | 4.50 |
| 2878 Cone | Front Wheel--Outer (ST-869) | 45384-D | 2.30 |
| 2880 Cup | | (ST-771) 45383-D | 1.35 |
| 2878-2720 Comp. | | 45385-D | 3.65 |
| 1214 S.R. | Rear Axle--Inner Also Differential | ST-223 | |
| | | | 6.00 |
| 7214 S.S.R. | Rear Axle--Outer | 45084-D | 7.60 |
| 1212 S.R. | Bull Pinion Shaft & Pulley Shaft--Inner | ST-227 | |
| | | | 5.50 |
| 41208 S.R. | Trans. Drive Shaft--Front | 43280-D | 3.10 |
| 1309 S.R. | Trans. Drive Shaft--Rear | ST-203 | 5.30 |
| 43207 S.R. | Trans. Countershaft--Front, 41024-D & 47927-D | | 2.80 |
| 1211 S.R. | Trans. Countershaft--Rear | 21559-D | 4.40 |
| A-5205TS Roller | Trans. Main Shaft--Pilot | 43357-D | 4.55 |
| 1207 S.R. | Fan & Waterpump | ST-205 | 2.55 |
| 43305 S.R. | Governor (M) | 45774-D | 2.70 |
| E-15 Magneto | | E-4-294 | 1.15 |
| A-931 Thrust | Clutch Release | 48974-D | 5.00 |
| 7205 S.S.R. | Clutch Pilot | ST-208 | 1.75 |
| 1205 S.R. | Steering Worm | ST-225 & 49436-D | 1.70 |
| 1308 S.R. | Pulley Shaft--Outer | ST-206 | 4.35 |
| 1306 S.R. | Pulley Drive Shaft | ST-210 & 10693-V | 3.05 |
| 1207 S.R. | Power Take-Off Shaft | ST-204 | 2.55 |
| 1311 S.R. | Trans. Main Shaft Fr. & Rear | ST-221 & 12797-H | 7.90 |
| 7038 S.R. | Governor | | 1.05 |
| 1200 S.R. | Governor MD only | | 1.05 |

W-9


| | | | |
|---------------|---------------------------------------|----------|-------|
| 528 Cone | Front Wheel--Inner | 13461-DA | 5.25 |
| 522 Cup | | 13345-D | 3.20 |
| 3379 Cone | Front Wheel--Outer | 13201-D | 3.35 |
| 3320 Cup | | 13205-DB | 1.80 |
| 419 Cone | Trans. Main Shaft Pilot | 53323-D | 3.85 |
| 414 Cup | | 53322-D | 2.05 |
| 1218 S.R. | Rear Axle--Outer | 19735-D | 14.85 |
| 5215 D.R. | Rear Axle--Inner | 65115-H | 17.60 |
| 1310 S.R. | Bull Pinion, Trans. Drive Shaft--Rear | 10733-V | 6.55 |
| 1209 S.R. | Trans. Drive Shaft--Front | 13176-D | 3.30 |
| 1313 S.R. | Trans. Main Shaft | 21560-D | 11.95 |
| 41207 S.R. | Countershaft--Front | 27927-D | 2.80 |
| 1211 S.R. | Countershaft--Rear | 21559-D | 4.40 |
| 7206 S.S.R. | Clutch Pilot | ST-211 | 2.15 |
| 1207- S.R. | Fan & Water Pump | ST-205 | 2.55 |
| 0203-A Thrust | Governor--Front | 36151-D | 2.20 |
| 41305 S.R. | Governor--Rear | 45774-D | 2.70 |
| 1657-3 Aetna | Clutch Release | 58612-D | 4.95 |

FARMALL CUB

| | | | |
|--------------|----------------------------|---------|------|
| 15580 Cone | Front Wheel--Inner | | 2.00 |
| 15520 Cup | | | 1.30 |
| 17580 Cone | Front Wheel--Outer | | 1.60 |
| 17520 Cup | | | 1.00 |
| 26882 Cone | Rear Wheel--Inner | | 2.65 |
| 26822 Cup | | | 1.70 |
| 15120 Cone | Rear Wheel--Outer | | 1.85 |
| 15244 Cup | | | 1.15 |
| 14138-A Cone | Differential--Right & Left | | 1.90 |
| 14274 Cup | | 13822-V | .70 |


THE BASIC PARTS OF AN ANTI-FRICTION BEARING

TAPERED
ROLLER
BEARING



CUP CAGE ROLLS CONE

STRAIGHT
ROLLER
BEARING



OUTER RACE • CAGE • ROLLERS • INNER RACE

BALL
BEARING



OUTER RING • RETAINER • BALLS • INNER RING

MASSEY HARRIS WALLIS CUB, OK, CERTIFIED 20-30, 1922-40

"20-30", 1923 to 1929 --- 147 FRONT WHEEL BEARING SET

| | | | | | |
|---------|------|--------|---|----------------|------|
| 1--2728 | Cone | 1879-D |  | Price Complete | 7.80 |
| 1--2720 | Cup | 1860-D | | | |
| 1--2582 | Cone | 1880-D | | | |
| 1--2320 | Cup | 1861-D | | | |
| 1--F56 | Felt | 1877-D | | | |

O.K. "20-30", 1930-31 --- 148 FRONT WHEEL BEARING SET

| | | | | | |
|---------|------|---------|---|----------------|------|
| 1--3578 | Cone | 12143-D |  | Price Complete | 9.45 |
| 1--3525 | Cup | 12144-D | | | |
| 1--2362 | Cone | 1880-D | | | |
| 1--2320 | Cup | 1861-D | | | |
| 1--798 | Felt | 12138 | | | |

| BEARING NUMBER | | APPLICATION | MFR'S NO. | PRICE |
|----------------|--------|--------------------------------|-----------|-------|
| 2788 | Cone | Front Wheel--Inner | 1879-D | 2.55 |
| 2720 | Cup | All Except O.K. 20-30 | 1860-D | 1.55 |
| 2788-2720 | Comp. | 1923 to 1929 | 1884-D | 4.10 |
| 3578 | Cone | Front Wheel--Inner | 12143-D | 4.10 |
| 3525 | Cup | O.K. 20-30 only | 12144-D | 1.95 |
| 3578-3525 | Comp. | 1930-31 | 12145-D | 6.05 |
| 2382 | Cone | Front Wheel--Outer | 1880-D | 2.15 |
| 2320 | Cup | | 1861-D | 1.25 |
| 2382-2320 | Comp. | | 1885-D | 3.40 |
| 5755 | Cone | Rear Wheel--Inner & Outer | 2818-C | 10.65 |
| 5720 | Cup | | 2819-C | 7.10 |
| 5755-5720 | Comp. | | 2569-C | 17.75 |
| 6377 | Cone | Differential Gear-- | 2822-B | 10.65 |
| 6321 | Cup | Right & Left | 2823-B | 7.20 |
| 6377-6321 | Comp. | | 1618-B | 17.85 |
| 3577 | Cone | Sliding Gear Shaft, | 11168-B | 4.10 |
| 3520 | Cup | or Spline Shaft--Right | 11167-B | 1.95 |
| 3577-3520 | Comp. | | 11113-B | 6.05 |
| 450 | Cone | Sliding Gear Shaft, | 11170-B | 4.65 |
| 452 | Cup | or Spline--Left | 11169-B | 3.20 |
| 450-452 | Comp. | "Pulley Side" | 11112-B | 7.85 |
| 09074 | Cone | Fan--Tapered | 11307-H | 1.25 |
| 09194 | Cup | | 11308-H | .45 |
| 09074-09194 | Comp. | | 11154-H | 1.70 |
| 16878 | R.A. | Fan--Using Straight Roller Brg | 1939-A | 1.15 |
| 4169 | O.R. | | 1940-A | .24 |
| 29097 | COMP. | | 2730-A | 1.30 |
| 7205 | S.S.R. | Clutch Pilot | 11792-A | 1.75 |
| 1310 | S.R. | Clutch Shaft | 1773-B | 6.55 |
| N4901 | NICE | Steering Shaft--Upper & lower | 843 | 1.80 |

12-20, 1929-38

| | | | | |
|-------------|---------------|--------------------------------|--------------|-------|
| 2788 | Cone | Front Wheels--Inner | 1879-D | 2.55 |
| 2720 | Cup | | 1860-D | 1.55 |
| 2788-2720 | Comp. | | 1884-D | 4.10 |
| 14118 | Cone | Front Wheels--Outer | 11303-H | 1.90 |
| 14274 | Cup | | 11304-H | .70 |
| 14118-14274 | Comp. | | 11153-H | 2.60 |
| 3982 | Cone | Rear Axle--Inner & Outer | 11902-C | 4.60 |
| 3920 | Cup | | 11903-C | 3.10 |
| 3982-3920 | Comp. | | 11901-C | 7.70 |
| 336 | Cone | Sliding Gear Shaft or Spline | 11896-B | 2.85 |
| 333 | Cup | Shaft, Right Hand | 11897-B | 1.65 |
| 336-333 | Comp. | (2 used) | 11895-B | 4.50 |
| 555 | Cone | Differential--Right & Left | 11899-B | 6.55 |
| 552-A | Cup | | 11900-B | 4.90 |
| 555-552-A | Comp. | | 11898-B | 11.45 |
| 09074 | Cone | Fan (1929-31 only) | 11307-H | 1.25 |
| 09194 | Cup | | 11308-H | .45 |
| 09074-09194 | Comp. | Both Ends | 11154-H | 1.70 |
| 28150 | Cone | Power Take-off Drive | 12045-H | 3.05 |
| 28315 | Cup | Gear--Both Ends | 12044-H | 1.45 |
| 28150-28315 | Comp. | | 12046-H | 4.50 |
| 14136 | Cone | Power Take-off Shaft | 11364-H | 1.90 |
| 14274 | Cup | Front | 11365-H | .70 |
| 14136 | Cone | Power Take-off Shaft | 11364-H | 1.90 |
| 14283 | Cup | Rear | 11366-H | .85 |
| 1307 | S.R. | Power Take-off Shaft--Front | RO-1121-A | 3.55 |
| 1208 | S.R. | Power Take-off Shaft--Rear | RO-284-A | |
| | | Jackshaft--Front | | 3.00 |
| 1207 | S.R. | Power Take-off Extension | DV-1595 | 2.55 |
| 7205 | S.R. Shielded | Clutch Pilot (11792-A) | 11792-A | 1.75 |
| 1308 | S.R. | Clutch Rear; Jackshaft Rear(2) | 11905-B | 4.35 |
| 1309 | S.R. | Spline Shaft | 11906-B or A | 5.30 |
| 21-A-23 | Cone & Cup | Steering Worm--1931-32 | 12767-8-E | 1.30 |

MASSEY HARRIS WALLIS CHALLENGER, PACEMAKER, 1932-40.

(Also 101 Sr.)

MH149 FRONT WHEEL BEARING SET

| | | | | | |
|---------|------|---------|---|----------------|------|
| 1--3383 | Cone | 13384-D |  | Price Complete | 9.00 |
| 1--3320 | Cup | 13125-D | | | |
| 1--2586 | Cone | 13121-D | | | |
| 1--2523 | Cup | 13122-D | | | |
| 1--F98 | Felt | | | | |

| BEARING NUMBER | | APPLICATION | MFR'S NO. | PRICE |
|----------------|----------|--------------------------------------|-----------|-------|
| 3383 | Cone | Front Wheel--Inner | 13384-D | 3.35 |
| 3320 | Cup | | 13125-D | 1.80 |
| 3383-3320 | Comp. | | | 5.15 |
| 2586 | Cone | Front Wheel--Outer | 13121-D | 2.45 |
| 2523 | Cup | | 13122-D | 1.40 |
| 2586-2523 | Comp. | | | 3.85 |
| 479 | Cone | Rear Axle Shaft--Inner | 13487-X | 5.40 |
| 472 | Cup | | 13485-X | 3.95 |
| 479-472 | Comp. | | | 9.35 |
| 3984 | Cone | Rear Axle Shaft--Outer | 14189-C | 4.60 |
| 3920 | Cup | Pacemaker only (used On change over) | 11903-C | 3.10 |
| 3984-3920 | Comp. | | | 7.70 |
| 498 | Cone | Rear Axle Shaft--Outer | 12540-C | 7.55 |
| 493 | Cup | on Model "Challenger" | 12541-C | 3.75 |
| 498-493 | Comp. | only | | 11.30 |
| 3982 | Cone | Rear Axle Shaft--Outer | 11902-C | 4.60 |
| 3920 | Cup | On Model "Pacemaker" | 11903-C | 3.10 |
| 3982-3920 | Comp. | only | 11901-C | 7.70 |
| 14138 | Cone | Power Take-off Spline | 13659-H | 1.90 |
| 14274 | Cup | Shaft--2 used | 11304-H | .70 |
| 14138-14274 | Comp. | Fits Ser. 130326 & up | | 2.60 |
| 33262 | Cone | Power Take-off shaft used | 14309-X | 5.55 |
| 33462 | Cup | on 1940 and after (Challenger | 14308-X | 4.05 |
| 33262-33462 | Comp. | only) | | 9.60 |
| 31-C | Cone | Steering Worm, (Challenger) | 13613-X | .70 |
| 32-C | Cup | | 13612-X | 1.05 |
| 31-C-32-C | Comp. | | | 1.75 |
| 21-A | Cone | Steering Worm, (Pacemaker | 12767-E | .70 |
| 23 | Cup | only) | 12768-E | .60 |
| 21-A-23 | Comp. | | 12767-8-E | 1.30 |
| 14136 | Cone | Power Take-off Shaft, Fr. & R. | 11364-H | 1.90 |
| 14274 | Cup | Fits above cone--Front End | 11365-H | .70 |
| 14283 | Cup | Fits above cone--Rear End | 11366-H | |
| | | Serial 130325 and up | | .85 |
| 8502 | Shield'd | Fan Shaft--Inner & Outer 35-36 | | 1.45 |
| 8016 | Shield'd | Fan Shaft--Inner & Outer -37 | 13774-A | 1.50 |
| 8503 | Shield'd | Fan Shaft--Inner & Outer 38-39 | 14254-A | 1.60 |
| 1202 | S.R. | Governor Drive Shaft | 13795-X | 1.20 |
| 7205 | Shield'd | Clutch Pilot--Flywheel | 11792-A | 1.75 |
| 1307 | S.R. | Main Dr. Shaft, Rear | 13513-X | |
| | | & Belt Pulley Shaft | | 3.55 |
| 5209 | D.R. | Main Drive Shaft--Front | 13514-X | 6.80 |
| 5307 | D.R. | Countershaft--Front | 13615-X | 7.30 |
| 1107 | | Countershaft--Rear | 13516-X | 10.25 |
| 1310 | S.R. | Differential--Both Sides | 1773-B | 6.55 |
| 1305 | S.R. | Power Take-off Shaft--Front | 13622-X | |
| | | Fits to Ser. 130325 | | 2.50 |

25, 26-41 1931 - 42

148 FRONT WHEEL BEARING SET

| | | | | | |
|---------|------|---------|---|----------------|------|
| 1--3578 | Cone | 12143-D |  | Price Complete | 9.45 |
| 1--3525 | Cup | 12144-D | | | |
| 1--2382 | Cone | 1880-D | | | |
| 1--2320 | Cup | 1861-D | | | |
| 1--F98 | Felt | 12138 | | | |

| | | | | |
|-------------|-------|--------------------------|-----------|-------|
| 2382 | Cone | Front Wheel--Outer | 1880-D | 2.15 |
| 2320 | Cup | | 1861-D | 1.25 |
| 2382-2320 | Comp. | | 1885-D | 3.40 |
| 3578 | Cone | Front Wheel--Inner | 12143-D | 4.10 |
| 3525 | Cup | | 12144-D | 1.95 |
| 3578-3525 | Comp. | | 12145-D | 6.05 |
| 14136 | Cone | Power Take-off Shaft | 11364-H | 1.90 |
| 14274 | Cup | Front End-- | 11365-H | .70 |
| 14136 | Cone | Power Take-off Shaft | 11364-H | 1.90 |
| 14283 | Cup | Rear End | 11366-H | .85 |
| 09074 | Cone | Fan Pump | 11307-H | 1.25 |
| 09194 | Cup | Inner & Outer | 11308-H | .45 |
| 09074-09194 | Comp. | | 11154-H | 1.70 |
| 358 | Cone | Power Take-off Drive | 12737-H | 3.10 |
| 354-A | Cup | Gear--Right & Left | 12736-H | 1.80 |
| 358-354-A | Comp. | | | 4.90 |
| 368 | Cone | Main Shaft--Right | 12584-B | 3.20 |
| 362 | Cup | | 12583-B | 1.95 |
| 368-362 | Comp. | | | 5.15 |
| 498 | Cone | Rear Axle--Inner & Outer | 12540-C | 7.55 |
| 493 | Cup | | 12541-C | 3.75 |
| 498-493 | Comp. | | | 11.30 |
| E-15 | | Magneto(2 used) | | 1.15 |
| 7205 | S.R. | Clutch Pilot (Shielded) | 11792-A | 1.75 |
| 5309 | D.R. | Clutch Rear | 12561-B | 11.20 |
| 1310 | S.R. | Spline Shaft--Right | 1773-B | 6.55 |
| 1410 | S.R. | Differential--Both Sides | 12557-B | 10.15 |
| 21-A-23 | Comp. | Steering Worm | 12767-8-E | 1.30 |

ALL ROLLER BEARING PARTS (CUPS AND CONES) ARE
INTERCHANGEABLE WITH THOSE OF OTHER MAKES
AND ALL CARRY THE SAME NUMBERS.

MASSEY HARRIS WALLIS

101 SUPER & JUNIOR 1938-40

MASSEY HARRIS WALLIS

201, 202, 203 1941-42

(Also 101 Sr.)

| | | | |
|---------|------|-------------------------------|--|
| 1--3383 | Cone | MH149 FRONT WHEEL BEARING SET | |
| 1--3380 | Cup | 13384-D | |
| 1--2586 | Cone | 13125-D | |
| 1--2583 | Cup | 13121-D | |
| 1--F98 | Felt | 13122-D | |

Price Complete 9.00

149A FRONT WHEEL BEARING SET

| | | | |
|---------|------|---------|--|
| 1--3383 | Cone | 13384-D | |
| 1--3320 | Cup | 13125-D | |
| 1--2788 | Cone | 1879-D | |
| 1--2720 | Cup | 1860-D | |

Price Complete 9.25

| BEARING NUMBER | | APPLICATION | MFR'S NO. | PRICE |
|----------------|----------------------|-----------------------------------|-----------|-------|
| 3383 | Cone | Fr. Wheel, Inner, Super 1938 | 13384-D | 3.35 |
| 3380 | Cup | (Early 1939 only); Jr. 1939 | 13125-D | 1.80 |
| 2788 | Cone | Fr. Wheel, Inner, Super Late | 1879-D | 2.55 |
| 2720 | Cup | 1939 & 40; Jr. Late 1939-40 | 1860-D | 1.55 |
| 15118 | Cone | Fr. Wheel, Inner, Junior 1939 | 15114-X | 1.85 |
| 15250 | Cup | Used with 09074-09194 Outer | 15208-X | 1.15 |
| 15117 | Cone | Fr. Wheel, Outer, Jr. & Super | 15576-X | 1.85 |
| 15250 | Cup | Late 1939-40; (with 2788-2720) | 15208-X | 1.15 |
| 2586 | Cone | Front Wheel-Outer, Super & Junior | 13121-D | 2.45 |
| 2523 | Cup | 1938-40, (Used with 3383-3320 IN) | 13122-D | 1.40 |
| 09074 | Cone | Front Wheel-Outer, Junior 1939 | 11307-H | 1.25 |
| 09194 | Cup | (Used with 15118-15250 Inner Brg) | 11308-H | .45 |
| 33262 | Cone | Rear Axle--Inner-Fits all | 14309-X | 5.55 |
| 33472 | Cup | 1938-40 | 14355-X | 4.25 |
| 33275 | Cone | Rear Axle--Outer-Fits 1938-40 | 14310-X | 5.55 |
| 33462 | Cup | | 14308-X | 4.05 |
| 33281 | Cone | Diff. Shaft-Super | 15119-X | 5.55 |
| 33462 | Cup | Late 39-40 Junior, Early 39 | 14308-X | 4.05 |
| 567-A | Cone | Diff. Shaft, Super 1938 & Early | 14724-X | 6.85 |
| 563 | Cup | 1939, Junior, Late 1939-40, | 14723-X | 4.90 |
| 31-C | Cone | Steering Gear--All Models | 13613-X | .70 |
| 32-C | Cup | | 13612-X | 1.05 |
| 5207 | D.R. | Pulley Shaft--Outer, P.T.O. Front | 14413-X | 5.20 |
| A-848 | Thrust | Clutch Throwout | 15072-A | 2.75 |
| 1307-TS | | Pulley Shaft--Inner | 14415-X | 4.80 |
| 88507 | Shielded | Clutch Shaft--Rear | 14463-X | 3.65 |
| 41208 | S.R. | Drive Shaft--Front | 14358-X | 3.10 |
| 1206 | S.R. | Drive Shaft--Rear | GA-1773 | 2.20 |
| 5307 | D.R. | Bevel Pin, & Spline Shaft--Front | 13515-X | 7.30 |
| U5210-TS | Hyatt | Bevel Pin & Spline Shaft--Rear | 14409-X | 15.50 |
| 7207 | Shielded | Power Take-off-Rear | 14698-A | 2.65 |
| 77502 | Dbl. Shield. B. Brg. | Fan & Water Pump | | 1.30 |
| 88506 | Dbl. Seal B. Brg. | Clutch Shaft-Rear 101 Jr Only | | 3.00 |
| 7205 | S.R. | Shielded Clutch Pilot | 11792-A | 1.75 |
| 1207 | S.R. | Belt Pulley | 14323-X | 2.55 |
| 6053 | Nice | Governor Thrust Brg. | 18569-A | |
| 1203 | S.R. | Governor Ball Brg. | 15363-X | 1.05 |
| 4059-4138 | Comp. | Water Pump Drive Shaft | 13086-X | 1.90 |
| 1207 | S.R. | Belt Pulley--Rear | 14323-X | 2.55 |

201, 202, 203, 1941-42

| | | | | |
|-------------|-------|---------------------------------|---------|-------|
| 3578 | Cone | Front Wheel--Inner | 12143-D | 4.10 |
| 3525 | Cup | all models | 12144-D | 1.95 |
| 3578-3525 | Comp. | | 12145-D | 6.05 |
| 2382 | Cone | Front Wheel--Outer | 1880-D | 2.15 |
| 2320 | Cup | all models | 1861-D | 1.25 |
| 2382-2320 | Comp. | | 1865-D | 3.40 |
| 498 | Cone | Rear Axle Shaft | 12540-C | 7.55 |
| 493 | Cup | all models | 12541-C | 3.75 |
| 498-493 | Comp. | | | 11.30 |
| 385 | Cone | Trans. Shaft & Gear | 16012-X | 3.60 |
| 382 | Cup | Rear | 16013-X | 2.00 |
| 385-382 | Comp. | all models | | 5.60 |
| 2780 | Cone | Trans. Shaft & Gear | 16014-X | 2.55 |
| 2720 | Cup | front | 1860-D | 1.55 |
| 2780-2720 | Comp. | all models | | 4.10 |
| 43118 | Cone | Power Take-off Drive Shaft | 17551-X | 3.85 |
| 43312 | Cup | Front 202, 203 | 17550-X | 1.65 |
| 43118-43312 | Comp. | 1941-42 | | 5.50 |
| 2559 | Cone | Power Take-off Drive Shaft | 16017-X | 2.45 |
| 2523 | Cup | front, used on | 13122-D | 1.40 |
| 2559-2523 | Comp. | Some early 201, 202 | | 3.85 |
| 3490 | Cone | Power Take-off Drive Shaft-Rear | 17427-A | 3.35 |
| 3420 | Cup | used on some early 201, 202 | 16015-X | 1.80 |
| 3490-3420 | Comp. | | | 5.15 |
| 14136 | Cone | Power Take-off Shaft | 11364-H | 1.90 |
| 14274 | Cup | front 202, 203 | 11365-H | .70 |
| 14136-14274 | Comp. | 1941-42 | 11360-H | 2.60 |
| 14136 | Cone | Power Take-off Shaft- | 11364-H | 1.90 |
| 14283 | Cup | Rear 202, 203 | 11366-H | .85 |
| 14136-14283 | Comp. | 1941-42 | 11361-H | 2.75 |

| BEARING NUMBER | | APPLICATION | MFR'S NO. | PRICE |
|----------------|---------|------------------------|-----------|-------|
| 3482 | Cone | Power Take-off Rear | 16018-X | 3.35 |
| 3420 | Cup | 201 and also | 16015-X | 1.80 |
| 3482-3420 | Comp. | some 202 | | 5.15 |
| 617W | Cone | Differential | 15816-X | 7.30 |
| 612 | Cup | | 15817-X | 4.55 |
| 617W-612 | Comp. | | | 11.85 |
| 53162 | Cone | Belt Pulley | 17391-A | 4.95 |
| 53375 | Cup | shaft inner | 17392-A | 2.95 |
| 53162-53375 | Comp. | 202, 203, 1941-42 | | 7.90 |
| 46162 | Cone | Belt Pulley | 16031-X | 4.85 |
| 46368 | Cup | shaft 201 also | 16030-X | 3.25 |
| 46162-46368 | Comp. | some 202 | | 8.10 |
| 3576 | Cone | Belt Pulley | 17393-A | 4.10 |
| 3525 | Cup | shaft outer | 12144-X | 1.95 |
| 3576-3525 | Comp. | 202, 203 | | 6.05 |
| 26880 | Cone | Countershaft | 16233-X | 2.65 |
| 26822 | Cup | rear | 16232-X | 1.70 |
| 26880-26822 | Comp. | all models | | 4.35 |
| 14131 | Cone | Countershaft | 16235-X | 1.90 |
| 14276 | Cup | front | 16234-X | .70 |
| 14131-14276 | Comp. | all models | | 2.60 |
| 53177 | Cone | Main Shaft | 16237-X | 4.95 |
| 53376-D | Cup | and pinion | 16236-X | 5.85 |
| 53177-53376D | Comp. | all models | | 10.80 |
| 88507 | B. Brg. | Clutch Rear all models | 14463-X | 3.65 |

PONEY

| | | | | |
|-------|------|-----------------------------|------------|------|
| 17580 | Cone | Front Axle--Outer | 850 405ML | 1.60 |
| 17520 | Cup | | 850 408ML | 1.00 |
| 15590 | Cone | Front Axle--Inner | 15950-X | 2.00 |
| 15520 | Cup | | 15951-X | 1.30 |
| 15113 | Cone | Rear Axle--Inner | 850 179ML | 1.85 |
| 15250 | Cup | | 15208-X | 1.15 |
| 24780 | Cone | Rear Axle--Outer | 850 182ML | 2.45 |
| 24720 | Cup | | 850 181ML | 1.75 |
| 16150 | Cone | Differential--Right & Left | 850 108ML | 2.35 |
| 16284 | Cup | | 850 107ML | 1.25 |
| 09078 | Cone | Pinion Shaft--Front | 850 128ML | 1.25 |
| 09195 | Cup | | 850 127ML | .45 |
| 02875 | Cone | Pinion Shaft--Rear | 850 131ML | 2.30 |
| 02830 | Cup | | 850 130ML | 1.35 |
| 15120 | Cone | Pulley Shaft | 850 221ML | 1.85 |
| 15250 | Cup | | 15208-X | 1.15 |
| 41205 | S.R. | Power Take-Off Shaft--Front | 850 224ML | 1.75 |
| 1205 | S.R. | Power Take-Off Shaft--Rear | G3005 | 1.70 |
| 1305 | S.R. | Rear Wheel Drive Shaft | GA-4069 | 2.50 |
| 7113 | Tim. | Spindle Thrust | 850 036ML | .50 |
| 73L05 | | Transmission Shaft | 850 122ML | 1.90 |
| A-848 | ATB | Clutch Throwout | 15072-X | 2.75 |
| 41305 | S.R. | Rear Wheel Drive Shaft | 7850 160ML | 2.70 |

20, 20K, 22, 22K

| | | | | |
|-------------|--------|------------------------------------|-------------------|------|
| 15118 | Cone | Front Wheel--Inner | 15114-X | 1.85 |
| 15250 | Cup | | 15208-X | 1.15 |
| 09074 | Cone | Front Wheel--Outer | 11307-H | 1.25 |
| 09196 | Cup | | 15209-X | .45 |
| 25877 | Cone | Single Front Wheel | 15853-X | 2.45 |
| 25820 | Cup | | 15854-X | 1.70 |
| 399-A | Cone | Front Axle Support, Single Wheel-- | 15857-X | 3.85 |
| 394-A | Cup | Lower | 15858-X | 2.95 |
| 2788 | Cone | Front Axle Support, Single Wheel-- | 1879-D | 2.55 |
| 2720 | Cup | Upper. Belt Pulley Shaft--Outer. | 1860-D | 1.55 |
| 4 | Cone | Steering Gear | 760 906ML | .85 |
| 6 | Cup | | 760 907ML | .55 |
| T-199 | Thrust | Spindle | | 1.05 |
| 389 | Cone | Rear Axle--Inner and Outer | 17268-X | 3.60 |
| 382 | Cup | | 16013-X | 2.00 |
| 3984 | Cone | Differential--Right and Left | 14149-C | 4.60 |
| 3920 | Cup | | 11903-C | 3.10 |
| 26880 | Cone | Sliding Gear Shaft--Front | 16233-X | 2.65 |
| 26831 | Cup | | 17271-X | 2.25 |
| 44156 | Cone | Sliding Gear Shaft--Rear | 17272-X | 4.10 |
| 44348 | Cup | | 17273-X | 1.85 |
| 26880 | Cone | Countershaft--Rear | 16233-X | 2.65 |
| 26822 | Cup | | 16232-X | 1.70 |
| 14137 | Cone | Countershaft--Front, | 15049-X | 1.90 |
| 14276 | Cup | Stub Shaft--Front | 16234-X | .70 |
| 65390 | Cone | Pinion Shaft--Rear | 17204-X | 6.55 |
| 65320 | Cup | | 17203-X | 5.30 |
| 23690 | Cone | Pinion Shaft--Front | 17269-X | 2.55 |
| 23620 | Cup | | 17270-X | 1.90 |
| 02877 | Cone | Belt Pulley Shaft--Inner | 17413-X | 2.30 |
| 02820 | Cup | | 17412-X | 1.35 |
| 25584-25520 | Comp. | Stub Shaft--Rear | 17200-X & 17201-X | 4.95 |
| 14136-14274 | Comp. | Power Take-Off Shaft | 13659-H & 11365-A | 2.60 |
| 1203 | S.R. | Governor | 15363-X | 1.05 |
| 1306 | S.R. | Clutch Shaft | 18563-X | 3.05 |
| 7207 | S.S.R. | P.T.O. Shaft | 14698-A | 2.65 |
| 77202 | S.R. | Water Pump | 21271-A | 1.30 |
| A-848 | ATB | Clutch Throwout | 15072-X | 2.75 |
| 99000 | R.A. | Sliding Gear Shaft Pilot | 17224-A | .80 |

MASSEY HARRIS WALLIS

30, 30 K

| BEARING NUMBER | | APPLICATION | MFR'S NO. | PRICE |
|----------------|-----------|--|-----------|-------|
| 15118 | Cone | Front Wheel--Inner | 15114-X | 1.85 |
| 15250 | Cup | (Row Crop Only) | 15208-X | 1.15 |
| 09074 | Cone | Front Wheel--Outer | 11307-X | 1.25 |
| 09196 | Cup | (Row Crop Only) | 15209-X | .45 |
| 2788 | Cone | Front Wheel--Inner | 1879-D | 2.55 |
| 2720 | Cup | (Hi-Arch & Standard) | 1860-D | 1.55 |
| 15117 | Cone | Front Wheel--Outer | 15576-X | 1.85 |
| 15250 | Cup | (Hi-Arch & Standard) | 15208-X | 1.15 |
| 29585 | Cone | Rear Wheel--Inner | 29746-X | 4.50 |
| 29520 | Cup | All | 21316-A | 3.05 |
| 29675 | Cone | Rear Wheel--Outer | 29748-X | 5.25 |
| 29620 | Cup | All | 29747-X | 2.95 |
| 33281 | Cone | Differential Pinion Shaft--Right & Left | 15119-A | 5.55 |
| 33462 | Cup | | 14308-X | 4.05 |
| 43132 | Cone | Spline Shaft--Front | 29776-X | 3.85 |
| 43312 | Cup | Spline Shaft--Front | 17550-X | 1.65 |
| U1210-TM | Hyatt | Spline Shaft--Rear | 15068-X | 9.80 |
| 1206 | S.R. | Trans. Main Shaft--Rear | 14357-X | 2.20 |
| 41208 | Snap Ring | Trans. Main Shaft--Front | 14358-X | 3.10 |
| 7207 | S.R. | Power Take-Off Shaft | 14698-A | 2.65 |
| 5207 | D.R. | Pulley Shaft--Outer | 14413-X | 5.20 |
| 1307-TS | Hyatt | Pulley Shaft--Inner | 14415-X | 4.80 |
| 1207 | S.R. | Pulley Drive Shaft--Rear | 14323-X | 2.55 |
| 5207 | D.R. | Pulley Drive Shaft--Front | 14413-X | 5.20 |
| WC-8507 | | Clutch Shaft | 29758-X | 3.35 |
| A-848 | Thrust | Clutch Release | 15072-A | 2.75 |
| 77502 | S.R. | Water Pump Shaft | 21271-A | 1.30 |
| 25584 | Cone | Spindle (Row Crop) | | 3.10 |
| 25520 | Cup | Twin Wheels | | 1.85 |
| 02877 | Cone | Belt Pulley Shaft--Inner | | 2.30 |
| 02820 | Cup | | | 1.35 |
| 2788 | Cone | Belt Pulley Shaft--Outer | | 2.55 |
| 2720 | Cup | | | 1.55 |
| 25877 | Cone | Front Wheel--Right and Left Single Wheel | | 2.45 |
| 25820 | Cup | | | 1.70 |
| 2788 | Cone | Spindle Shaft--Upper (Row Crop) | | 2.55 |
| 2720 | Cup | Single Wheel | | 1.55 |
| 399-A | Cone | Spindle Shaft--Lower (Row Crop) | | 3.85 |
| 394-A | Cup | Single Wheel | | 2.95 |
| T-199 | Thrust | Spindle with Hi-Arch Front Axle | | 1.05 |

MASSEY HARRIS WALLIS

55, 55K

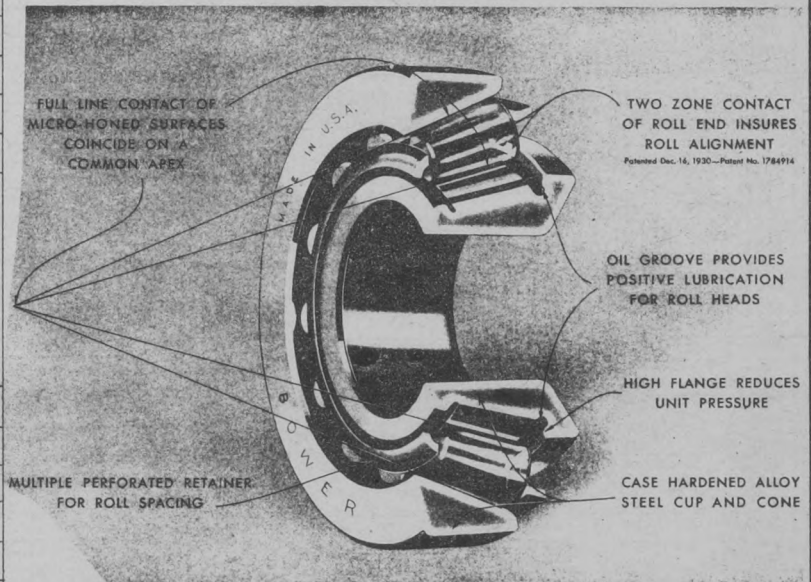
| BEARING NUMBER | | APPLICATION | MFR'S NO. | PRICE |
|----------------|----------|---|-----------|-------|
| 3578 | Cone | Front Wheel--Inner | 12143-D | 4.10 |
| 3525 | Cup | | 12144-D | 1.95 |
| 2586 | Cone | Front Wheel--Outer | 13121-D | 2.45 |
| 2523 | Cup | | 13122-D | 1.40 |
| 498 | Cone | Rear Axle--Inner & Outer | 12540-C | 7.55 |
| 493 | Cup | | 12541-C | 3.75 |
| 617W | Cone | Differential--Right & Left | 15816-X | 7.30 |
| 612 | Cup | | 15817-X | 4.55 |
| 94622 | Hyatt | Pilot Brg. Spline Shaft--Front | 33073-A | 1.10 |
| 53177 | Cone | Spline Shaft--Rear | 16237-X | 4.95 |
| 53376-D | Cup | | 16236-X | 5.85 |
| 46150 | Cone | Trans. Drive Shaft--Front | 18505-X | 4.85 |
| 46368 | Cup | | 16030-X | 3.25 |
| 2780 | Cone | Trans. Drive Shaft--Rear | 16014-X | 2.55 |
| 2720 | Cup | | 16016-X | 1.55 |
| 14131 | Cone | Countershaft--Front | 16235-X | 1.90 |
| 14276 | Cup | | 16234-X | .70 |
| 26880 | Cone | Countershaft--Rear | 16233-X | 2.65 |
| 26822 | Cup | | 16232-X | 1.70 |
| 2780 | Cone | Stub Shaft--Front | 16014-X | 2.55 |
| 2720 | Cup | | 16016-X | 1.55 |
| 385 | Cone | Stub Shaft--Rear | 16012-X | 3.60 |
| 382 | Cup | | 16013-X | 2.00 |
| 7205 | S.R. | Clutch Shaft Pilot | 11792-A | 1.75 |
| WC8507 | Shielded | Clutch Shaft | 29758-X | 3.35 |
| A-841 | Thrust | Clutch Release | 18171-A | 2.75 |
| 1308-TS | Hyatt | Belt Pulley--Inner | 18488-A | 6.55 |
| 1308 | S.R. | Belt Pulley--Outer | 11905-B | 4.35 |
| 7207 | S.R. | Power Take-Off Shaft | 14698-A | 2.65 |
| 498 | Cone | Rear Axle--Inner & Outer | 12540-C | 7.55 |
| 493 | Cup | Gas Model, Serial #1001 to Serial #2748 ; Low Grade 1001 to 1992. | 12541-C | 3.75 |
| 3984 | Cone | Rear Axle--Inner | 14189 | 4.60 |
| 3920 | Cup | Gas Model, Serial 2748 & up | | |
| | | Low Grade, Serial 1992 & up | 11903-C | 3.10 |
| 27689 | Cone | Rear Axle--Outer | 22019-X | 5.90 |
| 27620 | Cup | Gas Model, Serial 2748 & up | | |
| | | Low Grade, Serial 1992 & up | 22020-X | 4.00 |

44, 44K, 44-6


| | | | | |
|----------|-----------|--|---------|-------|
| 25584 | Cone | Spindle (Row Crop) | 17200-X | 3.10 |
| 25520 | Cup | 2 Wheels | 17201-X | 1.85 |
| 2788 | Cone | Front Wheel--Inner | 1879-D | 2.55 |
| 2720 | Cup | Front Wheel--Inner | 1860-D | 1.55 |
| 15117 | Cone | Front Wheel--Outer | 15576-X | 1.85 |
| 15250 | Cup | | 15208-X | 1.15 |
| 29585 | Cone | Rear Axle--Inner | 29746-X | 4.50 |
| 29520 | Cup | | 29745-X | 3.05 |
| 29675 | Cone | Rear Axle--Outer | 29748-X | 5.25 |
| 29620 | Cup | | 29747-X | 2.95 |
| 33281 | Cone | Differential--Right & Left | 15119-X | 5.55 |
| 33462 | Cup | | 14308-X | 4.05 |
| 43132 | Cone | Sliding Gear Shaft--Front | 29776-X | 3.85 |
| 43312 | Cup | | 17550-X | 1.65 |
| U5210-TS | Hyatt | Sliding Gear Shaft--Rear | 14409-X | 15.50 |
| 1206 | S.R. | Main Trans. Shaft--Rear | 14357-X | 2.20 |
| 41208 | Snap Ring | Main Trans. Shaft--Front | 14358-X | 3.10 |
| 1207 | S.R. | P.T.O. & Belt Pulley Shaft--Rear | 14323-X | 2.55 |
| 5207 | D.R. | P.T.O. & Belt Pulley Shaft--Front | 14413-X | 5.20 |
| 5207 | D.R. | Belt Pulley--Outer | 14413-X | 5.20 |
| 1307-TS | Hyatt | Belt Pulley--Inner | 14415-X | 4.80 |
| 7207 | S.R. | P.T.O. & Worm Shaft | 14698-A | 2.65 |
| 7205 | S.R. | Clutch Pilot | 11792-X | 1.75 |
| WC8507 | | Clutch Shaft | 29758-X | 3.35 |
| A-841 | Thrust | Clutch Release | 18171-A | 2.75 |
| 25877 | Cone | Front Wheel--Right & Left (Single Wheel) | | 2.45 |
| 25820 | Cup | | | 1.70 |
| 2788 | Cone | Spindle Shaft--Upper (Single Wheel) | | 2.55 |
| 2720 | Cup | | | 1.55 |
| 399-A | Cone | Spindle Shaft--Lower (Single Wheel) | | 3.85 |
| 394-A | Cup | | | 2.95 |
| 02877 | Cone | Belt Pulley Shaft--Inner | | 2.30 |
| 02820 | Cup | | | 1.35 |
| 2788 | Cone | Belt Pulley Shaft--Outer | | 2.55 |
| 2720 | Cup | | | 1.55 |
| T-199 | Thrust | (Spindle Hi-Arch--Front Axle) | | 1.05 |

BOWER
Tapered
ROLLER BEARINGS

"MICRO-HONED" in all sizes



SEE PAGE 49 FOR C J B AHLBERG PILLOW BLOCKS




MINNEAPOLIS TWIN CITY

17-30 A & B, 1926-34

| BEARING NUMBER | APPLICATION | Mfr's No. | PRICE |
|----------------|---|--------------|-------|
| WRA-211 | R.Ass'y(7720) Motor Shaft--Center | | 5.15 |
| WOR-211 | O.Race | | 6.10 |
| WIR-211 | I.Race | | 4.30 |
| W-211 | Complete | 3632-W | 14.70 |
| RA-310 | Roller Ass'y Intermediate Gear | | 4.35 |
| RA-310 | Roller Ass'y First Countershaft--R | | 4.35 |
| OR-310 | Outer Race | | 5.00 |
| IR-310 | Inner Race | 3652-W | 2.80 |
| C-310 | Complete (7782) | Complete No. | 11.30 |
| RA-309 | Roller Ass'y(7777) First Countershaft --L | | 4.30 |
| OR-309 | Outer Race | | 5.40 |
| IR-309 | Inner Race | | 3.85 |
| C-309 | Complete | 3653-W | 12.60 |
| RA-312 | Roller Ass'y(7809) Final Drive Shaft | | 7.25 |
| OR-312 | Outer Race Right & Left--Outer | | 13.30 |
| IR-312 | Inner Race | | 6.85 |
| C-312 | Complete | 3662-W | 26.00 |
| 1308 | S.R. Clutch Pilot | KT-165 | 4.35 |
| 1308A | Self-Align Clutch Pilot used on Original Equip. | | 6.30 |
| 462 | Cone Front Wheel--Inner | FT-7021 | 4.65 |
| 453A | Cup | FT-7020 | 3.20 |
| 462-453A | Comp. | 6725-W | 7.85 |
| 385 | Cone Front Wheel--Outer | 9001W | 3.60 |
| 383 | Cup | 6726W | 2.30 |
| 385-383 | Comp. | 2633H | 5.90 |
| 457-452 | Comp. Power Take-off, 1st Shft. In. | 6567-W | 7.85 |
| 449-432 | Comp. Power Take-off, 2nd Shft. In. | 6579-W | 5.30 |
| 447-432 | Comp. Power Take-off, 1st & 2nd Shaft--Outer | 6566-W | 6.55 |
| 1210 | S.R. Clutch Shaft | | 3.65 |
| N-588 | Thrust Belt Pulley Shaft | TY-192 | 6.20 |

12.20, 17-28, 1927-37

| TC154 FRONT WHEEL BEARING SET | | | | |
|-------------------------------|-------------|-----------------------------------|---|-------|
| 1--355 | Cone | FT-7002 |  | |
| 1--3525 | Cup | FT-7001 | | |
| 1--2581 | Cone | FT-7004 | | |
| 1--2523 | Cup | FT-7003 | | |
| 1--F62 | Felt | FT-84 | | |
| | | | Price Complete 8.90 | |
| 355 | Cone | Front Wheel--Inner | FT-7002 | 3.10 |
| 3525 | Cup | | FT-7001 | 1.95 |
| 355-3525 | Comp. | | FT-85-A | 5.05 |
| 2581 | Cone | Front Wheel--Outer | FT-7004 | 2.45 |
| 2523 | Cup | | FT-7003 | 1.40 |
| 2581-2523 | Comp. | | FT-86 | 3.85 |
| 09074 | Cone | Fan Shaft--Both Ends | TW-2461 | 1.25 |
| 09194 | Cup | | TW-2462 | .45 |
| 09074-09194 | Comp. | | TW-852 | 1.70 |
| 29097 | R.A. & O.R. | Fan Brg. Straight Roller Type | TW-2040 | 1.30 |
| 1204 | S.R. | Governor--Lower | TW-2422 | 1.55 |
| 57592 | R.Ass'y | Motor Extension or Clutch | TY-189-B | 4.60 |
| 33017 | O.Race | Shaft--Forward | TY-189-C | 8.45 |
| 57026 | Comp. | | TY-189 | 12.75 |
| 04006 | R.Ass'y | Pulley Shaft--Inner | TY-186-B | 6.55 |
| 33018 | O.Race | & Final Drive Shaft | TY-186-C | 13.10 |
| 32016 | I.Race | Right & Left--Outer | TY-186-A | 7.00 |
| 47175 | Comp. | | TY-186 | 25.00 |
| 04006 | R.Ass'y | Pulley Shaft Pulley Side | TY-186-B | 6.55 |
| 33018 | O.Race | | TY-186-C | 13.10 |
| 47076 | Comp. | | TY-185 | 18.50 |
| 57561 | R.Ass'y | Rear Axle Inner | TY-188-B | 8.70 |
| 4390 | O.Race | Right & Left | TY-188-C | 8.65 |
| 30264 | I.Race | | TY-188-A | 10.40 |
| 56355 | Comp. | | TY-188 | 26.00 |
| 04362 | R.Ass'y | Rear Axle Outer | TY-187-B | 12.00 |
| 4582 | O.Race | | TY-187-C | 2.30 |
| 49730 | Comp. | | TY-187 | 13.75 |
| 5306 | D.R. | Power Take-off | | 6.20 |
| N-598 | Thrust | Clutch Thrust | TY-190 | 5.50 |
| N-588 | Thrust | Clutch Thrust & Belt Pulley Shaft | TY-192 | 6.20 |

GT, GTA. 21-32, FT, FTA, 1928-42

| TC155 FRONT WHEEL BEARING SET | | | |
|-------------------------------|-------|----------------------------|--------------|
| 1--3578 | Cone | FT-7014 | |
| 1--3525 | Cup | FT-7001 | |
| 1--2581 | Cone | FT-7004 | |
| 1--2523 | Cup | FT-7003 | |
| 1--R103 | Ret. | FT-80 | |
| 1--F62 | Felt | FT-84 | |
| Price Complete 9.90 | | | |
| 1203 | S.R. | Governor--Upper | FE-390 1.05 |
| 1206 | S.R. | Governor--Lower | FE-391 2.20 |
| 7505 | S.R. | Clutch Pilot | 1.75 |
| 1310 | S.R. | Clutch--Rear | 6.55 |
| 5309 | D.R. | Clutch--Rear | 11.20 |
| 5306 | D.R. | Power Take-off | 6.20 |
| 355 | Cone | Front Wheel--Inner Ft, FTA | FT-7002 3.10 |
| 3525 | Cup | Except 1932 | FT-7001 1.95 |
| 355-3525 | Comp. | Ser. 150303 to 155399 | FT-85-A 5.05 |

MINNEAPOLIS TWIN CITY

GT, GTA. 21-32, FT, FTA, 1928-42.


| BEARING NUMBER | APPLICATION | Mfr's No. | PRICE |
|----------------|---|-----------|-------|
| 3578 | Cone Front Wheel--Inner 2132, Ft, | FT-7014 | 4.10 |
| 3525 | Cup 1932 only FTA, 1937 | FT-7001 | 1.95 |
| 3578-3525 | Comp. GT, GTA | FT-85 | 6.05 |
| 2581 | Cone Front Wheel--Outer | FT-7004 | 2.45 |
| 2523 | Cup all years | FT-7003 | 1.40 |
| 2581-2523 | Comp. Ser. 150303 to 155399 | FT-86 | 3.85 |
| 575 | Cone Rear Wheel--R&L--All | FT-7012 | 8.65 |
| 572 | Cup Differential--1931-35 | FT-7011 | 5.20 |
| 575-572 | Comp. | FT-96 | 13.85 |
| 555-S | Cone Countershaft | FT-7024 | 6.55 |
| 552-A | Cup Right & Left | FT-7023 | 4.90 |
| 555S-552A | Comp. | FT-398 | 11.45 |
| 3477 | Cone Take-off Shaft | FT-7028 | 3.35 |
| 3420 | Cup Right & Left | FT-7027 | 1.80 |
| 3477-3420 | Comp. | FT-7018 | 5.15 |
| 462 | Cone Belt Pulley | FT-7021 | 4.65 |
| 453-A | Cup High Speed Shaft--R | FT-7020 | 3.20 |
| 462-453-A | Comp. Ser. 154303 & up | FT-397 | 7.85 |
| 455-453-A | Comp. Belt Pulley; High Speed Shaft--Left | FT-396 | 7.85 |
| 09074 | Cone Fan Shaft--Both Ends | TW-2461 | 1.25 |
| 09194 | Cup | TW-2462 | .45 |
| 09074-09194 | Comp. | TW-852 | 1.70 |
| 537 | Cone High Speed Shaft-- | FT-7056 | 5.50 |
| 532-A | Cup Left Hand--Late 1934-42 | FT-7055 | 3.95 |
| 537-532-A | Comp. Ser. 154303 & up | FT-396-A | 9.45 |

MT, MTA: MM, UNIVERSAL. 1932-38

KT, KTA. COMBINATION 1929-38


KT, KTA, 1929-35; MT, UNIVERSAL, 1932-38.

| TC-157 FRONT WHEEL BEARING SET | | | |
|--------------------------------|-------|---------|--|
| 1--336 | Cone | KT-7109 | |
| 1--3320 | Cup | KT-7108 | |
| 1--14125 | Cone | KT-7111 | |
| 1--14274 | Cup | KT-7110 | |
| 1--R104 | Ret. | KT-755 | |
| 1--F65 | Felt. | KT-754 | |
| Price Complete 7.25 | | | |



MTA, 1934-37, KTA, 1936-37; UTU, UTS, 1936-39

| TC-158 FRONT WHEEL BEARING SET | | | |
|--------------------------------|------|----------|--|
| 1--3383 | Cone | KT-7107A | |
| 1--3320 | Cup | KT-7108 | |
| 1--2580 | Cone | AH-1337 | |
| 1--2523 | Cup | FT-7003 | |
| 1--R104 | Ret. | KT-755 | |
| 1--F65 | Felt | KT-754 | |
| Price Complete 9.00 | | | |



| | | | |
|-------------|----------|-----------------------------|---------------|
| 1203 | S.R. | Governor--Upper | FE-390 1.05 |
| 1212 | S.R. | Clutch--Rear | KT-267 5.50 |
| 1405 | S.R. | Spline Shaft--Front 1930-33 | KT-214 3.20 |
| 1308 | S.R. | Power Take-off | KT-165 4.35 |
| 1208 | S.R. | Power Take-off | 3.00 |
| E30209 | S.R. | Front Axle Pedestal Shaft | 4.40 |
| 5308 | D.R. | Power Lift | 9.05 |
| 5305 | D.R. | Sliding Gear Shaft | TY-2014 5.00 |
| RA-311 | R.A. | Spline Shaft--Rear | KT-215-B 6.40 |
| OR-311 | O.R. | | KT-215-C 9.90 |
| RA-308 | R.A. | Bull Pinion | KT-376-B 3.85 |
| OR-308 | O.R. | | KT-376-C 4.60 |
| IR-308 | I.R. | | KT-376-A 2.75 |
| 344 | Cone | Countershaft | KT-7103 2.85 |
| 333 | Cup | Right & Left | KT-7102 1.65 |
| 344-333 | Comp. | | KT-167 4.50 |
| 438 | Cone | Belt Pulley | KT-7101 4.10 |
| 432 | Cup | Right & Left | KT-7100 2.45 |
| 438-432 | Comp. | | KT-316 6.55 |
| 482 | Cone | Differential Shaft | KT-7105 5.40 |
| 472 | Cup | Right & Left | KT-7104 3.95 |
| 482-472 | Comp. | | KT-377 9.35 |
| 462 | Cone | Rear Axle--Inner | FT-7021 4.65 |
| 453-A | Cup | | FT-7020 3.20 |
| 462-453-A | Complete | | FT-397 7.85 |
| 566 | Cone | Rear Axle--Outer | KT-7107 6.85 |
| 563 | Cup | | KT-7106 4.90 |
| 566-563 | Comp. | | KT-467 11.75 |
| 336 | Cone | Front Wheel--Inner | KT-7109 2.85 |
| 3320 | Cup | KT, KTA, MT, to 1935 | KT-7108 1.80 |
| 336-3320 | Comp. | | KT-757 4.65 |
| 14125 | Cone | Front Wheel--Outer | KT-7111 1.90 |
| 14274 | Cup | KT, KTA, MT, to 1935 | KT-7110 .70 |
| 14125-14274 | Comp. | | KT-758 2.60 |
| 3383 | Cone | Front Wheel--Inner | KT-7109A 3.35 |
| 3320 | Cup | MM, KTA, MTA, 1936-39 | KT-7108 1.80 |
| 3383-3320 | Comp. | | KT-757-A 5.15 |
| 2580 | Cone | Front Wheel--Outer | AH-1337 2.45 |
| 2523 | Cup | MM, KTA, MTA, 1936-39 | FT-7003 1.40 |
| 2580-2523 | Comp. | | FT-758-A 3.85 |
| 09074 | Cone | Fan Shaft-- | TW-2461 1.25 |
| 09194 | Cup | both ends | TW-2462 .45 |
| 09074-09194 | Comp. | | TW-362 1.70 |
| 3780 | Cone | Steering Pivot | MT-7303 4.05 |
| 3720 | Cup | Top & Bottom | MT-7002 2.30 |
| 3780-3720 | Comp. | MT, 1932, MTA, 1934-37 | MT-222 6.35 |
| T-126 | Thrust | Steering Knuckle, KT, KTA | KT-805 .60 |

MINNEAPOLIS TWIN CITY

JT; JTO; JTS; JTO; 1934-37

| BEARING NUMBER | APPLICATION | Mfr's No. | PRICE |
|-------------------|-------------------------------|-----------|-------|
| 1--342 Cone | TC156 FRONT WHEEL BEARING SET | | |
| 1--3320 Cup | JT-9009 | | |
| 1--15118 Cone | KT-7108 | | |
| 1--15250 Cup | CK-9010 | | |
| 1--R106 Ret. | CK-9011 | | |
| 1--F105 felt | KT-755A | | |
| | KT-754A | | |
| | Price Complete | 7.65 | |
| 342 Cone | Front Wheels--Inner | JT-9009 | 2.85 |
| 3320 Cup | | KT-7108 | 1.80 |
| 342-3320 Comp. | | JT-650 | 4.65 |
| 15118 Cone | Front Wheels--Outer | CK-9010 | 1.85 |
| 15250 Cup | | CK-9011 | 1.15 |
| 15118-15250 Comp. | | CK-163 | 3.00 |
| 477 Cone | Rear wheels--Inner & Outer; | JT-9001 | 5.40 |
| 472 Cup | | KT-7104 | 3.95 |
| 477-472 Comp. | Bevel Pinion--Front | JT-287 | 9.35 |
| 566 Cone | Differential--Right & Left | KT-7107 | 6.85 |
| 563 Cup | | KT-7106 | 4.90 |
| 566-563 Comp. | | KT-467 | 11.75 |
| 2581 Cone | Trans.Countershaft--upper | FT-7004 | 2.45 |
| 2523 Cup | & Lower; Take-off Counter- | FT-7003 | 1.40 |
| 2581-2523 Comp. | weight Shaft--R & L | FT-86 | 3.85 |
| 619 Cone | Bevel Pinion--Rear | JT-9003 | 6.65 |
| 612 Cup | | JT-9002 | 4.55 |
| 619-612 Comp. | | JT-288 | 11.20 |
| 3578 Cone | Steering Post--Upper | FT-7014 | 4.10 |
| 3525-B Cup | | JT-9010 | 2.90 |
| 3578-3525-B Comp. | | JT-784 | 7.00 |
| 3578 Cone | Steering Post--Lower | FT-7014 | 4.10 |
| 3525 Cup | | FT-7001 | 1.95 |
| 3578-3525 Comp. | | FT-85 | 6.05 |
| 3381 Cone | Belt Pulley--Inner | JT-9005 | 3.35 |
| 3329 Cup | JT Model only | JT-9004 | 1.80 |
| 3381-3329 Comp. | | JT-309 | 5.15 |
| 3387 Cone | Belt Pulley--Inner | | 3.35 |
| 3329 Cup | all models except JT | JT-9004 | 1.80 |
| 3387-3329 Comp. | | | 5.15 |
| 435 Cone | Belt Pulley--Outer | JT-9006 | 4.10 |
| 432 Cup | | KT-7100 | 2.45 |
| 435-432 Comp. | | JT-310 | 6.55 |
| 29 Cone | Steering Worm | JT-9008-A | 1.10 |
| 31-A Cup | Front & Rear | JT-9007 | .70 |
| 32 Cup | | JT-9009 | 1.05 |
| T-113 Thrust | Steering Knuckle, JTO, JTS | JT-2329 | .50 |
| 5308 D.R. | Power Lift | | 9.05 |
| 47308 S.R. | Clutch Shaft--Shielded | JT-261 | 4.70 |
| 94620 R.A. | Clutch Shaft--Rear End | JT-260 | 1.10 |
| 1206 S.R. | Governor | | 2.20 |

R, RTI, RTN, RTS, RTU, 1937-40

| | | | |
|-------------------|--|---------|-------|
| 25877 Cone | Front wheel--Both Sides | | 2.45 |
| 25821 Cup | Model RTN only | | 1.70 |
| 26882 Cone | Front Wheel--Inner | | 2.65 |
| 26823 Cup | Models RTS & RTU, RTI | | 1.80 |
| 15118 Cone | Front wheel--Outer | CK-9010 | 1.85 |
| 15250 Cup | Models RTS & RTU, RTI | CK-9011 | 1.15 |
| 15118-15250 Comp. | | CK-163 | 3.00 |
| 2788 Cone | Front Pedestal--Upper | AH-5904 | 2.55 |
| 2720 Cup | Model RTN | AH-5903 | 1.55 |
| 2788-2720 Comp. | | AH-5819 | 4.10 |
| 34300 Cone | Front Pedestal--Lower | JT-9205 | 5.65 |
| 34478 Cup | Model RTN | JT-9204 | 3.65 |
| 34300-34478 Comp. | | JT-2784 | 9.30 |
| 33275 Cone | Differential--All Models | | 5.55 |
| 33472 Cup | | JT-9052 | 4.25 |
| 387 Cone | Rear Axle--All Models | | 3.60 |
| 382 Cup | | | 2.00 |
| 15119 (2) Cone | Countershaft--All Models | | 1.85 |
| 15251-D Cup | | | 2.65 |
| 65200 Cone | Pinion Shaft--Rear | | 9.05 |
| 65500 Cup | all models | | 7.35 |
| 3197 Cone | Pinion Shaft--Front | | 2.95 |
| 3120-B Cup | All models | | 2.50 |
| 3578 Cone | Front Pedestal--Top & Bottom--Model RTU only | FT-7014 | 4.10 |
| 3525 Cup | | FT-7001 | 1.95 |
| 31-C Cone | Steering Worm | JT-9202 | .70 |
| 32-C Cup | | JT-9201 | 1.05 |
| 7207 | Power Take-off Pulley--Inner Shielded | | 2.65 |
| 1207 S.R. | Power Take-off Pulley--Outer | | 2.55 |
| 77313 | Crankshaft--Front Shielded | RE-362 | 14.70 |
| 77314 | Crankshaft--Rear Shielded | RE-363 | 17.95 |
| 47607 | Clutch--Rear Shielded | | 3.85 |
| 1212-TS | Crankshaft --Main, Forward | | 9.00 |
| A-1212 I.R. | | | 2.15 |
| 94518 R.A. | Spline Shaft--Front | | 1.00 |

MINNEAPOLIS TWIN CITY

U, UDLX, UTA, UTS, UTU, 1938-40.

| BEARING NUMBER | APPLICATION | Mfr's No. | PRICE |
|----------------|--|-----------|-------|
| 3383 Cone | Front Wheel--Inner | KT-7109A | 3.35 |
| 3320 Cup | | KT-7108 | 1.80 |
| 2580 Cone | Front Wheel--Outer | AH-1337 | 2.45 |
| 2523 Cup | | FT-7003 | 1.40 |
| 566-S Cone | Rear Axle | UT-472 | 6.85 |
| 563 Cup | | KT-7106 | 4.90 |
| 47680 Cone | Rear Axle--Outer | | 8.15 |
| 47620 Cup | UTU only | | 4.85 |
| 643 Cone | Differential-R; Cage-Fr. | UT-284 | 8.45 |
| 632 Cup | also Axle, Inner on UDLX (Order 645 Cone for "UTS", UTU) | | 6.00 |
| 567-S Cone | Differential--Left | KT-7106 | 6.85 |
| 563 Cup | (Order 566 Cone for "UDLX") | | 4.90 |
| 3779 Cone | Belt Pulley--Outer | UT-308 | 4.05 |
| 3733 Cup | | | 2.70 |
| 3780 Cone | Belt Pulley--Inner | Comp. No. | 4.05 |
| 3733 Cup | | UT-307 | 2.70 |
| 3578 Cone | Front Axle on UTU only | FT-7014 | 4.10 |
| 3525 Cup | Outer | FT-7001 | 1.95 |
| 3767 Cone | Front Axle on UTU only | | 4.05 |
| 3733 Cup | Inner | | 2.70 |
| 09074 Cone | Fan | TW-2461 | 1.25 |
| 09194 Cup | | TW-2462 | .45 |
| 7311 | Shield'd Bull Pinion R, L | | 8.30 |
| 7208 | Shield'd Countershaft--Front | | 3.05 |
| 5308 | D.R. Countershaft & Power Take-off Rear | | 9.05 |
| 3208 | S.R. Power Take-off--Front | | 3.00 |
| 3207 | S.R. Power Lift Worm Gear Shaft | | 2.55 |
| 47610 | Shield'd Transmission Clutch Shaft--Rear | | 7.10 |
| 77503 | Shield'd Governor | | 1.45 |
| 94726 | R.A.s'y Spline Shaft--Rear | | 1.25 |
| 47609 | B.Brg. Power Drive Shaft | | 5.75 |

Z, ZTN, ZTS, ZTU, 1937-40

TC156 FRONT WHEEL BEARING SET

| | | | |
|----------------------|-------------------------------------|-----------|-------|
| 1--342 Cone | JT-9009 | | |
| 1--3320 Cup | KT-7108 | | |
| 1--15118 Cone | CK-9010 | | |
| 1--15250 Cup | CK-9011 | | |
| 1--R106 Ret. | KT-755A | | |
| 1--F105 felt | KT-754A | | |
| | Price Complete | 7.65 | |
| 342 Cone | Front Wheel--Inner | JT-9009 | 2.85 |
| 3320 Cup | On Model ZTU only | KT-7108 | 1.80 |
| 15118 Cone | Front Wheel--Outer | CK-9010 | 1.85 |
| 15250 Cup | On Model ZTU & ZTS | CK-9011 | 1.15 |
| 25877 Cone | Front wheel--Both Sides | KT-9033 | 2.45 |
| 25821 Cup | Model ZTN only (Single Front Wheel) | JT-9203 | 1.70 |
| 26882 Cone | Front Wheel--Inner | | 2.65 |
| 26823 Cup | Model ZTS only | | 1.80 |
| 14138-A Cone | Front Wheel--Both Sides | | 1.90 |
| 14276 Cup | ZTN 1937-39 | | .70 |
| 3578 Cone | Front Axle--Vertical | FT-7014 | 4.10 |
| 3525 Cup | Shaft Pedestal ZTN, ZTU | FT-7001 | 1.95 |
| 3578-3525 Comp. | (Model using 2 Fr wheels) | FT-85 | 6.05 |
| 34300 Cone | Front Axle--Lower | JT-9205 | 5.65 |
| 34478 Cup | Model ZTN only Single front wheel | JT-9204 | 3.65 |
| 2788 Cone | Front Axle upper | AH-5904 | 2.55 |
| 2720 Cup | Model ZTN only Single front wheel | AH-5903 | 1.55 |
| 477 Cone | Rear Axle | JT-9001 | 5.40 |
| 472 Cup | Serial 560038 to 560834 | KT-7104 | 3.95 |
| 33251 Cone | Rear Axle | JT-9053 | 5.55 |
| 33462 Cup | Serial 560835 & up | | 4.05 |
| 566-S Cone | Differential Cross Shaft | UT-472 | 6.85 |
| 563 Cup | | KT-7106 | 4.90 |
| 619 Cone | Cage Bearing--Rear | JT-9002 | 6.65 |
| 612 Cup | | JT-9003 | 4.55 |
| 33251 Cone | Cage Bearing--Front | JT-9053 | 5.55 |
| 33472 Cup | | | 4.25 |
| 435 Cone | Belt Pulley Shaft--Gear end | JT-9006 | 4.10 |
| 432 Cup | | KT-7100 | 2.45 |
| 3387 Cone | Belt Pulley Shaft | JT-9005 | 3.35 |
| 3329 Cup | Pulley End | JT-9004 | 1.80 |
| 2581 Cone | Countershafts-- | FT-7004 | 2.45 |
| 2523 Cup | Both ends | FT-7003 | 1.40 |
| 31-C Cone | Steering Worm Shaft | JT-9202 | .70 |
| 32-C Cup | Single Front Wheels | JT-9201 | 1.05 |
| 31-C-320 Comp. | | JT-2332 | 1.75 |
| 29 Cone | Steering Worm Shaft | JT-9008-A | 1.10 |
| 31-A Cage & Rollers, | Models with 2 Fr. wheels | JT-9007 | .70 |
| 32 Cup | | JT-9008 | 1.05 |
| 29-31A-32 Comp. | | JT-340 | 2.85 |
| T-113 Thrust | Front Axle--ZTS only | JT-1110 | .50 |
| 47308 Shield'd S.R. | Clutch Shaft | JT-261 | 4.70 |
| 94620 R.A. | Clutch Shaft--Rear End | JT-260 | 1.10 |
| 77313 Single Row | Crankshaft--Starting end | RE-362 | 14.70 |
| D.Shielded | | | |
| 77314 Single Row | Crankshaft--Flywheel end | RE-363 | 17.95 |
| D.Shielded | | | |

ALL PRICES SUBJECT TO CHANGE WITHOUT NOTICE

OLIVER HART-PARR

12-24, 1925-39

| BEARING NUMBER | APPLICATION | Mfr's No. | PRICE |
|----------------|---------------------------------------|-----------|-------|
| 1209 | Single Row Clutch Pilot & | S-2311 | 3.30 |
| 1209-A | Self-Align. Intermediate Shaft | | 5.10 |
| 1309 | Single Row Belt Pulley | S-2435 | 5.30 |
| 1309-A | Self-Align. Belt Pulley | S-2435 | 7.00 |
| 1305 | Single Row Fan Shaft & Power Take-off | S-2814 | 2.50 |
| 1305-A | Self-Align | S-2484 | 3.60 |
| 1304 | Single Row Trans. Pinion Shaft | S-2828 | 2.00 |
| 1304-A | Self-Align | S-2316 | 3.50 |
| 1306 | Single Row Trans. Pinion Shaft | S-2829 or | |
| | | S-2815 | 3.05 |
| 1307 | Single Row Trans. Spline Shaft | S-2830 | 3.55 |
| RA-306 | R.Assembly First Countershaft | S-2482 | 2.50 |
| 409A | Self-Align Diff. Right | S-2307 | 10.25 |
| 0215 | Roller Comp. Diff. Left 2 Speed | S-2483 | 24.50 |
| 1215A | Self-Align Diff. Left 3 Speed | | 11.30 |

18-36, 28-50, 1926-29

| | | | |
|----------|---------------------------------------|--------|-------|
| 1209 | Single Row Clutch Pilot | S2311 | 3.30 |
| 1209-A | Self-Align | | 5.10 |
| 1308 | Single Row Intermediate Shaft--Lower | S-2782 | 4.35 |
| 1308A | Self-Align Right | | 6.30 |
| 1309 | Single Row Intermediate Shaft | S-2826 | 5.30 |
| 1309-A | Self-Align Upper; & Pulley Shaft | S-2435 | 7.00 |
| SRA-406 | R.A. Intermed. Shaft, to Oct. 1928 | S-2478 | 3.00 |
| SWRA-406 | R.A. Intermed. Shaft, after Oct. 1928 | S-2860 | 5.10 |
| 1305 | Single Row Fan Shaft & Power Take-off | S-2814 | 2.50 |
| 1305-A | Self-Align & Trans. Pinion Shaft | S-2484 | 3.60 |
| 1306 | Single Row Cross Shaft | S-2815 | 3.05 |
| 1406 | Single Row Trans. Pinion Shaft | S-2825 | 3.80 |
| 6409 | Single Row Upper Intermed. Shaft | S2783 | 8.30 |
| 409-A | Self-Align Belt Pulley | S-2307 | 10.25 |
| 410-A | Self-Align Differential--Right | S-2781 | 15.00 |
| 1216-A | Self-Align Differential--Left | S2308 | 12.00 |
| C-216 | Roller Brg. Differential--Left | S-2479 | 28.50 |
| | Comp. Ser. 26000 to 28850 | | |

28-44, 3-5 PLOW, 1930-36; 90: 99, 1938

| | | | |
|---------|------|--|--|
| 1--529X | Cone | | |
| 1--522 | Cup | | |
| 1--2786 | Cone | | |
| 1--2720 | Cup | | |
| 1--F67 | Felt | | |



Set No. 153 Price Complete 12.55

| | | | | |
|------------|--------|------------------------------------|----------|-------|
| 529X | Cone | Front Wheel - Inner | AA-5013 | 5.25 |
| 522 | Cup | | AB-5013 | 3.20 |
| 529X-522 | Comp. | | AS-5013 | 8.45 |
| 2786 | Cone | Front Wheel - Outer | AA-5014 | 2.55 |
| 2720 | Cup | | AB-5014 | 1.55 |
| 2786-2720 | Comp. | | AS-5014 | 4.10 |
| 598 | Cone | Rear Wheel Inner & Outer | AA-5012 | 8.75 |
| 592A | Cup | | AB-5012 | 7.30 |
| 748S | Cone | Bull Pinion R & L | AA-5011 | 12.35 |
| 742 | Cup | | AB-5011 | 7.85 |
| 659 | Cone | Bull Pinion R & L) | CS-5011A | 10.65 |
| 652 | Cup | Model 90 after 1939) | | 7.25 |
| 6461 | Cone | Bull Pinion R & L) | AS-5011B | 16.05 |
| 3420 | Cup | 99 after 1939) | | 9.65 |
| 47890 | Cone | Rear axle Inner & Outer) | AS-5012B | 10.15 |
| 47820 | Cup | Used after 1939) | | 6.15 |
| 7312 | SR | Spline shaft front 3 speed | AS-5002 | 10.15 |
| 7212 | SR | Spline shaft front 4 speed | AS-5002A | 5.65 |
| 1407 | SR | Spline shaft rear all | AS-5003 | 7.30 |
| 5409NR-SKF | DR | Bevel Pin Shaft - Front 4 speed | AS-5004B | |
| 5308 | DR | Bevel Pinion Shaft - Front 3 speed | AS-5004 | 9.05 |
| 5407 | DR | Bevel Pinion Shaft Car Comb. C-10 | AS-5004A | 14.20 |
| R580 | Roller | Bevel Pinion Shaft Rear 3 & 4 Sp. | AS-5005 | 21.40 |
| 5308 | DR | Pulley drive shaft - Rear | AS-5004 | 9.05 |
| 1314 | SR | Pulley drive shaft - front | AS-5006 | 14.55 |
| R345 | Roller | Pulley shaft - right | AS-5008 | 11.60 |
| 5407 | DR | Pulley shaft - left | AS-5009 | 14.20 |
| A653-Aetna | Thrust | Differential Thrust | AS-5015 | |
| A378 | Thrust | Steering Worm | AS-5019 | 3.50 |
| 1309 | S.R. | P.T.O. Both ends | AS-5016 | 5.30 |
| 7206 | S.R. | Clutch Pilot | AS-5010 | 2.15 |
| 312-L | Thrust | Clutch throwout | AS-5022 | 4.50 |
| 5205 | D.R. | Gov. Brgs. - Front | AS-5000 | 4.50 |
| 106UF-SKF | Thrust | Gov. Brgs. - Rear (fixed gov.) | CS-5001 | |
| 1204 | S.R. | Gov. Shaft - Front variable speed | AS-5001A | 1.55 |
| 7203 | S.R. | Gov. shaft - rear variable speed | AS-5027 | 1.40 |
| A925 | Thrust | Gov. Thrust | AS-5001 | 4.10 |

18-28, 1930-39

HP152 FRONT WHEEL BEARING SET

| | | | |
|---------|------|--|--|
| 1--3578 | Cone | | |
| 1--3525 | Cup | | |
| 1--3193 | Cone | | |
| 1--3120 | Cup | | |
| 1--F66 | Felt | | |



Price Complete.... 10.65

OLIVER HART-PARR

18-28, 1930-39

| BEARING NUMBER | APPLICATION | Mfr's No. | PRICE |
|----------------|--|------------------|-------|
| 3578 | Cone Front Wheel--Inner | DA5013 | 4.10 |
| 3525 | Cup | DB5013 | 1.95 |
| 3578-3525 | Comp. | DS5013 | 6.05 |
| 3193 | Cone Front Wheel--Outer | DA5014 | 2.95 |
| 3120 | Cup | DB5014 | 1.65 |
| 3193-3120 | Comp. | DS5014 | 4.60 |
| 3982 | Cone Rear Wheel--Inner & Outer | CA5012 | 4.60 |
| 3920 | Cup | CB5012 | 3.10 |
| 3982-3920 | Comp. | CS5012 | 7.70 |
| 478 | Cone Rear Axle--Outer-Diff. Brakes | CA5012-A | 5.40 |
| 472 | Cup | CB5012-A | 3.95 |
| 478-472 | Comp. | CS5012-A | 9.35 |
| 537 | Cone Rear Axle--Inner-Diff. Brakes | CA5021 | 5.50 |
| 532A | Cup | CB5021 | 3.95 |
| 537-532A | Comp. | CS5021 | 9.45 |
| 748S | Cone Bull Pinion-Diff. Brakes | AA5011 | 12.35 |
| 742 | Cup | AB5011 | 7.85 |
| 748S-742 | Comp. | AS5011 | 20.20 |
| 6280 | Cone Bull Pinion | CA5011 | 11.05 |
| 6220 | Cup | CB5011 | 6.30 |
| 6280-6220 | Comp. | CS5011 | 17.35 |
| 15A | Cone Steering Worm | CA5019 | .70 |
| 16 | Cup | CB5019 | .60 |
| 15A-16 | Comp. | CS5019 | 1.30 |
| A870 | Thrust Clutch Throwout--AETNA | C551 & CS5022 | 4.50 |
| 7205 | S.R. Shielded Clutch Pilot | CS5010 | 1.75 |
| 1309 | S.R. Trans. Spline Shaft--Front--N.D. | CS5002 | 5.30 |
| 1307 | S.R. Spline Shaft--Rear | CS5003 & CAS5003 | 3.55 |
| 3208 | D.R. Bevel Pinion--Front | CS5004 | 6.20 |
| R355 | S.R. Bevel Pinion--Rear--SKF | CS5005 | 17.50 |
| 5307 | D.R. Bevel Pinion--Front-Speed Comb C-10 | DAS5004 | 7.30 |
| 1209 | S.R. Power Take-Off Shaft | CS5016 | 3.30 |
| 1309 | S.R. Differential--NEW DEPARTURE | AS5016 | 5.30 |
| F30 | Thrust Differential Thrust--AETNA | CS5020 | |
| R190 | Roller Differential | CS5015 | 19.50 |
| 5207 | D.R. Pulley Drive Shaft--Rear | CS5007 | 5.20 |
| R155 | Pulley Drive Shaft--Front | CS5006 | 12.20 |
| 1309 | S.R. Pulley Shaft--Right | CS5008 | 5.30 |
| 5307 | D.R. Pulley Shaft--Left | CS5009 | 7.30 |
| 5205 | D.R. Fixed Speed Gov.--Front | AS5000 | 4.30 |
| 1204 | S.R. Variable Speed Gov.--Front | AS5001A | 1.55 |
| KD2174 | Thrust Variable Speed Gov.--Thrust | CAS5001 & AS255 | |
| 7203 | S.R. Shielded Variable Speed Gov.--Rear | AS5027 | 1.40 |

60, 60HC, 60 ROW CROP

| | | | | |
|---------|------|-----------------------------|-----------|------|
| 2788 | Cone | Front Wheel--Inner | AC0-3160 | 2.55 |
| 2720 | Cup | | CO-3160 | 1.55 |
| 15118 | Cone | Front Wheel--Outer | AC0-3847 | 1.85 |
| 15250 | Cup | | CO-3846 | 1.15 |
| 21-BC | Cone | Steering Worm | | .70 |
| 24 | Cup | | | 1.05 |
| 385-AS | Cone | Rear Axle | | 3.60 |
| 382 | Cup | | | 2.00 |
| 390 | Cone | Differential--Right | | 3.85 |
| 394-A | Cup | | BB-5018-A | 2.95 |
| 3979 | Cone | Differential--Left | BA-5021 | 4.60 |
| 3920 | Cup | | CB-5012 | 3.10 |
| 15101 | Cone | Bevel Pinion Shaft--Front | | 1.85 |
| 15250 | Cup | | CO-3846 | 1.15 |
| 46162 | Cone | Bevel Pinion Shaft--Rear | | 4.85 |
| 46369 | Cup | | | 3.25 |
| 12580 | Cone | Power Take-Off Shaft--Front | | 1.65 |
| 12520 | Cup | Countershaft--Front & Rear | | 1.05 |
| 14127-A | Cone | Power Take-Off Shaft--Rear | BA-5007-A | 1.90 |
| 14274 | Cup | Power Take-Off Shaft--Rear | BB-5007-A | .70 |

70 STANDARD, 70 HC & KD ROW CROP 1935-42.

HP150 FRONT WHEEL BEARING SET -- 300001 & up

| | | | |
|----------|------|--|--|
| 1--2788 | Cone | | |
| 1--2720 | Cup | | |
| 1--15118 | Cone | | |
| 1--15250 | Cup | | |
| 1--F70 | Felt | | |



Price Complete 7.10

HP151 FRONT WHEEL BEARING SET -- Row Crop Only

| | | | |
|----------|------|--|--|
| 1--26882 | Cone | | |
| 1--26820 | Cup | | |
| 1--2879 | Cone | | |
| 1--2820 | Cup | | |
| 1--F70 | Felt | | |



Price Complete 8.15

| | | | | |
|-------------|-------|-----------------------------|-----------|------|
| 2788 | Cone | Front Wheel--Inner, 1935-36 | BA-5013 | 2.55 |
| 2720 | Cup | Serial #300001 & up | BB-5013 | 1.55 |
| 2788-2720 | Comp. | | BS-5013 | 4.10 |
| 15118 | Cone | Front Wheel--Outer, 1935-36 | BA-5014 | 1.85 |
| 15250 | Cup | Serial #300001 & up | BB-5014 | 1.15 |
| 15118-15250 | Comp. | | BS-5014 | 3.00 |
| 26882 | Cone | Front Wheel--Inner, 1937-42 | BA-5013-A | 2.65 |
| 26820 | Cup | Row Crop Only | BB-5013-A | 1.85 |
| 26882-26820 | Comp. | | BS-5013-A | 4.50 |

OLIVER HART-PARR

70, STANDARD, 70 HC & KD ROW CROP 1935-40

| BEARING NUMBER | APPLICATION | MFR'S NO. | PRICE |
|----------------|--|-----------|-------|
| 2879 | Cone Front Wheel--Outer, 1937-42 | BA-5014-A | 2.30 |
| 2880 | Cup Row Crop Only | BB-5014-A | 1.35 |
| 2879-2880 | Comp. | BS-5014-A | 3.65 |
| 3979 | Cone Rear Axle--Inner, 1935-38 | BA-5021 | 4.60 |
| 3920 | Cup Serial #300001 to 303054 | CB-5012 | 3.10 |
| 3979-3920 | Comp. | BS-5021 | 7.70 |
| 3982 | Cone Rear Axle--Outer, 1935-38 | CA-5012 | 4.60 |
| 3920 | Cup Serial #300001 to 303054 | CB-5012 | 3.10 |
| 3982-3920 | Comp. | CS-5012 | 7.70 |
| 28682 | Cone Rear Axle--Inner, 1939-40 | BA-5021-A | 3.85 |
| 28622 | Cup Serial #303055 & up | BB-5021-A | 2.15 |
| 28682-28622 | Comp. | BS-5021-A | 6.00 |
| 29585 | Cone Rear Axle--Outer, 1939-42 | BA-5012 | 4.50 |
| 29520 | Cup Serial #303055 & up | BB-5012 | 3.05 |
| 29585-29520 | Comp. | BS-5012 | 7.55 |
| 35175 | Cone Front Wheel Post-- | BA-5018 | 2.95 |
| 35326 | Cup Row Crop Only | BB-5018 | 1.65 |
| 35175-35326 | Comp. | BS-5018 | 4.60 |
| 25580 | Cone Front Wheel Post-- | | 3.10 |
| 25520 | Cup Row Crop Only | | 1.85 |
| 25580-25520 | Comp. | | 4.95 |
| 482 | Cone Differential & Bull Pinion, | BA-5011 | 5.40 |
| 472-A | Cup Right & Left, 1935-36 | BB-5011 | 3.95 |
| 482-472-A | Comp. Serial #300001 to 300473 | BS-5011 | 9.35 |
| 33275 | Cone Differential & Bull Pinion-- | BA-5011-A | 5.55 |
| 33462 | Cup Right & Left, 1937-42 | BB-5011-A | 4.05 |
| 33275-33462 | Comp. Serial #300474 & up | BS-5011-A | 9.60 |
| 15-A | Cone Steering Worm--1935-40 | CA-5019 | .70 |
| 16 | Cup | CB-5019 | .60 |
| 337 | Cone Pulley Drive Shaft--Front | BA-5006 | 2.85 |
| 332-B5 | Cup 1935-42 | BB-5006 | 3.05 |
| 337-332-B5 | Comp. Serial #300001 to 30366 | BS-5006 | 5.90 |
| 14138 | Cone Pulley Drive Shaft--Rear | BA-5007 | 1.90 |
| 14276 | Cup Pulley Shaft--Center | BB-5007 | .70 |
| 14138-14276 | Comp. Serial #300001 to 30366 | BS-5007 | 2.60 |
| 14137-A | Cone Pulley Drive Shaft--Rear | BA-5007-A | 1.90 |
| 14276 | Cup Pulley Shaft, Ser. 303667 & up | BB-5007-A | .70 |
| 02877 | Cone Pulley Shaft Ends | BA-5008 | 2.30 |
| 02820 | Cup 1935-42 | BB-5008 | 1.35 |
| 02877-02820 | Comp. | BS-5008 | 3.65 |
| 99026 | R.A. Trans. Pilot; Main Drive Pinion | BS-5025 | .55 |
| 94732 | R.A. Reverse Idler (2) & Countershaft Gear | BS-5026 | 1.20 |
| 5306 | D.R. Bevel Pinion--Front, 1935-39 | BS-5004 | 6.20 |
| 1308 | S.R. Bevel Pinion--Center, 1935-39 | BS-5023 | 4.35 |
| 7605 | Shield Bevel Pinion--Rear, 1935-39 | | 2.60 |
| 43208 | S.R. Trans. Spline Shaft--Front | BS-5002 | 3.10 |
| 7506 | Shield Cl. Pilot & Trans. Spline S. Rear | AS-5010 | 2.15 |
| A-848 | Thrust Clutch Release | BS-5022 | 2.75 |
| 3202 | S.R. Governor, Serial #300001 to 303506 | BS-5000 | 1.20 |
| A-814 | Thrust Governor, Serial #300001 to 303506 | BS-5001 | .60 |
| 7507 | Shield Power Take-Off--Rear | BS-5016 | 2.65 |

77, 77HC, 77 ROW CROP

| | | | |
|-------|----------------------------------|-----------|------|
| 26882 | Cone Front Wheel--Inner | BA-5013-A | 2.65 |
| 26820 | Cup | BB-5013-A | 1.85 |
| 2879 | Cone Front Wheel--Outer | BA-5014-A | 2.30 |
| 2820 | Cup | BB-5014-A | 1.35 |
| 21-BC | Cone Steering Worm | | .70 |
| 24 | Cup | | 1.05 |
| 390 | Cone Rear Axle--Inner & Outer | | 3.85 |
| 394-A | Cup | | 2.95 |
| 3984 | Cone Differential--Right & Left | | 4.60 |
| 3920 | Cup | CB-5012 | 3.10 |
| 2578 | Cone Bevel Pinion Shaft--Front | | 2.45 |
| 2523 | Cup | | 1.40 |
| 59175 | Cone Bevel Pinion Shaft--Rear | | 5.75 |
| 59413 | Cup | | 3.85 |
| 15101 | Cone Countershaft--Front & Rear | | 1.85 |
| 15250 | Cup | BB-5014 | 1.15 |
| 33890 | Cone Pulley Shaft--Inner & Outer | | 4.85 |
| 33821 | Cup | | 2.30 |
| 31594 | Cone Pulley Drive Shaft--Front | | 3.05 |
| 31520 | Cup | | 1.75 |
| 12580 | Cone Pulley Drive Shaft--Rear | | 1.65 |
| 12520 | Cup | | 1.05 |

80, STANDARD, 80HC & KD

| | | | |
|-----------|-------------------------------------|----------|------|
| 3578 | Cone Front Wheel--Inner | DA5013 | 4.10 |
| 3525 | Cup | DB5013 | 1.95 |
| 3578-3525 | Comp. | DS5013 | 6.05 |
| 3193 | Cone Front Wheel--Outer | DA5014 | 2.95 |
| 3120 | Cup | DB5014 | 1.65 |
| 3193-3120 | Comp. | DS5014 | 4.60 |
| 537 | Cone Rear Axle--Inner Diff. Brakes | CA5021 | 5.50 |
| 532-A | Cup | CB5021 | 3.95 |
| 537-532-A | Comp. | CS5021 | 9.45 |
| 33275 | Cone Rear Axle--Outer, Diff. Brakes | BA5011-A | 5.55 |
| 33462 | Cup Four used with Diff. Brakes | BB5011-A | 4.05 |

OLIVER HART-PARR

80, STANDARD, 80 HC & KD

| BEARING NUMBER | APPLICATION | MFR'S NO. | PRICE |
|----------------|--|-----------|-------|
| 748-S | Cone Bull Pinion--Diff. Brakes | AA5011 | 12.35 |
| 742 | Cup | AB5011 | 7.85 |
| 748S-742 | Comp. | AS5011 | 20.20 |
| 6280 | Cone Bull Pinion | CA5011 | 11.05 |
| 6220 | Cup | CB5011 | 6.30 |
| 6280-6220 | Comp. | CS5011 | 17.35 |
| 15-A | Cone Steering Worm | CA5019 | .70 |
| 16 | Cup | CB5019 | .60 |
| 15-A-16 | Comp. | CS5019 | 1.30 |
| 16150 | Cone Pulley Drive Shaft--Right-- | CA5008A | 2.35 |
| 16284 | Cup Four Speed | CB5008A | 1.25 |
| 16150-16284 | Comp. | CS5008A | 3.60 |
| 3876 | Cone Pulley Drive Shaft--Left-- | CA5009A | 3.75 |
| 3820 | Cup Four Speed | CB5009A | 2.00 |
| 3876-3820 | Comp. | CS5009A | 5.75 |
| 1208 | S.R. Pulley Extension Shaft | CS5003A | 3.00 |
| 1214 | S.R. Pulley Shaft--Front | CS5006A | 6.00 |
| 1207 | S.R. Pulley Shaft--Rear | CS5007A | 2.55 |
| A-841 | Clutch Throwout | CS5022A | 2.75 |
| 7205 | Shield Clutch Pilot | CS5010 | 1.75 |
| 1309 | S.R. Trans. Spline Shaft--Front-N.D. | CS5002 | 5.30 |
| 1307 | S.R. Trans. Spline Shaft--Rear CS5003 & CA5003 | CS5003 | 3.55 |
| 41210 | S.R. Spline Shaft--Front--4 Speed | CS5002A | 3.85 |
| 1208 | S.R. Spline Shaft--Rear--4 Speed | CS5003A | 3.00 |
| 465319 | SKF Bevel Pinion--Front--4 Speed | CS5004A | |
| R355 | S.R. Bevel Pinion--Rear--4 Speed | CS5005 | 17.50 |
| 5208 | D.R. Bevel Pinion--Front-Speed Comb C-10 | CS5004 | 6.20 |
| R355 | S.R. Bevel Pinion--Rear-Speed Comb C-10 | CS5005 | 17.50 |
| 5307 | D.R. Bevel Pinion--Front-Speed Comb C-10 | DA5004 | 7.30 |
| 1209 | S.R. Power Take-Off Shaft | CS5016 | 3.30 |
| 1309 | S.R. Differential | AS5016 | 5.30 |
| 5207 | D.R. Pulley Drive--Rear | CS5007 | 5.20 |
| R-155 | S.R. Pulley Drive--Front--S.K.F. | CS5006 | 12.20 |
| 1309 | S.R. Pulley Shaft--Right NEW DEPARTURE | CS5008 | 5.30 |
| 5307 | D.R. Pulley Shaft--Left | CS5009 | 7.30 |
| 1204 | S.R. Variable Speed Governor--Front | AS5001A | 1.55 |
| 7203 | Shield Variable Speed Governor--Rear | AS5027 | 1.40 |

88, 88HC, 88 ROW CROP

| | | | |
|-------|----------------------------------|---------|------|
| 26882 | Cone Front Wheel--Inner | BA5013A | 2.65 |
| 26820 | Cup | BB5013A | 1.85 |
| 2879 | Cone Front Wheel--Outer | BA5014A | 2.30 |
| 2820 | Cup | BB5014A | 1.35 |
| 21-BC | Cone Steering Worm | | .70 |
| 24 | Cup | | 1.05 |
| 3984 | Cone Rear Axle--Inner | | 4.60 |
| 3920 | Cup | CB5012 | 3.10 |
| 29675 | Cone Rear Axle--Outer | | 5.25 |
| 29620 | Cup | | 2.95 |
| 575 | Cone Differential--Right & Left | | 8.65 |
| 572 | Cup | | 5.20 |
| 3193 | Cone Bevel Pinion Shaft--Front | DA5014 | 2.95 |
| 3120 | Cup | DB5014 | 1.65 |
| 65390 | Cone Bevel Pinion Shaft--Rear | | 6.55 |
| 65321 | Cup | | 5.30 |
| 15118 | Cone Countershaft--Front & Rear | BA5014 | 1.85 |
| 15250 | Cup | BB5014 | 1.15 |
| 33890 | Cone Pulley Shaft--Inner & Outer | | 4.85 |
| 33821 | Cup | | 2.30 |
| 31594 | Cone Pulley Drive Shaft--Front | | 3.05 |
| 31520 | Cup | | 1.75 |
| 12580 | Cone Pulley Drive Shaft--Rear | | 1.65 |
| 12520 | Cup | | 1.05 |


ROCK ISLAND

F, 18-35; G, 15-25; 1927 FA 1930

| | | | |
|-------------|--|-------|-------|
| 3578 | Cone Front Wheel--Inner & Outer | | 4.10 |
| 3525 | Cup | | 1.95 |
| 3780 | Cone Front Wheel--Inner | | 4.05 |
| 3720 | Cup FA 1930 Only | | 2.30 |
| 2788 | Cone Front Wheel--Outer | | 2.55 |
| 2720 | Cup FA 1930 Only | | 1.55 |
| 575 | Cone Rear Wheels--Inner & Outer | | 8.65 |
| 572 | Cup All Models | | 5.20 |
| 09074-09194 | Comp. Fan 2 used F, FA | C3296 | 1.70 |
| 19102 | Comp. Fan 2 used G. | | 1.20 |
| C310 | Comp. Spline Shaft--Rear F to 30 | TF608 | 11.30 |
| C311 | Comp. Spline Shaft--Rear F after 1930 | | 20.70 |
| 1408 | S.R. Spline Shaft--Front -F | TF609 | 6.85 |
| C312 | Comp. Intermediate Shaft & Bull Pinion | TF624 | 26.00 |
| W210 | Comp. Spline Shaft--Right on "G" | TG608 | 12.60 |
| C210 | Comp. Spline Shaft--Left on "G" | | 10.30 |
| 1308 | S.R. Belt Pulley Shaft on "G" | TG609 | 4.35 |
| 1206 | S.R. Water Pump | | 2.20 |

BUY IN CANADA AND SAVE DELAY

C J B AHLBERG PILLOW BLOCKS



CHECK THESE FEATURES!

STURDY DIE-CAST CONSTRUCTION

SMOOTH PERFORMANCE

LOW IN COST

SEALED HOUSING

THE RIGHT BEARING FOR THE MODERN MACHINE:

CHECK THESE FEATURES!

FLOATING SEAL CONSTRUCTION

THAT'S FRICTIONLESS, GRINDING

THAT PERMITS SHAFT DEFLECTIONS

AND MISALIGNMENTS UP TO 1°




EC HEAVY SERIES

| NUMBER | SHAFT SIZE | PRICE |
|-------------|---------------|-------|
| EC-012..... | 3/4"..... | 6.40 |
| EC-015..... | 15/16"..... | 6.90 |
| EC-100..... | 1"..... | 6.90 |
| EC-103..... | 1 3/16"..... | 8.10 |
| EC-104..... | 1 1/4"..... | 9.60 |
| EC-107..... | 1 7/16"..... | 9.60 |
| EC-108..... | 1 1/2"..... | 10.40 |
| EC-111..... | 1 11/16"..... | 12.10 |
| EC-112..... | 1 3/4"..... | 12.10 |
| EC-115..... | 1 15/16"..... | 13.90 |
| EC-200..... | 2"..... | 16.30 |
| EC-203..... | 2 3/16"..... | 16.30 |

ED LIGHT SERIES

| NUMBER | SHAFT SIZE | PRICE |
|-------------|--------------|-------|
| ED-008..... | 1/2"..... | 4.50 |
| ED-010..... | 5/8"..... | 4.50 |
| ED-012..... | 3/4"..... | 4.90 |
| ED-015..... | 15/16"..... | 5.20 |
| ED-100..... | 1"..... | 5.20 |
| ED-102..... | 1 1/8"..... | 6.80 |
| ED-103..... | 1 3/16"..... | 6.80 |

BEARINGS FOR DELCO LIGHT PLANTS.




| BEARING NO. | FITS PLANT MODELS | PLANT CAPACITY | PRICE EACH |
|---|---|---|------------|
| 1306 Single Row Ball Brg. | (600 (1st type) | 600 Watt | 3.05 |
| 5102 Double Row Ball Brg. with Special bore of 1.2495" (For armature end) Replaces Delco Part #12654 | (600 to 625 750 to 786 (8-A, B, C, etc. (200, 208, 216, 850 (858, 866 (1250 to 1295 | 600 Watt 750 Watt 800 Watt 850 Watt 1250 Watt | 10.45 |
| 47551 Roller Assembly | | | 3.35 |
| 33011 Outer Race | (200, 208, 216, 850 | | 5.00 |
| 30206 Inner Race | (858, 866 | 850 Watt | 5.30 |
| COMPLETE BEARING (For Flywheel end) Replaces Delco Part #12592 | (1250 to 1295 | 1250 Watt | 13.65 |
| 5509 Double Row Ball Bearing | (301 to 320 | 2500 Watt | 11.20 |
| 01149 Roller Assembly | | | 9.75 |
| 31185 Outer Race | | | 10.50 |
| 30262 Inner Race | | | 7.20 |
| COMPLETE BEARING | (301 to 320 | 2500 Watt | 27.45 |

COMBINE. HARVESTER & THRESHER BEARINGS

CONES

BALL



CUPS

ROLLER

WE CAN SUPPLY BEARINGS FOR ALL MAKES OF COMBINES; HARVESTERS AND THRESHERS. THE FOLLOWING LIST OF COMBINES, HARVESTERS AND THRESHERS ARE ONLY A FEW OF THE MODELS FOR WHICH WE CAN SUPPLY BEARINGS. OUR STOCK IS COMPLETE--THE LARGEST STOCK IN WESTERN CANADA.

ADVANCE - RUMELY

HUBER

ALLIS - CHALMERS

I. H. C.

AVERY

JOHN DEERE

BALDWIN

MASSEY - HARRIS

CASE

MINN. MOLINE

CATERPILLAR


NICHOLS & SHEPARD

GLENER

SUNSHINE

HOLT

WOOD BROS



FOR FASTER AND MORE EFFICIENT SERVICE GIVE THE FOLLOWING INFORMATION:

1. THE NUMBER WHICH APPEARS ON THE BEARING OR BEARING PARTS.
2. THE MAKE, MODEL AND YEAR OF THE MACHINE ON WHICH THIS BEARING IS BEING USED.
3. APPLICATION (WHERE BEARING FITS).
4. MANUFACTURER'S NUMBER.



FOR BEARING OR BEARING PARTS ON WHICH NO NUMBER APPEARS MEASURE THE INSIDE AND OUTSIDE DIAMETER AND LENGTH. OUR SKILLED PARTSMEN ARE EQUIPPED WITH THE KNOWLEDGE TO SUPPLY BEARINGS BY SIZE. IF YOU ARE NOT SURE THAT YOUR MEASUREMENTS ARE ACCURATE SEND IN YOUR OLD BEARING.

WE CAN SUPPLY BEARINGS AT APPROXIMATELY ONE-HALF THE USUAL COST AS HAS BEEN SHOWN BY THIS CATALOGUE AND FORMER CATALOGUES. A DEPOSIT OF TWO DOLLARS (\$2.00) IS REQUIRED WITH YOUR ORDER BEFORE SHIPMENT CAN BE MADE. IF YOUR BEARING IS LESS THAN \$2.00, YOUR CREDIT BALANCE WILL BE REFUNDED IMMEDIATELY. IF THE PRICE IS MORE THAN \$2.00 YOUR ORDER WILL BE SENT C.O.D. FOR THE BALANCE.

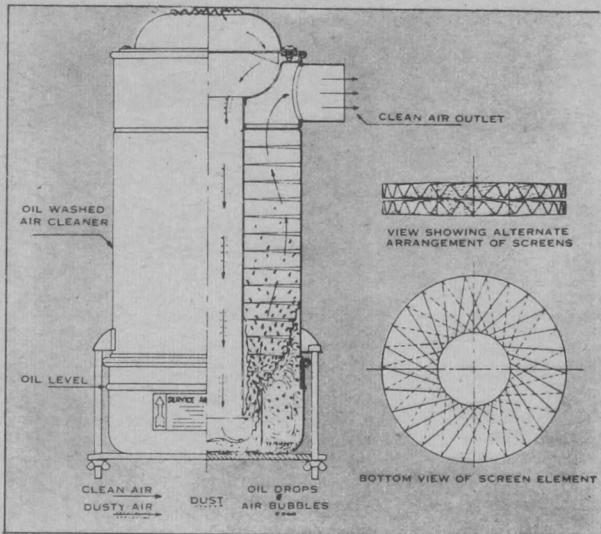
FOR AN EXAMPLE OF OUR LOW PRICES ON COMBINE BEARINGS WE WISH YOU TO CHECK THE FOLLOWING PRICE LIST TO ANY OTHER PRICES REGARDLESS IF IT BE THE ORIGINAL MANUFACTURER OR A MAIL ORDER CONCERN.

| BALL BEARINGS | | | CONES | | CUPS | | ROLLER ASSEMBLIES | | OUTER RACES | |
|---------------|-------|---------|-------|---------|-------|---------|-------------------|---------|-------------|---------|
| Our No. | Price | Our No. | Price | Our No. | Price | Our No. | Price | Our No. | Price | Our No. |
| 1205 | 1.70 | 336 | 2.85 | 332 | 1.65 | RA309 | 4.30 | OR309 | 5.40 | |
| 1206 | 2.20 | 350 | 3.10 | 352 | 2.05 | 01090 | 3.55 | 4122 | .20 | |
| 1207 | 2.55 | 355 | 3.10 | 354A | 1.80 | 16882 | 1.20 | 4123 | .30 | |
| 1208 | 3.00 | 375 | 3.35 | 432 | 2.45 | 16965 | 3.35 | 4169 | .24 | |
| 1209 | 3.30 | 1755 | 1.70 | 1729 | 1.20 | 16965 | 2.45 | 4430 | .59 | |
| 1304 | 2.00 | 1986 | 1.95 | 1931 | 1.15 | 95424 | .98 | 4446 | .70 | |
| 1305 | 2.50 | 2788 | 2.55 | 2720 | 1.55 | 94424 | 1.25 | 4452 | .77 | |
| 1306 | 3.05 | 3578 | 4.10 | 3320 | 1.80 | 95316 | .88 | 4466 | .74 | |
| 1307 | 3.55 | 07098 | 1.60 | 3525 | 1.95 | 95424 | 1.20 | 4806 | 2.75 | |
| 1308 | 4.35 | 14118 | 1.90 | 07204 | .95 | 95432 | 1.45 | 33001 | 4.80 | |
| 1309 | 5.30 | 14120 | 1.90 | 14274 | .70 | 95732 | 1.70 | 33013 | 6.65 | |
| 1310 | 6.55 | 14125 | 1.90 | 14283 | .85 | 95932 | 1.95 | 33021 | 8.10 | |

OUR BEARING STOCK IS ALWAYS COMPLETE

BUY IN CANADA AND SAVE DELAY

DONALDSON OIL-WASHED-AIR CLEANERS



THIS IS AN UP-TO-DATE AND MODERN OIL-WASHED AIR CLEANER THAT CAN BE INSTALLED ON ANY MAKE OF TRACTOR.

MANUFACTURED BY ONE OF THE WORLD'S FOREMOST PRODUCERS OF AIR CLEANING EQUIPMENT FOR TRACTORS.

ACCEPTED AS STANDARD EQUIPMENT BY LEADING TRACTOR MANUFACTURERS.

SPECIAL FEATURES

- (1) **SELF-WASHING SCREEN ELEMENTS:** ALL CLEANING IS DONE IN THE OIL CUP AND THE LOWER SCREENS, WITH A RESULT THAT THE UPPER SCREENS REMAIN CLEAN AT ALL TIMES. THE LOWER SCREENS MAY BE EASILY REMOVED FOR CLEANING.
- (2) **ABILITY TO HANDLE CHAFF AND SIMILAR MATTER WITHOUT CLOGGING**
- (3) **STURDILY MADE:** SCREENS WILL NOT WEAR FROM VIBRATION
- (4) **EACH UNIT COMES COMPLETE, READY FOR INSTALLATION WITHOUT THE AID OF SPECIAL TOOLS.**
- (5) **CAPACITY:** BUILT TO DIMENSIONS WHICH ASSURE A CONSTANT RESERVE SUPPLY OF CLEAN AIR FOR YOUR MOTOR.

PRICE COMPLETE with 2 Mounting Brackets.....\$15.00


McCORMICK DEERING 15-30

TRANS GEARS



SPEED CHANGEOVER TO 4 MILE PER HOUR SECOND SPEED

COMPLETE SET OF 3 FACTORY MADE GEARS..... \$75.00



GAS TANKS

JOHN DEERE

Single Compartment Gasoline Tank. Fits Model D Ser. 68,880 to 109,943
Price Complete..... \$17.00
Starting Tank..... 2.00

McCORMICK DEERING

Single Compartment Gasoline Tank made from 14 gauge material.
Capacity -- 24 gallons.
Price Complete..... \$14.00


FORDSON



| PART NO. | DESCRIPTION | REPLACES | PRICE EACH |
|----------|--|----------|------------|
| 1. KW1 | Fordson Coils (Fits all Models) High Tension | 3772 | 2.65 |
| 3. KW4 | "Sparkite" Points--Quick Starting | Per Pair | .35 |
| 4. TC19 | Timers (high quality) | | .65 |

OLIVER HART-PARR


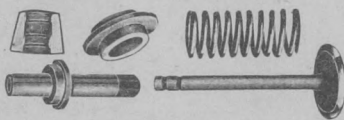

REBORED BLOCK EXCHANGE



Complete with Pistons, Pins, Bushings & Rings. Our pistons are fitted with the proper clearance. Being Counter bored the rings will not make a ridge in the top of the cylinder causing the rings to break or to wear the top groove of the piston. Do not gamble on ordinary jobs. Get our Counter bored block and be assured of perfection.

18-36 Price Complete.....\$57.50

COMPLETE CYLINDER HEAD OVERHAUL



SEND YOUR CYLINDER HEAD TO US FOR A COMPLETE VALVE JOB

PRICES LISTED BELOW INCLUDE:-

1. All new valve inserts.
2. All new valves.
3. All new valve guides.
4. All new valve springs.

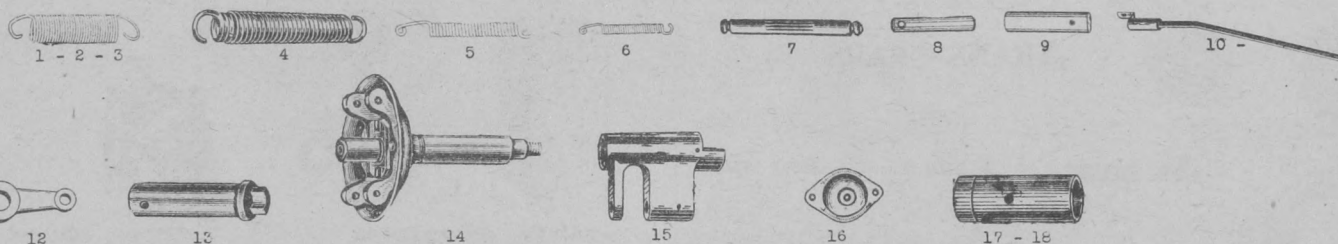
5. All new valve keys and key seats.
6. Inserting: Seating valves, Installing Valve Guides plus re-assembling.

| | | Price Per Cyl. Head | | | Price Per Cyl. Head |
|----------------|----------------------|------------------------|-----------------------|--------------------------|------------------------|
| ALLIS CHAINERS | 20-35, E, K, 18-30 | 37.00 | HART-PARR | 18-36, 30, 15-30, 16-30 | 28.50 |
| CASE | L, LI, LO, LE, 26-41 | 37.00 | MCCORMICK DEERING | 10-20 | 33.50 |
| CASE | C, CC, CI, CO, CD | 38.00 | MCCORMICK DEERING | 15-30, 22-36 | 37.00 |
| CASE | A, 12-20 | 34.00 | MASKEY HARRIS WALLIS | 20-30, Cert. 15-27 | 31.00 |
| CASE | K, 18-32, 15-27 | 37.00 | MINNEAPOLIS TWIN CITY | 17-28, 12-20, TY, YW, 16 | 60.00 |
| JOHN DEERE | D, 15-27 | 22.50 | MINNEAPOLIS TWIN CITY | 17-30A, 17-30B, 27-42 | 36.00 |
| | | | OLIVER | 90, 28-44 | 48.00 |

CRACKED HEADS:- Cylinder heads cracked from overheating can usually be repaired provided they have not previously been welded. A reasonable charge will be made for this work to cover labor and material.

MCCORMICK DEERING

GOVERNOR PARTS



| Part No. | Replaces | Description | Model | Serial No. | Price Each |
|-------------|-----------------|--|------------------------------------|----------------|------------|
| 1. T12754 | 12754D | Governor Spring | 10-20 | KC69613 & up | .15 |
| 2. T12754 | 12754D | Governor Spring | 15-30 | TG50130 & up | .15 |
| 3. T12755 | 11864D & 12755D | Governor Spring | 22-36 & W30 | All | .15 |
| 4. T10485 | 10485D & 8085T | Governor Spring | 15-30 | To No. TG50130 | |
| | | | 10-20 | To No. KC69613 | .18 |
| 5. T14136 | 14136D | Governor Throttle Spring | 15-30 | 50120 to 59799 | |
| | | | 10-20 | KC69613 & up | .35 |
| 6. T11466 | 11466D | Governor Throttle Spring | 15-30 | TG59800 & up | |
| | | | 22-36 | All | .40 |
| 7. T7117 | 7117T | Governor Spring Pin | 10-20, 15-30, 22-36 | All | .07 |
| 8. T12214 | 12214D | Governor Ball Pin | 10-20, 15-30, 22-36 | All | .05 |
| 9. T12700 | 12700D | Governor Con Rod Pin | 10-20, 15-30, 22-36 | All | .07 |
| 10. T11810 | 11810DAX | Governor Throttle Shaft | 22-36 | All | .50 |
| 11. T18907D | 18907D | Governor Throttle Shaft | 10-20, Farmall F20 | | .50 |
| 12. T1453D | 1453D | Speed-Change Lever | 10-20, 15-30, 22-36 | All | .28 |
| 13. T12743 | 12743D | Speed Change Lever Shaft | 10-20, 15-30 | All | .12 |
| 14. T4240 | 4240DAX | Governor Shaft with Carrier | 10-20, 15-30, 22-36 | All | 3.95 |
| 15. T1451 | 1451D | Governor Throttle Lever | 10-20, 15-30, 22-36 | All | .50 |
| 16. T1452 | 1452D | Governor Rod Support Cover | 10-20, 15-30, 22-36 | All | .35 |
| 17. TFC470 | 12241D | Governor Shaft Bushing | 10-20, 15-30, 22-36, F20, F30, W30 | All | .80 |
| 18. TFC470X | Undersize | Gov. Shaft Bushing--Undersize for worn Shafts - fits above | | All | .90 |

TRANS. BEARING SETS



3-4-5

T3 TG112 to TG42940D

5--C3105.....(4592DC)

1--C3125.....(4419DC)

Price Complete

38.50

T4 TG42941 to TG99925

5--C3105.....(4592DC)

1--C3135.....(11256DA)

Price Complete

38.50

T5 TG99926 & up

3--447-432 (13206D) cone & cup


1--526-522 (13344D) cone & cup

1--536-532 (13314D) cone & cup

1--6379-6320(13338D) cone & cup



Price Complete

54.50



WHEELS

FOR ANYTHING & EVERYTHING



JUVENILE WHEELS

| Wheel | Dia. | Face | Bore | Bearing | Price Each |
|---------|------|------|------|---------|------------|
| 6 x 3/4 | 6 | 3/4 | 3/8 | Sleeve | .90 |
| 6 x 3/4 | 6 | 3/4 | 7/16 | Ball | 1.30 |
| 7 x 3/4 | 7 | 3/4 | 7/16 | Ball | 1.35 |

LIGHT INDUSTRIAL

| | | | | | |
|-----------|----|-------|------------|--------|------|
| 8 x 1.25 | 8 | 1-1/4 | 1/2 | Oilite | 1.95 |
| 10 x 1.25 | 10 | 1-1/4 | 7/16 x 1/2 | Ball | 2.80 |
| 10 x 2 | 10 | 2 | 1/2 | Ball | 4.50 |
| 10 x 1.75 | 10 | 1-3/4 | 7/16 x 1/2 | Ball | 3.50 |
| 12 x 1.75 | 12 | 1-3/4 | 7/16 x 1/2 | Ball | 4.40 |
| 8 x 2 | 8 | 2 | 7/16 x 1/2 | Ball | 2.95 |

SEMI-PNEUMATIC

| | | | | | |
|-----------|----|-------|-----|------|------|
| 6 x 2 | 6 | 2 | 5/8 | Ball | 4.20 |
| 10 x 2.75 | 10 | 2-3/4 | 5/8 | Ball | 7.90 |

WHEELBARRROW-TRAILER-MOTOR SCOOTER-IMPLEMENT WHEELS
with 4 ply Pneumatic Tires.

| | |
|--|--------------|
| 4.00 - 8 - 4 Ply Tire | 8.75 |
| 4.00 - 8 - Tube | 1.95 |
| 4.00 - 8 - Wheel for above tire, Ball Bearing, with 12" axle. | 6.05 |
| Complete | 16.75 |

HEAVY DUTY TRACTOR CLEAVISES

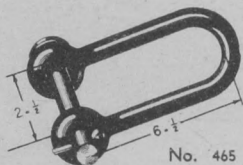
HOT FORGED OF EXTRA STRONG STEEL.

EXTRA LARGE SHACKLE TYPE HEADS.

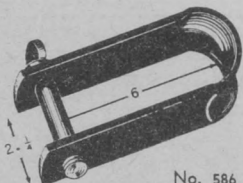
THEY HOLD THEIR SHAPE.

POINTED PIN MAKES HOOKUPS FASTER, EASIER.

7/8" STEEL BODIES, 3/4" PINS.



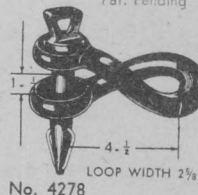
No. 465



No. 586

| | |
|------------|---------|
| #4278..... | \$ 1.43 |
| #4178..... | 1.38 |
| #465..... | 1.00 |
| #586..... | .69 |

With Self-Locking Pin
Pat. Pending



No. 4278



No. 4178

MATCH PATCH

EMERGENCY TUBE REPAIR KITS

for Quick, Easy, Permanent Repairs



#M10 - Consists of an all steel vulcanizer
with exclusive Rubber Cushion that
assures a better repair;
10 Match Patches and Buffer

Price Complete..... \$ 1.65

MATCH PATCH PACKAGE:

10 Oblong or Round Patches, complete
with Metal Pans and fuel packs.

Price Complete..... .90¢

WATER ADAPTERS



Saves valuable time
when filling tires with
water. May be conn-
ected by a short length
of hose to an elevated
barrell.

PRICE.....1.50

TIRE VALVE STEMS



Makes filling tires


with Anti-Freeze

solution much easier

and quicker

| | |
|------------------------------|------|
| 9251 Tractor Tire Valve Stem | 1.00 |
| 9252 Tractor Tire Valve Core | .55 |

RING MASTER



COMPRESSOR

No. 220 Capacity 2-1/8" to 5".....\$3.20

No. 220-T Capacity 3-1/2" to 7".....\$4.50

WIRE BRUSHES



Price.....45¢



KING BEE
FULL UNIVERSAL
TRUCK
MIRROR

No. 229 U.V.

Price.....\$2.70

MIRROR HEAD



#222

Price.....\$1.00

WHEEL TWISTERS
FOR ALL TRACTORS

Solid Walnut Knob
Electrically Welded
PRICE.....\$1.10





SEALED-BEAM ADAPTER KITS

SEALED BEAM BULBS
to
PRE-1940 HEADLAMPS
FOR ALL CARS, TRUCKS AND BUSES

PRICE EACH (For all Models except those listed below)..... \$7.50

To Fit: Ford -- 1937, 1938-39 Standard


1939 Deluxe

1939 Mercury

Chrysler, Dodge & Plymouth 1939


PRICE EACH.....\$12.50

HYDRAULIC JACKS



| | | |
|-------|-------------------------|---------|
| 1-1/2 | Ton..... | \$13.20 |
| 3 | Ton..... | 22.00 |
| 5 | Ton..... | 26.40 |
| 8 | Ton..... | 29.70 |
| 12 | Ton..... | 44.00 |
| | V-120 Bumper Jack..... | 17.05 |
| | 1002 Scissors Jack..... | 7.55 |

Auto Tire Pumps




Heavy Duty Pump..... \$3.25
Tire Pump Hose..... .55

ALLIS-CHALMERS--B, C, WC, U.
CASE--VA, SC, DC, L,
COCKSHUT--30.
CO-OP--E-3.
FORD FERGUSON

"JOY RIDER" Complete with Steel Seat..... \$29.65
"JOY RIDER" Complete with "NU-MAT-IK" Air Cushion Seat..... 47.00
"JOY RIDER" Frame Only..... 26.35
(With JOY RIDER Frame, Dealer or Farmer can use their own seat)
"NU-MAT-IK" Air Cushion Tractor Seat Only..... 21.80
(Can be used to replace Steel Tractor Seat or with the Flash-O-Hydraulic Ride Easy)

"RIDE-EASY" HYDRAULIC SEAT ATTACHMENT



Carried in stock to fit the following Tractors:

INTERNATIONAL--H, M, F-20, F-30, W-4, W-6, W-9, WD-9.
JOHN DEERE--A, B, H, D, and G.M.
ALLIS-CHALMERS--H.C.
CASE--V.A., V.A.C., V.C., R.C., S.C., D.C., and C.C.
FORD-FERGUSON
MINNEAPOLIS-MOLINE--Z, R, GT and U.
MASSEY-HARRIS--101-Sr. and 101-Jr.
PRICE EACH..... \$9.80

THE *Joy Rider* complete tractor seat with amazing NON-SLANT RIDE

Like Riding
On a Cloud!



Nu-mat-ik
The Air Cushioned
TRACTOR SEAT


Enjoy
SMOOTH, EASY
Tractor
Rides



The
complete tractor seat
with the Non-Slant Ride



INTERNATIONAL--A, B, Cub, W4, W6, W9, F12, F14, F20,
F30, H, M, 10-20, 15-30, W30.
JOHN DEERE--A, B, G, H, D.
MASSEY HARRIS--101 Jr., 101 Sr.
MINNEAPOLIS--Z, U.
OLIVER--60, 70, 80, 99.



8,000 POUNDS PRESSURE WITH EASE.
GREASE CAPACITY -- 20 OUNCES.

DISAPPEARING HANDLE.
FILLS BY SUCTION.

Model No. 211 Complete with coupler.....\$4.95
Model No. P-16 Hydraulic Push Type Gun..... 2.00
Model No. HY-330 Snap on Hydraulic Adapter and 6" Pipe.... 1.55
Model No. HY-304 Snap on Hydraulic Coupler..... 1.25

MAKE YOUR OWN GASKETS

VELLUMOID

| | PRICE PER SHEET |
|-----------------|--------------------|
| 18 x 36 - 1/16" | \$ 2.10 |
| 18 x 12 - 1/16" | .65 |
| 18 x 36 - 1/32" | 1.05 |
| 18 x 12 - 1/32" | .45 |


CORK SHEETS

| | |
|-----------------|------|
| 18 x 36 - 1/16" | .63 |
| 12 x 36 - 1/16" | .37 |
| 12 x 36 - 3/32" | .52 |
| 12 x 36 - 1/8" | .84 |
| 12 x 36 - 1/4" | 1.65 |


GASKET MATERIAL

| | |
|-----------------|------|
| #650 | |
| 16 x 12 - 1/16" | 1.30 |
| 16 x 12 - 1/32" | .75 |





PULLEYS



"B" COMBINATION GROOVED PULLEYS
FOR "A" OR "B" BELTS UP TO 21/32" x 7/16"


TESTED FOR TRUE RUNNING

| DIAMETER | | | | | DIAMETER | | | | |
|----------|--------------|--------------|--------------|-------|----------|--------------|--------------|--------------|-------|
| No. | Out- side | Pitch "A" | Pitch "B" | Price | No. | Out- side | Pitch "A" | Pitch "B" | Price |
| A-15 | 1.5 | 1.3 | | .40 | B-47 | 4.75 | 3.95 | 4.35 | 1.35 |
| A-20 | 2 | 1.7 | | .46 | B-50 | 5.0 | 4.2 | 4.6 | 1.45 |
| A-25 | 2.5 | 2.2 | | .48 | B-55 | 6.0 | 5.2 | 5.6 | 1.65 |
| A-30 | 3 | 2.7 | | .50 | B-70 | 7.0 | 6.2 | 6.6 | 2.30 |
| B-33 | 3.3 | 2.5 | 2.9 | .90 | B-80 | 8.0 | 7.2 | 7.6 | 2.75 |
| B-36 | 3.6 | 2.8 | 3.2 | .95 | B-90 | 9.0 | 8.2 | 8.6 | 3.30 |
| B-40 | 4.0 | 3.2 | 3.6 | 1.10 | B-100 | 10.0 | 9.2 | 9.6 | 3.80 |
| B-42 | 4.25 | 3.45 | 3.85 | 1.20 | B-120 | 12.0 | 11.2 | 11.6 | 5.00 |
| B-45 | 4.5 | 3.7 | 4.1 | 1.25 | B-140 | 14.0 | 13.2 | 13.6 | 6.20 |
| | | | | | B-160 | 16.0 | 15.2 | 15.6 | 7.20 |

Stocked in the following Bore Sizes:

Outside
Diameter

| | |
|----------|---|
| 2 1/2" | 1/2"; 5/8". |
| 3 to 7" | 1/2"; 5/8"; 3/4"; 7/8"; 1"; 1 1/8". |
| 8 to 16" | 1/2"; 5/8"; 3/4"; 7/8"; 1"; 1 1/8"; 1 1/4"; 1 1/2". |



SPARK PLUG TIRE PUMP

TIRES PUMPED BY AIR
FROM YOUR MOTOR

Fits all motors having spark plugs. Air Gauge reads tire pressure while pumping. Complete with 25' hose, Air Gauge, and one pumping element.

Price.....\$6.00

Pumping elements supplied in following sizes
1/2", 7/8", 1 1/8", 1 1/4", 1 1/2", each..... .50¢

WIRING TERMINALS

| | | | | | | | |
|--------------------|------------|------------|------------|-------------|-------------|-------------|--|
| | | | | | | | |
| No. 101 Ea. .02 | 103 .05 | 104 .05 | 105 .05 | 105A .05 | 106 .04 | 107 .04 | |
| | | | | | | | |
| No. 108 Ea. .03 | 109 .04 | 110 .04 | 111 .03 | 112 .03 | 112A .03 | 1122 .03 | |

TRACTOR

IGNITION CABLE SETS



ALLIS-CHALMERS

| Model | Set No. | Set No. | Price | Price |
|--------------|---------|---------|-------|-------|
| Model B..... | 10 | | | .55 |

CASE

| Model | Set No. | Set No. | Price | Price |
|--------|---------|---------|-------|-------|
| L..... | 15 | | | .95 |
| C..... | 20 | | | .90 |
| R..... | 25 | | | .75 |

JOHN DEERE

| Model | Set No. | Set No. | Price | Price |
|--------|---------|---------|-------|-------|
| D..... | 30 | | | .55 |
| A..... | 35 | | | .55 |
| B..... | 40 | | | .50 |
| H..... | 45 | | | .55 |

FORD-FERGUSON

| Model | Set No. | Set No. | Price | Price |
|-------------------------|---------|---------|-------|-------|
| 9N Ferguson System..... | 50 | | | .65 |

MCCORMICK DEERING I.H.C.

| Model | Set No. | Set No. | Price | Price |
|--------------------|---------|---------|-------|-------|
| 10-20-F30-W30..... | 65 | | | .50 |
| 15-30-22-36..... | 70 | | | .70 |
| Farmall M..... | 80 | | | .70 |
| Farmall H..... | 85 | | | .75 |

IGNITION CABLE



| | |
|--|----|
| T44 7mm High Tension Per foot..... | 10 |
| T440 Oil & Heat Proof Tension Cable..... | 13 |
| T50 16 Ga. Braided Light Wire..... | 05 |

BATTERY CLIPS.

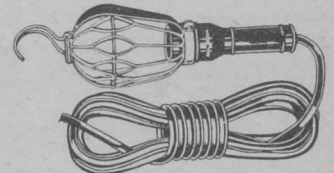


BATTERY CLIPS
Medium 11¢
Large 17¢ Small .08¢
PUSH PULL SWITCH



Price each.....35

TROUBLE LAMP



Heavy Duty 25'
Price complete.....\$4.95

AMMETER CUTOUT



| | |
|--------------------------|----------------|
| A44 Ford Ammeter..\$1.00 | UNIVERSAL GEN. |
| 4000 Heavy Duty.... 1.60 | EXPORT 1.25 |

IGNITION COILS

TRACTORS

CARS

TRUCKS

BUSSES



TS46U Heavy Duty.....\$5.00

Spark Plugs



A C Spark Plugs carried in stock for all Popular CARS, TRUCKS, TRACTORS.

PRICE..... .65

TITAN SPARK PLUGS
Engineered
for all Motors..... .40

Oil Filter REPLACEMENT ELEMENTS



ALLIS-CHALMERS

| | Element No. | Replaces | Price |
|---------------------|-------------|----------|-------|
| U, UC, UM, UMC..... | C-15-P | | 1.00 |
| B..... | 109 | 204912 | .90 |

JOHN DEERE

| | | | |
|------------------|--------|-----------|------|
| A, B, D & C..... | C-16-P | AA-2092-A | 1.00 |
| H..... | C-18-P | AH-783-R | 1.00 |

FORD-FERGUSON

| | | | |
|--------------------------|--------|----------|------|
| 9N, Ferguson System..... | C-19-P | 9N-18662 | 1.10 |
|--------------------------|--------|----------|------|

MASSEY-HARRIS

| | | | |
|---------------------------------|--------|---------|------|
| 201, 202, 203..... | C-26-P | 17429-A | 1.40 |
| 101 Jr, 81, 101 Super..... | C-10-P | 15434-A | 1.05 |
| 101, 102..... | C-14-P | 17119-A | 1.05 |
| 25, Challenger & Pacemaker..... | C-2-M | | 1.60 |

MCCORMICK DEERING

| | | | |
|--|--------|----------|------|
| 10-20, T20; 12; 14; 30; & 40 Series.. | | 25677-D | |
| A & B to 97937; M after 59393; W6 aft. | | 39515-DA | |
| 4252; H to 121021; I4; W4; to 4957.... | C-15-P | 63858-D | 1.00 |
| A & B after 97937, H after 121021, | | | |
| I-4, O-4, W4, after 4957..... | C-17-P | 63855-D | 1.00 |
| 15-30, 22-36, WD40, TD40, TD6 | | 27105-D | |
| TD9, TD14, TD35, M to 59394..... | C-20-P | 51183-DA | 1.40 |


MINNEAPOLIS TWIN CITY

| | | | |
|---|-------|--------|------|
| U, G, RT, Z..... | C-2-M | RE5599 | 1.60 |
| 21-32, FT, FTA, KT, MTA, M, TA, G & U.... | C-1-M | RE5905 | 1.95 |

OLIVER

| | | | |
|-----------------|---------|----------|------|
| 70, HC, KD..... | C-170-M | RS5507-B | 1.15 |
| 80, HC, KD..... | C-14-P | | 1.05 |
| 90..... | C-2-M | | 1.60 |
| 99..... | C-15-M | | 1.35 |

New TRACTOR SEALED BEAM HEADLIGHT



| | |
|---|--------|
| No. T3, Sealed Beam Lamp (7" Lens) 6 Volt..... | \$7.00 |
| T3A, Sealed Beam Lamp (7" Lens) 12 Volt..... | 7.00 |
| T4, Sealed Beam Lamp (5 1/2" Lens) 6 Volt..... | 6.00 |
| T4A, Sealed Beam Lamp (5 1/2" Lens) 12 Volt..... | 6.00 |
| T6, Sealed Beam Replacement Unit for above (State size when ordering)..... | 1.50 |
| T2, Special Tractor Lamp..... | 3.95 |

High Grade Brass Fittings

COMPRESSION COUPLINGS

No Flaring or Soldering Necessary



| Our No. | Type | 1/4" Each | 5/16" Each | 3/8" Each |
|---------|--------|-----------|------------|-----------|
| F06 | Sleeve | .03 | .03 | .04 |
| F16 | Nut | .08 | .09 | .12 |
| F46 | Tee | .50 | .60 | .85 |
| F86 | Conn. | .20 | .30 | .40 |
| F26 | Union | .30 | .38 | .48 |
| F96 | Elbow | .30 | .40 | .58 |

S. A. E. TUBE COUPLINGS

For Connecting Brass and Copper Tubing




| Our No. | Type | 1/4" Each | 5/16" Each | 3/8" Each |
|---------|----------------|-----------|------------|-----------|
| F44 | Tee | .33 | .40 | .65 |
| F94 | Elbow | .25 | .28 | .50 |
| F84 | Half Union | .20 | .26 | .40 |
| F14 | Union Nut | .16 | .20 | .30 |
| F24 | Union Coupling | .25 | .30 | .42 |

TIRE PAINT



1/2 Pts..... .45
Qts..... .1.25

FLEXIBLE COPPER TUBING



| Size | Per Foot | Price |
|-------|----------|-------|
| 1/8" | " | .12 |
| 3/16" | " | .16 |
| 1/4" | " | .17 |
| 5/16" | " | .20 |
| 3/8" | " | .22 |
| 1/2" | " | .30 |

A superior quality copper tubing for general automotive and tractor use. Made of high grade seamless annealed copper, soft and flexible--bends without kinking or breaking. May be used for gas or oil lines.

GASOLINE STRAINERS



1. One 3/8 Male Inlet; Two 1/8 Fem. Outlets Comp. with Shutoff..\$2.90
2. One 1/8 Fem. Inlet; One 1/8 Fem. Outlet Comp. with Shutoff..\$2.60
3. One 1/8 Fem. Inlet; One 1/8 Fem. Outlet, less Shutoff.....\$1.30

PEP VALVE COMPOUND.



2 ounce tin...40
4 ounce tin...60

WELDING GOO



GASKET GOO.



3 Oz. Tube .43
11 Oz. Tube 1.00

SHELLAC.

2 Oz. Btls. .19

Guaranteed to give satisfaction
Price..... 1.75

TRACTOR LIGHTING SYSTEMS

FOR MCCORMICK-DEERING, ALLIS-CHALMERS, JOHN DEERE and CASE

THESE SYSTEMS ARE MADE UP TO THE PROPER SPECIFICATIONS TO FIT THE TRACTORS LISTED BELOW AND INCLUDE THE FOLLOWING EQUIPMENT:



- 2 SPECIAL TRACTOR LAMPS COMPLETE WITH MOUNTING BRACKETS AND SUFFICIENT WIRE TO PERMIT LAMPS BEING ATTACHED TO ANY PART OF THE TRACTOR.

- 1 6 VOLT GENERATOR COMPLETE WITH PULLEY AND BELT

- 1 COUTOUT

- 1 SWITCH

- 1 AMMETER

MCCORMICK DEERING

T 10 - Farmall Standard
T 20 - Farmall 20, 32-37
T 40 - Farmall 20, 38-39
T 30 - Farmall F30
T340 - Farmall M
T350 - Farmall H
T370 - 10-20 #30

JOHN DEERE

T210 - A,B,G,G-P
T220 - D - (Steel Wheel)
T230 - D - (Rubber Tires)
T450 - ALLIS CHALMERS--W.C.
T470 - CASE--L

NO SPECIAL TOOLS OR MECHANICAL ABILITY REQUIRED TO INSTALL THIS SYSTEM ON YOUR TRACTOR AS EACH UNIT COMES COMPLETE WITH STURDY MOUNTING BRACKETS AND FULL INSTRUCTIONS.

PRICE COMPLETE (Less Battery).....Special.....\$29.50

Sealed Beam Trouble SPOT

A portable Spot and Trouble Lamp for doctors, taxi driver, truckers, hunters, campers, and all car owners.

Beautifully Chrome plated, with full length piston-grip handle.

Utilizes G.E. Sealed-Beam unit of 57,000 candlepower. Fourteen feet of extension cord. Packed in attractive blue flannel bag for permanent protection. Fits in glove compartment.

S-505-S With extra dashboard socket for cars without cigar lighters

Price Each.....\$6.80



Sealed Beam Tractor SPOT




MODEL TSL-2

A heavy, weatherproof Spot Light for tractors, trucks, farm, and construction machinery... useful for all types of night operation.

Completely adjustable for all positions, with full swivel action in any direction.

Easily bolted to dashboard or frame of any type vehicle. Convenient to driver for all night work. Furnished with on-off switch.

Price each.....\$6.80



NO. 7148
COMBINATION LIGHT SWITCH
FOR BATTERY AND GENERATOR EQUIPPED
TRACTORS — Three position

This switch manually controls generator output in first and second positions and second positions and operates the lights in the third position.

The first position protects the battery against overcharging.

The second position permits a run-down battery to be charged or provides additional current for radio etc.

The third position operates the light circuit which is protected by a 20 ampere built-in fuse, and permits full generator output.

Price Each.....\$1.75



NO. DL-5 SWITCH OPER-
ATED DASH LIGHT.

Built-in switch operates on a single contact bulb. Comes complete with 12" insulated cable. 7/16" diameter mounting bushing.

Price Each......95¢

UNIVERSAL HEAT INDICATOR



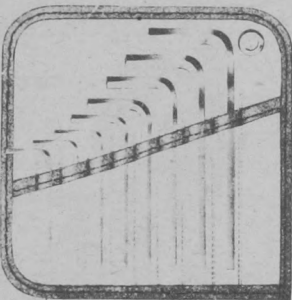
For Clamp-On or
Thru Dash Mounting

AN ACCURATE, ECONOMICAL HEAT INDICATOR FOR ALL MOTORS.
UNIVERSAL DESIGN FOR EITHER BLOCK OR RADIATOR HOSE
INSTALLATION. TUBING LENGTH 42 INCHES.

Price Each.....\$4.00

HIGH GRADE TOOLS

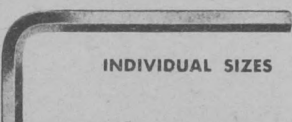
ALLEN SET SCREW WRENCHES



8-PIECE WRENCH SET

Contains all popular sizes, 1/16", 5/64", 3/32", 1/8", 5/32", 3/16", 7/32" and 1/4". Heavy Gauge plastic grease and oil proof kit. Pocket size fold with individual pockets for each wrench and grommet for hanging. Wrenches brightly plated---easy to find.

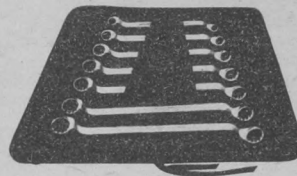
No. 200B 8 Piece Wrench Set....Price \$1.40



INDIVIDUAL SIZES


| No. | Size | Price Each | No. | Size | Price Each |
|------|-------|------------|-----|-------|------------|
| 202A | 1/16" | .05 | 206 | 3/16" | .09 |
| 202 | 5/64" | .06 | 207 | 7/32" | .10 |
| 203 | 3/32" | .06 | 208 | 1/4" | .11 |
| 204 | 1/8" | .06 | 210 | 5/16" | .20 |
| 205 | 5/32" | .07 | 212 | 3/8" | .27 |

Select Steel Box Wrench Set



No. 910-7R 7 Piece Set.....Price \$8.50
Sizes 3/8" x 7/16", 1/2" x 9/16",
5/8" x 11/16", 3/4" x 25/32",
13/16" x 7/8", 15/16" x 1" and
1 1/16" x 1 1/8".


Select Steel End Wrench Sets



No. 940-9 9 Piece Set.....Price \$8.80
Sizes 5/16" x 3/8", 7/16" x 1/2",
1/2" x 9/16", 9/16" x 5/8", 1/2"
x 19/32", 11/16" x 25/32", 3/4" x 13/16",
7/8" x 15/16", 1" x 1 1/8" and
1 1/16" x 1 1/4".

No. 940-12 12 Piece Set.....Price 17.05
Sizes 5/16" x 3/8", 3/8" x 7/16",
1/2" x 9/16", 9/16" x 5/8", 1/2"
x 19/32", 11/16" x 25/32", 3/4" x
13/16", 7/8" x 15/16", 1" x 1 1/8",
1 1/16" x 1 1/4", 1 5/16" x 1 1/2",
and 1 7/16" x 1 5/8".

Combination Wrench Sets



No. 1060 11 Piece Set.....\$10.45
Sizes 1/4", 5/16", 3/8", 7/16",
1/2", 9/16", 5/8", 11/16", 3/4",
13/16" and 7/8".

No. 1061 5 Piece Set.....Price \$11.45
Sizes 15/16", 1", 1 1/16",
1 1/8" and 1 1/4".

No. 1062 5 Piece Set.....Price \$ 3.55
Sizes 1/4", 5/16", 3/8",
7/16" and 1/2".

No. 1063 5 Piece Set.....Price \$ 4.35
Sizes 3/8", 7/16", 1/2",
9/16" and 5/8".

No. 1064 7 Piece Set.....Price \$ 6.90
Sizes 3/8", 7/16", 1/2",
9/16", 5/8", 11/16" & 3/4".

No. 1065 8 Piece Set.....Price \$ 8.05
Sizes 3/8", 7/16", 1/2", 9/16",
5/8", 11/16", 3/4" & 7/8".

No. 1066 12 Piece Set.....Price \$15.20
Sizes 3/8", 7/16", 1/2", 9/16",
5/8", 11/16", 3/4", 13/16", 7/8",
15/16", 1" and 1 1/16".

HIGH GRADE TOOLS



FLAT COLD CHISELS

| No. | Width Bit | Length | Size Stock | Price |
|------|--------------|--------|---------------|-------|
| 1900 | 3/8" | 5" | 5/16".... | .60 |
| 1901 | 1/2" | 5-3/4" | 3/8"..... | .70 |
| 1902 | 5/8" | 6" | 1/2"..... | .85 |
| 1903 | 3/4" | 7" | 5/8"..... | 1.30 |
| 1904 | 7/8" | 8" | 3/4"..... | 1.80 |
| 1905 | 1" | 9" | 7/8"..... | 2.25 |



GOUGE CHISELS

| No. | Width Bit | Length | Size Stock | Price |
|------|--------------|--------|---------------|-------|
| 1920 | 7/32" | 5" | 5/16".... | .60 |
| 1921 | 1/4" | 6" | 3/8"..... | .80 |



CAPE CHISELS

| No. | Width Bit | Length | Size Stock | Price |
|------|--------------|--------|---------------|-------|
| 1910 | 7/32" | 5" | 5/16".... | .60 |
| 1911 | 5/16" | 6" | 3/8"..... | .80 |
| 1912 | 3/8" | 6" | 1/2"..... | .90 |




DIAMOND POINT CHISELS

| No. | Width Bit | Length | Size Stock | Price |
|------|--------------|--------|---------------|-------|
| 1930 | 5/64" | 5" | 5/16".... | .80 |
| 1931 | 1/8" | 6" | 3/8"..... | .70 |



SOLID OR LONG TAPER PUNCHES

| No. | Width Bit | Length | Size Stock | Price |
|------|--------------|--------|---------------|-------|
| 1950 | 3/32" | 4-1/2" | 5/16".... | .60 |
| 1951 | 1/8" | 6-1/2" | 5/16".... | .60 |
| 1952 | 3/16" | 7" | 3/8"..... | .80 |
| 1953 | 7/32" | 7-1/2" | 1/2"..... | 1.05 |
| 1954 | 1/4" | 8" | 5/8"..... | 1.30 |
| 1955 | 9/32" | 11" | 5/8"..... | 1.60 |



PIN PUNCHES

| No. | Width Bit | Length | Size Stock | Price |
|------|--------------|--------|---------------|-------|
| 1940 | 3/32" | 4-1/2" | 5/16".... | .50 |
| 1941 | 1/8" | 4-1/2" | 5/16".... | .50 |
| 1942 | 5/32" | 4-1/2" | 5/16".... | .50 |
| 1943 | 5/32" | 6" | 5/16".... | .60 |
| 1944 | 3/16" | 6-1/2" | 3/8"..... | .75 |
| 1945 | 7/32" | 6-7/8" | 3/8"..... | .80 |
| 1946 | 1/4" | 7-1/4" | 3/8"..... | .85 |
| 1947 | 5/16" | 7-5/8" | 1/2"..... | .95 |



CENTER PUNCHES

| No. | Width Bit | Length | Size Stock | Price |
|------|--------------|--------|---------------|-------|
| 1970 | 1/8" | 4-1/2" | 5/16".... | .50 |
| 1971 | 7/32" | 5" | 3/8"..... | .70 |


Breast Drill



Length..... 16"
2 Speed
#512.....\$4.95

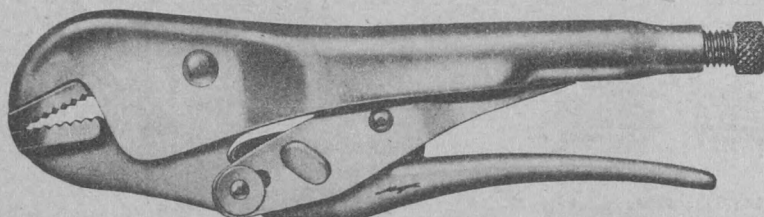
Super Quality
Forged Ball Pein Hammers

Top Grade Hickory Handles



| No. | Weight | Length | Price |
|--------|-----------|-------------|--------|
| 980-2 | 2 oz. | 10"..... | \$1.25 |
| 980-4 | 4 oz. | 11"..... | 1.25 |
| 980-8 | 8 oz. | 12-1/2".... | 1.55 |
| 980-12 | 12 oz. | 13"..... | 1.75 |
| 980-16 | 1 lb. | 14"..... | 1.95 |
| 980-20 | 1-1/4 lb. | 15"..... | 2.30 |
| 980-24 | 1-1/2 lb. | 15"..... | 2.75 |
| 980-32 | 2 lb. | 16"..... | 3.10 |


SHUR-GRIP PLIER WRENCH



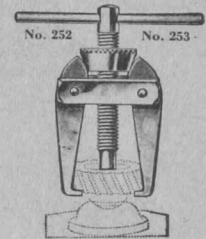
THIS PLIER IS SOMETHING NEW, AND DIFFERENT FROM THE AVERAGE GRIP LOCKING WRENCH, INASMUCH AS IT WORKS WITH A SHORT PAWL AGAINST THE CAM HANDLE, GIVING IT POWERFUL GRIPPING ACTION. UNLOCKS WITHOUT SNAPPING THE FINGERS.

THE JAWS ARE FORGED FROM ALLOY STEEL AND A SPECIAL HEAT TREAT JOB FOR TOUGHNESS AND DURABILITY. GUARANTEED TO BE FREE FROM FLAWS IN MATERIAL AND WORKMANSHIP.

PRICE EACH.....\$3.00

GEAR—BEARING AND WHEEL
PULLERS

No. 255



No. 252 No. 253

No. 255 - Heavy Duty Gear Puller
Reversible Arms
Range 3" to 6".....\$ 9.10

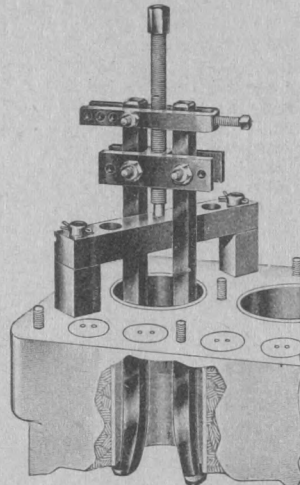
No. 253 - Gear Puller
Max. Opening 3-1/2"..... 3.55

No. 252 - Gear Puller
Max. Opening 1-7/8"..... 2.90

UNIVERSAL SLEEVE PULLERS

SPECIFICATIONS OF PULLER

Total length of puller.....22"
Depth reach below bar.....16 3/4"
Spread of Jaws-Max.....12"
Spread of Jaws-Min..... 2"
Length of Cyl. Block Bar....9 1/2"
Pulling Power (approx.).....10 Ton



No. 97 - Puller with Cylinder
Sleeve jaws and block bar as
Illustrated.....\$30.00

D R I L L S




| Size | Carbon | High Speed | Size | Carbon | High Speed |
|-------|--------|------------|-------|--------|------------|
| 1/16 | .17 | .33 | 23/64 | .63 | 1.60 |
| 5/64 | .19 | .33 | 3/8 | .69 | 1.74 |
| 3/32 | .19 | .34 | 25/64 | .75 | 1.93 |
| 7/64 | .20 | .35 | 13/32 | .81 | 2.05 |
| 1/8 | .20 | .44 | 27/64 | .90 | 2.23 |
| 9/64 | .20 | .48 | 7/16 | .98 | 2.40 |
| 5/32 | .22 | .52 | 29/64 | 1.06 | 2.58 |
| 11/64 | .23 | .56 | 15/32 | 1.15 | 2.73 |
| 3/16 | .26 | .59 | 31/64 | 1.27 | 2.84 |
| 13/64 | .30 | .64 | 1/2 | 1.38 | 2.94 |
| 7/32 | .33 | .70 | 17/32 | 1.38 | |
| 15/64 | .35 | .78 | 9/16 | 1.38 | |
| 1/4 | .38 | .84 | 19/32 | 1.40 | |
| 17/64 | .40 | .93 | 5/8 | 1.50 | |
| 9/32 | .45 | 1.04 | 21/32 | 2.18 | |
| 19/64 | .46 | 1.12 | 11/16 | 2.30 | |
| 5/16 | .50 | 1.21 | 23/32 | 2.47 | |
| 21/64 | .55 | 1.33 | 3/4 | 2.58 | |
| 11/32 | .58 | 1.49 | | | |

HIGH GRADE TOOLS

Heavy Duty Socket Sets and Fittings

3/4" SQUARE DRIVE




CONTENTS OF 15 PIECE SET

| | |
|------------------------------|-------------------------------|
| 19" Swing Head Handle | 1 1/4" 12 Point Hex. Socket |
| 12" Cross Bar | 1 3/8" 12 Point Hex. Socket |
| 7/8" 12 Point Hex. Socket | 1 7/16" 12 Point Hex. Socket |
| 15/16" 12 Point Hex. Socket | 1 1/2" 12 Point Hex. Socket |
| 1" 12 Point Hex. Socket | 1 5/8" 12 Point Hex. Socket |
| 1 1/16" 12 Point Hex. Socket | 1 11/16" 12 Point Hex. Socket |
| 1 1/8" 12 Point Hex. Socket | 1 3/4" 12 Point Hex. Socket |
| 1 3/16" 12 Point Hex. Socket | |

No. 2215--15 Piece Heavy Duty Socket Set. Price...\$44.00
 No. 2210--10 Piece Heavy Duty Socket Set..... 27.80

"Cub" Chrome Vanadium Steel Socket Sets

3/8" SQUARE DRIVE

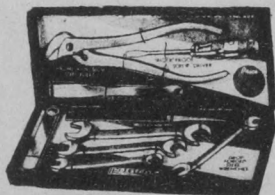


CONTENTS

| | |
|-----------------------------|-----------------------------|
| 16" Speeder | 1/2" 8 Point Square Socket |
| 8" Slide T Handle | 3/8" 12 Point Hex. Socket |
| 6" Extension Adaptor | 7/16" 12 Point Hex. Socket |
| 5" Extension Adaptor | 1/2" 12 Point Hex. Socket |
| 5 1/2" Slide Bar | 9/16" 12 Point Hex. Socket |
| Universal Joint | 5/8" 12 Point Hex. Socket |
| 3/8" 8 Point Square Socket | 11/16" 12 Point Hex. Socket |
| 7/16" 8 Point Square Socket | 3/4" 12 Point Hex. Socket |

No. 2706--16 Piece "Cub" Socket Set.....Price \$12.00
 No. 2706--Complete with Ratchet..... \$16.75

Super-Quality Ignition Sets with Drop Forged End Wrenches




#889--Ignition Set.....\$4.75



#885 Ignition Set.....\$2.95

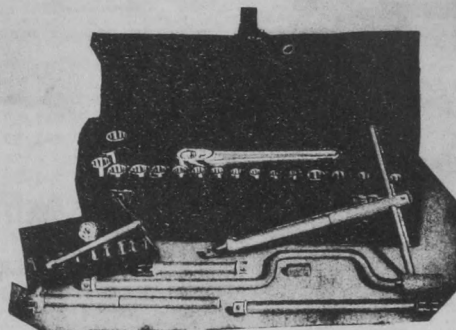
TIRE AIR GAUGE



#115S Air Gauge 10 to 120 lbs.....\$1.60
 #120W Air-Water Gauge 3 to 50 lbs.....\$2.25

Super Quality 36 Piece Chrome Vanadium Steel Sets

1/2" SQUARE DRIVE



CONTENTS OF 36 PIECE SET

| | | | |
|-------|--------------------------|-------|---|
| 1214 | 7/16" Socket, 12-point | 3221 | 11 1/2" Swing Head Handle |
| 1216 | 1/2" Socket, 12-Point | 3210 | 9" Slide Bar |
| 1218 | 9/16" Socket, 12-point | 3208 | 19" Long Speeder |
| 1219 | 19/32" Socket, 12-point | 3201 | Reversible Ratchet |
| 1220 | 5/8" Socket, 12-point | 3216 | 6" Extension |
| 1221 | 21/32" Socket, 12-point | 3211 | 10" Extension |
| 1222 | 11/16" Socket, 12-point | 3206 | 10" Slide T Handle |
| 1224 | 3/4" Socket, 12-point | 3213 | Drag Link Socket |
| 1226 | 13/16" Socket, 12-point | 2808 | 1/4" Hex. Midget Socket |
| 1228 | 7/8" Socket, 12-point | 2809 | 9/32" Hex. Midget Socket |
| 1230 | 15/16" Socket, 12-point | 2810 | 5/16" Hex. Midget Socket |
| 1232 | 1" Socket, 12-point | 2811 | 11/32" Hex. Midget Socket |
| 1234 | 1-1/16" Socket, 12-point | 2812 | 3/8" Hex. Midget Socket |
| 1213S | 1/2" Socket, 8-point | 2814 | 7/16" Hex. Midget Socket |
| 1218S | 9/16" Socket, 8-point | 2808S | 1/4" Square Midget Socket |
| 1220S | 5/8" Socket, 8-point | 2810S | 5/16" Square Midget Socket |
| 1222S | 11/16" Socket, 8-point | 2812S | 3/8" Square Midget Socket |
| | | 2850 | Midget Swing Head Hdle. with cross Bar. |

No. 3136-STB--36 Piece Socket Set as illustrated.....Price \$37.65
 No. 3120-----20 Piece Socket Set..... 25.00
 No. 3113-----13 Piece Socket Set..... 12.55

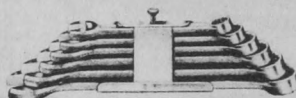
Super Quality Midget Socket Wrenches Chrome Vanadium Steel

1/4" Square Drive



Swing Handle--Cross Bar--1" Extension--Ratchet
 1/4" 6 Point Hex. Socket 7/16" 12 Point Hex. Socket
 9/32" 6 Point Hex. Socket 1/4" 8 Point Sq. Socket
 5/16" 6 Point Hex. Socket 5/16" 8 Point Sq. Socket
 11/32" 12 Point Hex. Socket 3/8" 8 Point Sq. Socket
 3/8" 12 Point Hex. Socket
 No. 2800--11 Piece Midget Set.....Price \$4.45
 No. 2801--13 Piece Midget Set as illustrated \$7.35

Klip-Tite Sets



| | |
|-------------|---|
| No. 1070-3K | 7/16; 1/2; 9/16.....Price \$1.95 |
| No. 1070-4K | 15/16; 1"; 1-1/16; 1-1/8..... \$7.70 |
| No. 1070-5K | 1/4; 5/16; 3/8; 7/16; 1/2..... \$2.55 |
| No. 1070-6K | 7/16; 1/2; 9/16; 5/8; 11/16; 3/4..... \$4.45 |
| No. 1070-7K | 1/2; 9/16; 5/8; 11/16; 3/4; 13/16; 7/8..... \$6.65 |

Engineer's Wrench Sets

PLATED AND POLISHED



940-6P--6 Piece Set.....\$2.95
 930-5P--5 Piece Set..... 1.95

Drop Forged Selected Steel Box Wrenches


CADMIUM PLATED Long 45° Type



Set has openings 3/8", 7/16", 1/2", 9/16", 5/8", 11/16", 3/4", 25/32", 13/16", 7/8", 15/16" and 1" and contains Wrenches Nos. 0911, 0912, 0913, 0914, 0915 and 0916.

No. 910-6K--Six Piece Box Wrench Set.....Price \$4.80
 No. 910-5K--Five Piece Box Wrench Set..... 3.70

HIGH GRADE TOOLS

SUPER QUALITY CHROME VANADIUM STEEL OPEN
END WRENCHES

| No. | Openings | Price |
|-------------------|-----------------|-------|
| OPEN END WRENCHES | | |
| 1021 | 5/16" x 13/32" | .65 |
| 1723 | 3/8" x 7/16" | .65 |
| 1023 | 13/32" x 1/2" | .70 |
| 1725 | 7/16" x 1/2" | .80 |
| 1725B | 1/2" x 9/16" | .80 |
| 1727 | 9/16" x 5/8" | 1.00 |
| 1027 | 15/32" x 11/16" | 1.05 |
| 1729 | 5/8" x 3/4" | 1.20 |
| 1029 | 11/16" x 25/32" | 1.25 |
| 1731A | 3/4" x 7/8" | 1.75 |
| 1033C | 15/16" x 1" | 2.25 |
| TAFLET WRENCHES | | |
| T1 | 7/16" x 17/32" | .80 |
| T2 | 1/2" x 9/16" | .80 |
| T3 | 5/8" x 11/16" | .95 |
| T4 | 3/4" x 7/8" | 1.10 |

SUPER QUALITY CHROME VANADIUM STEEL BOX WRENCHES




| No. | Openings | Price |
|--------------------|-----------------|--------|
| LONG 10 1/2" TYPE | | |
| 711 | 3/8" x 7/16" | \$1.00 |
| 712 | 1/2" x 9/16" | 1.10 |
| 713 | 9/16" x 5/8" | 1.25 |
| 714 | 11/16" x 25/32" | 1.50 |
| 715 | 3/4" x 7/8" | 1.55 |
| LONG 45 1/2" TYPE | | |
| 730 | 3/8" x 7/16" | 1.00 |
| 731 | 1/2" x 9/16" | 1.10 |
| 732 | 5/8" x 11/16" | 1.25 |
| 733 | 3/4" x 25/32" | 1.45 |
| 734 | 13/16" x 7/8" | 1.90 |
| 735 | 15/16" x 1" | 2.20 |
| SHORT 45 1/2" TYPE | | |
| 741 | 3/8" x 7/16" | 1.00 |
| 742 | 1/2" x 9/16" | 1.10 |
| 743 | 5/8" x 11/16" | 1.15 |
| SHORT 15 1/2" TYPE | | |
| 751 | 3/8" x 7/16" | 1.00 |
| 752 | 1/2" x 9/16" | 1.10 |
| 753 | 5/8" x 11/16" | 1.15 |

HEAVY DUTY EXTRA LONG 45 1/2" PATTERN



| No. | Size | Length | Price |
|------|------------------|---------|--------|
| 757 | 1-1/16" x 1-1/8" | 16" | \$3.25 |
| 758A | 1-3/16" x 1-1/4" | 18" | 4.10 |
| 758B | 1-1/8" x 1-1/4" | 18" | 4.10 |
| 758C | 1-1/16" x 1-1/4" | 18" | 4.40 |
| 759A | 1-5/16" x 1-3/8" | 20-1/2" | 5.60 |
| 759B | 1-7/16" x 1-1/2" | 22-1/2" | 6.15 |




A very useful combination of a Box End Wrench, set at a 10 1/2 degree offset angle on one end, and Open End Wrench on the other end. The same size openings on both ends.

| No. | Size | Length | Price |
|-----|--------|---------|--------|
| 771 | 3/8" | 7" | \$1.00 |
| 772 | 7/16" | 7-1/4" | 1.10 |
| 773 | 1/2" | 7-5/8" | 1.15 |
| 774 | 9/16" | 8" | 1.25 |
| 775 | 5/8" | 8-1/2" | 1.35 |
| 776 | 11/16" | 8-3/4" | 1.50 |
| 777 | 3/4" | 10-1/4" | 1.65 |
| 778 | 7/8" | 11-1/8" | 1.80 |
| 779 | 15/16" | 12-1/4" | 1.95 |

1/2" SUPER QUALITY CHROME ALLOY STEEL SOCKETS AND FITTINGS
SQUARE DRIVE

| No. | Description | Price Each |
|-------|----------------------|------------|
| 1214 | 7/16" Hex. Socket | .50 |
| 1216 | 1/2" Hex. Socket | .50 |
| 1218 | 9/16" Hex. Socket | .60 |
| 1219 | 19/32" Hex. Socket | .60 |
| 1220 | 5/8" Hex. Socket | .65 |
| 1221 | 21/32" Hex. Socket | .70 |
| 1222 | 11/16" Hex. Socket | .70 |
| 1224 | 3/4" Hex. Socket | .75 |
| 1225 | 25/32" Hex. Socket | .75 |
| 1226 | 13/16" Hex. Socket | .75 |
| 1228 | 7/8" Hex. Socket | .85 |
| 1230 | 15/16" Hex. Socket | .90 |
| 1232 | 1" Hex. Socket | .90 |
| 1234 | 1 1/16" Hex. Socket | 1.00 |
| 1236 | 1 1/8" Hex. Socket | 1.10 |
| 1238 | 1 3/16" Hex. Socket | 1.15 |
| 1240 | 1 1/4" Hex. Socket | 1.15 |
| 1212S | 3/8" Square Socket | .70 |
| 1214S | 7/16" Square Socket | .70 |
| 1216S | 1/2" Square Socket | .70 |
| 1218S | 9/16" Square Socket | .80 |
| 1220S | 5/8" Square Socket | .80 |
| 1222S | 11/16" Square Socket | .80 |
| 1224S | 3/4" Square Socket | .95 |
| 1228S | 7/8" Square Socket | 1.10 |

3/4" SUPER QUALITY CHROME ALLOY STEEL SOCKETS AND FITTINGS
SQUARE DRIVE

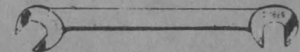
| No. | Description | Price Each |
|------|----------------------------|------------|
| 2228 | 7/8" Heavy Duty Socket | \$1.10 |
| 2230 | 15/16" Heavy Duty Socket | 1.15 |
| 2232 | 1" Heavy Duty Socket | 1.15 |
| 2234 | 1-1/16" Heavy Duty Socket | 1.35 |
| 2236 | 1-1/8" Heavy Duty Socket | 1.50 |
| 2238 | 1-3/16" Heavy Duty Socket | 1.65 |
| 2240 | 1-1/4" Heavy Duty Socket | 1.65 |
| 2244 | 1-3/8" Heavy Duty Socket | 1.95 |
| 2246 | 1-7/16" Heavy Duty Socket | 2.15 |
| 2248 | 1-1/2" Heavy Duty Socket | 2.30 |
| 2252 | 1-5/8" Heavy Duty Socket | 2.45 |
| 2254 | 1-11/16" Heavy Duty Socket | 3.30 |
| 2256 | 1-3/4" Heavy Duty Socket | 3.40 |

1/2" SQUARE DRIVE

3/4" SQUARE DRIVE

| No. | Description | Price Each |
|-------|------------------------------|------------|
| 3202R | Reversible Ratchet | \$4.85 |
| 3203 | Screw Driver adaptor | .75 |
| 3204 | 6" Extension | 1.00 |
| 3205 | Short Square Adaptor | .50 |
| 3206 | Slide T Handle | 1.80 |
| 3208 | 19" Speeder Handle | 1.95 |
| 3209 | 12" Speeder Handle | 1.90 |
| 3210 | 9" Cross Bar | .45 |
| 3211 | 10" Extension Adaptor | 1.40 |
| 3212 | Alumite Socket | .50 |
| 3213 | Drag Link Socket | 1.00 |
| 3214 | Universal Joint | 1.38 |
| 3215 | Plug Adaptor | .50 |
| 3216 | 6" Extension Adaptor | 1.15 |
| 3217 | Universal Adaptor | 2.05 |
| 3220 | 11 1/2" swing Head Handle | 3.10 |
| 3221 | 11 1/2" Swing Head Handle | 3.10 |
| 3222 | 15 1/2" Swing Head Handle | 3.45 |
| 3223 | 18" Swing Head Handle | 3.60 |
| 3233 | 1/2" x 3/8" Reducing Adaptor | 1.05 |

OBSTRUCTION TYPE END WRENCHES



| No. | Size | Length | Price |
|------|--------|--------|-------|
| 1821 | 3/8" | 5 1/2" | .95 |
| 1823 | 7/16" | 5 1/2" | .95 |
| 1825 | 1/2" | 6 1/2" | 1.00 |
| 1827 | 9/16" | 6 1/2" | 1.00 |
| 1829 | 5/8" | 7 1/2" | 1.25 |
| 1830 | 11/16" | 7 1/2" | 1.25 |
| 1831 | 3/4" | 7 1/2" | 1.25 |

SUPER QUALITY SCREW DRIVERS

Amber Transparent Shock-and Break-Proof Handles
ROUND BLADES

| No. | Blade Size | Price |
|----------|----------------|-------|
| 136 | 1/8" x 1 7/8" | .35 |
| 3602 | 1/8" x 2" | .50 |
| 3603 | 1/8" x 3" | .50 |
| 3611 1/2 | 3/16" x 1 1/2" | .65 |
| 3613 | 3/16" x 3" | .65 |
| 3614 | 3/16" x 4" | .75 |
| 3616 | 3/16" x 6" | .80 |

SQUARE BLADES

| No. | Blade Size | Price |
|----------|----------------|-------|
| 3702 | 1/8" x 2" | .50 |
| 3703 | 1/8" x 3" | .50 |
| 3711 1/2 | 3/16" x 1 1/2" | .65 |
| 3713 | 3/16" x 3" | .70 |
| 3714 | 3/16" x 4" | .75 |
| 3716 | 3/16" x 6" | .80 |
| 3721 1/4 | 1/4" x 1 1/4" | .90 |
| 3722 | 1/4" x 2" | 1.00 |
| 3724 | 1/4" x 4" | 1.00 |
| 3726 | 1/4" x 6" | 1.10 |
| 3728 | 1/4" x 8" | 1.15 |
| 3731 1/2 | 5/16" x 1 1/4" | 1.10 |
| 3736 | 5/16" x 6" | 1.25 |
| 3738 | 5/16" x 8" | 1.35 |
| 3746 | 3/8" x 6" | 1.65 |
| 3748 | 3/8" x 8" | 1.75 |

Note: *These items have stubby handle only.

| No. | Description | Price Each |
|------|----------------------------------|------------|
| 2258 | 1-13/16" Heavy Duty Socket | \$3.75 |
| 2260 | 1-7/8" Heavy Duty Socket | 3.80 |
| 2264 | 2" Heavy Duty Socket | 4.55 |
| 2268 | 2-1/8" Heavy Duty Socket | 5.55 |
| 2270 | 2-3/16" Heavy Duty Socket | 5.75 |
| 2276 | Heavy Duty Ratchet | 13.10 |
| 2292 | Plug only for Heavy Duty Ratchet | 1.35 |
| 2363 | 18" Male Slide Head Handle | 3.70 |
| 2364 | 8" Extension Adaptor | 2.75 |
| 2365 | 15" Extension Adaptor | 3.30 |
| 2366 | Heavy Duty Flex Handle | 8.00 |
| 2367 | Heavy Duty Cross Bar | 1.10 |

**We Stock Only GUARANTEED New Parts
WE ARE NOT TRACTOR WRECKERS**



Precision Bearings
for Every Purpose

WHY GAMBLE?

**NEW GUARANTEED PARTS Cost So Little
when purchased
from**

TRACTOR REPAIR PARTS CO.


1771 Albert Street

P.O. Box 58

REGINA, SASK.

**PRICES QUOTED IN THIS CATALOGUE ARE NET; THERE ARE NO
SURCHARGES TO ADD UNLESS OUR GOVERNMENT INCREASES THE IMPORT
DUTIES OR SALES TAXES APPLYING TO ITEMS LISTED,**

TRACTOR REPAIR PARTS CO.



FOR ALL MAKES
OF TRACTORS

DATE.....

Serial No.

NO GOODS SHIPPED C.O.D. UNLESS 50% OF THEIR VALUE ACCOMPANIES ORDER

100M—P.P.Co.-11-48

